

BlackRock US Dynamic Fund
Class D GBP
UK Retail Funds

February 2024

Unless otherwise stated, Performance, Portfolio Breakdowns and Net Asset information as at: 29-Feb-2024. All other data as at 12-Mar-2024.

This document is marketing material. For Investors in the UK. Investors should read the KIID/PRIIPs document and prospectus prior to investing, and should refer to the prospectus for the funds full list of risks.

FUND OVERVIEW

- The Fund aims to provide a return on your investment (generated through an increase in the value of the assets held by the Fund) over the long term (5 or more consecutive years beginning at the point of investment).
- The Fund invests at least 70% of its total assets in the equity securities (e.g. shares) of companies incorporated, or listed on a stock exchange, in the United States.
- Depending on market conditions, the Fund will invest in equity securities of companies that are, in the opinion of the investment adviser(IA) opinion, undervalued (i.e. their share price does not reflect their underlying worth) or have good growth potential.

RISK INDICATOR



CAPITAL AT RISK: The value of investments and the income from them can fall as well as rise and are not guaranteed. Investors may not get back the amount originally invested.

KEY RISKS:

- The value of equities and equity-related securities can be affected by daily stock market movements. Other influential factors include political, economic news, company earnings and significant corporate events.
- Counterparty Risk: The insolvency of any institutions providing services such as safekeeping of assets or acting as counterparty to derivatives or other instruments, may expose the Fund to financial loss.

RATINGS



KEY FACTS

- Constraint[†]** : Russell 1000 Index
- Asset Class** : Equity
- Fund Launch Date** : 31-Dec-1982
- Share Class Launch Date** : 10-Oct-2012
- Share Class Currency** : GBP
- Use of Income** : Accumulating
- Net Assets of Fund (M)** : 246.29 GBP
- Morningstar Category** : US Large-Cap Blend Equity
- Domicile** : United Kingdom
- ISIN** : GB00B87XJQ69
- Management Company** : BlackRock Fund Managers Ltd
- * or currency equivalent

FEES AND CHARGES

- Annual Management Fee** : 0.75%
- Ongoing Charge** : 0.89%
- Performance Fee** : 0.00%

DEALING INFORMATION

- Minimum Initial Investment** : 100,000 GBP *
- Settlement** : Trade Date + 3 days
- Dealing Frequency** : Daily, forward pricing basis
- * or currency equivalent

PORTFOLIO CHARACTERISTICS

- Price to Book Ratio** : 3.53x
- Price to Earnings Ratio** : 23.92x
- Standard Deviation (3y)** : 11.38
- 3y Beta** : 0.73
- Number of Holdings** : 58

PORTFOLIO MANAGER(S)

- Todd Burnside
- Joseph Wolfe

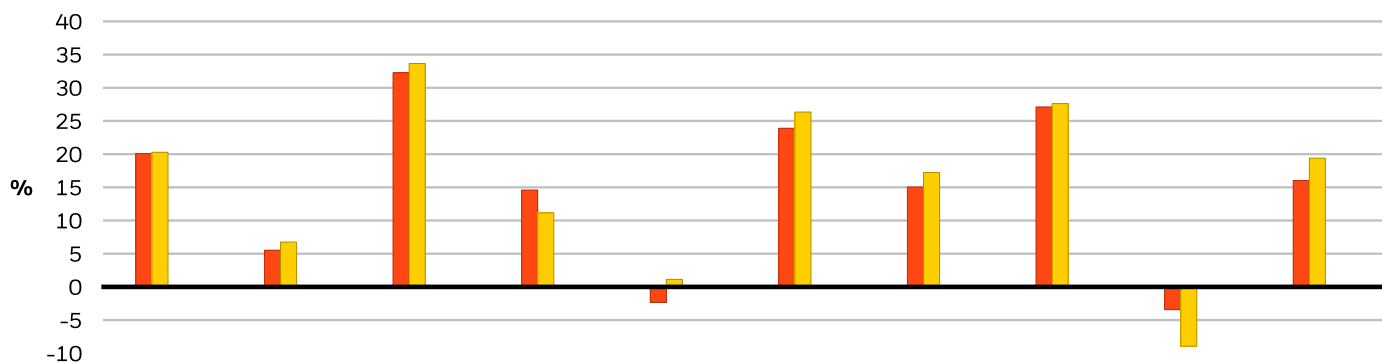
BlackRock US Dynamic Fund

Class D GBP

UK Retail Funds

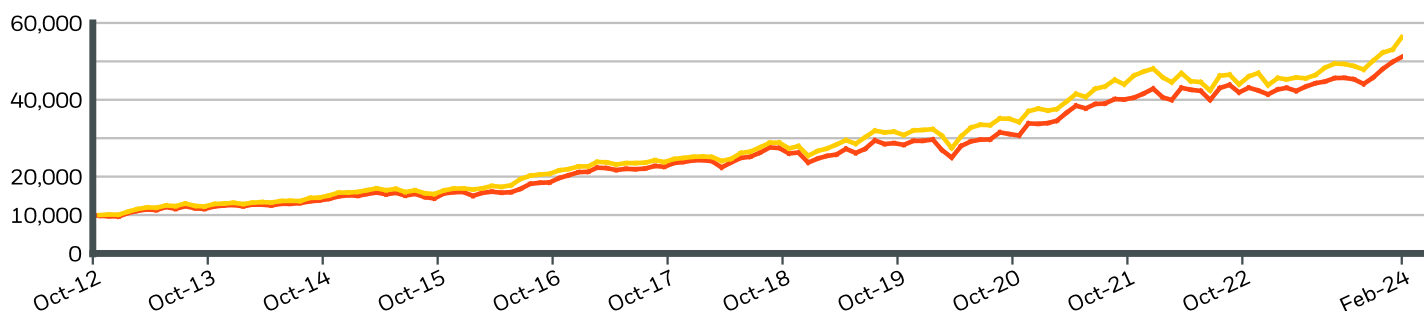
BlackRock®

CALENDAR YEAR PERFORMANCE



	2014	2015	2016	2017	2018	2019	2020	2021	2022	2023
Share Class	20.09	5.53	32.26	14.59	-2.34	23.90	15.05	27.12	-3.43	16.03
Constraint ^{†1}	20.28	6.76	33.66	11.15	1.13	26.35	17.23	27.62	-8.94	19.39

GROWTH OF HYPOTHETICAL 10,000 GBP SINCE INCEPTION



CUMULATIVE & ANNUALISED PERFORMANCE

	CUMULATIVE (%)					ANNUALISED (% p.a.)		
	1m	3m	6m	YTD	1y	3y	5y	Since Inception
Share Class	2.61	11.74	11.94	6.46	18.70	13.98	15.06	15.41
Constraint ^{†1}	6.11	12.23	14.23	7.70	24.24	14.41	15.59	16.21

The figures shown relate to past performance. Past performance is not a reliable indicator of current or future performance and should not be the sole factor of consideration when selecting a product or strategy. Share Class and Benchmark performance displayed in GBP, hedged share class benchmark performance is displayed in GBP. Performance is shown on a Net Asset Value (NAV) basis, with gross income reinvested where applicable. The return of your investment may increase or decrease as a result of currency fluctuations if your investment is made in a currency other than that used in the past performance calculation. **Source:** BlackRock

■ Share Class BlackRock US Dynamic Fund Class D GBP
■ Constraint^{†1} Russell 1000 Index

Contact Us

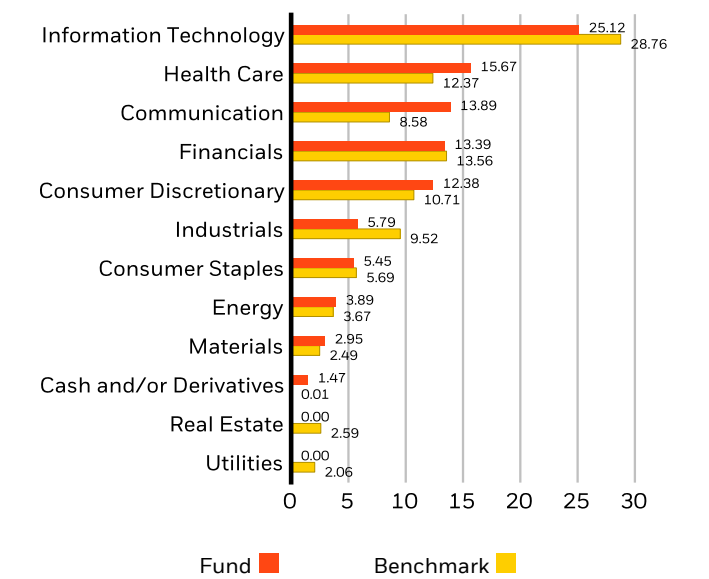
For EMEA: 0800 445 522 • www.blackrock.com • investor.services@blackrock.com

TOP 10 HOLDINGS (%)

MICROSOFT CORPORATION	8.47%
AMAZON.COM INC	5.74%
ALPHABET INC	4.93%
META PLATFORMS INC	3.54%
APPLE INC	3.47%
ADVANCED MICRO DEVICES INC	2.71%
BERKSHIRE HATHAWAY INC	2.63%
FORTIVE CORP	2.44%
INTERCONTINENTAL EXCHANGE INC	2.23%
NOVO NORDISK A/S	2.22%
Total of Portfolio	38.38%

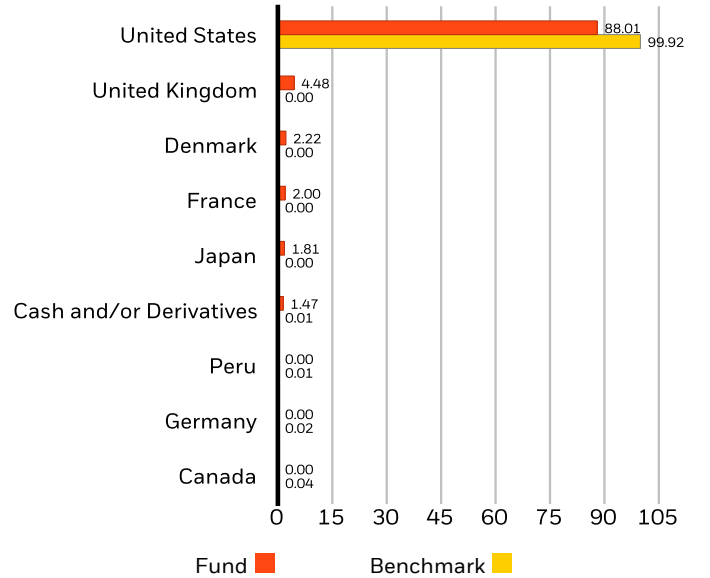
Holdings subject to change

SECTOR BREAKDOWN (%)



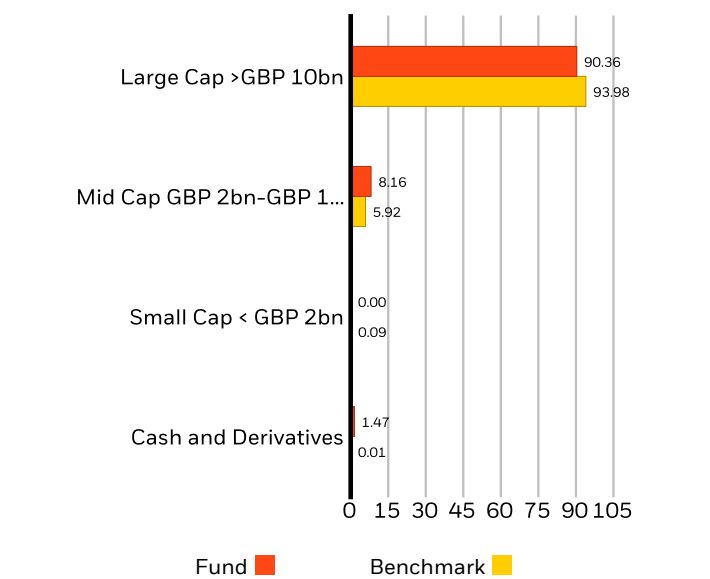
Allocations are subject to change. Source: BlackRock

GEOGRAPHIC BREAKDOWN (%)



Allocations are subject to change. Source: BlackRock

MARKET CAPITALISATION (%)



Allocations subject to change. Source: BlackRock

SUSTAINABILITY CHARACTERISTICS

Sustainability Characteristics can help investors integrate non-financial, sustainability considerations into their investment process. These metrics enable investors to evaluate funds based on their environmental, social, and governance (ESG) risks and opportunities. This analysis can provide insight into the effective management and long-term financial prospects of a fund.

The metrics below have been provided for transparency and informational purposes only. The existence of an ESG rating is not indicative of how or whether ESG factors will be integrated into a fund. The metrics are based on MSCI ESG Fund Ratings and, unless otherwise stated in fund documentation and included within a fund’s investment objective, do not change a fund’s investment objective or constrain the fund’s investable universe, and there is no indication that an ESG or Impact focused investment strategy or exclusionary screens will be adopted by a fund. For more information regarding a fund’s investment strategy, please see the fund’s prospectus.

MSCI ESG Fund Rating (AAA-CCC)	A	MSCI ESG % Coverage	98.27%
MSCI ESG Quality Score (0-10)	6.32	MSCI ESG Quality Score - Peer Percentile	11.48%
Fund Lipper Global Classification	Equity US	Funds in Peer Group	3,659
MSCI Weighted Average Carbon Intensity (Tons CO2E/\$M SALES)	36.42	MSCI Weighted Average Carbon Intensity % Coverage	98.27%

All data is from MSCI ESG Fund Ratings as of **21 Feb 2024**, based on holdings as of **30 Sep 2023**. As such, the fund’s sustainable characteristics may differ from MSCI ESG Fund Ratings from time to time.

To be included in MSCI ESG Fund Ratings, 65% (or 50% for bond funds and money market funds) of the fund’s gross weight must come from securities with ESG coverage by MSCI ESG Research (certain cash positions and other asset types deemed not relevant for ESG analysis by MSCI are removed prior to calculating a fund’s gross weight; the absolute values of short positions are included but treated as uncovered), the fund’s holdings date must be less than one year old, and the fund must have at least ten securities.

IMPORTANT INFORMATION:

Certain information contained herein (the “Information”) has been provided by MSCI ESG Research LLC, a RIA under the Investment Advisers Act of 1940, and may include data from its affiliates (including MSCI Inc. and its subsidiaries (“MSCI”)), or third party suppliers (each an “Information Provider”), and it may not be reproduced or disseminated in whole or in part without prior written permission. The Information has not been submitted to, nor received approval from, the US SEC or any other regulatory body. The Information may not be used to create any derivative works, or in connection with, nor does it constitute, an offer to buy or sell, or a promotion or recommendation of, any security, financial instrument or product or trading strategy, nor should it be taken as an indication or guarantee of any future performance, analysis, forecast or prediction. Some funds may be based on or linked to MSCI indexes, and MSCI may be compensated based on the fund’s assets under management or other measures. MSCI has established an information barrier between equity index research and certain Information. None of the Information in and of itself can be used to determine which securities to buy or sell or when to buy or sell them. The Information is provided “as is” and the user of the Information assumes the entire risk of any use it may make or permit to be made of the Information. Neither MSCI ESG Research nor any Information Party makes any representations or express or implied warranties (which are expressly disclaimed), nor shall they incur liability for any errors or omissions in the Information, or for any damages related thereto. The foregoing shall not exclude or limit any liability that may not by applicable law be excluded or limited.

BlackRock US Dynamic Fund

Class D GBP

UK Retail Funds

BlackRock®

GLOSSARY

MSCI ESG % Coverage: Percentage of the fund's holdings for which the MSCI ESG ratings data is available. The MSCI ESG Fund Rating, MSCI ESG Quality Score, and MSCI ESG Quality Score - Peer Percentile metrics are displayed for funds with at least 65% coverage.

Fund Lipper Global Classification: The fund peer group as defined by the Lipper Global Classification.

MSCI ESG Quality Score (0-10): The MSCI ESG Quality Score (0 - 10) for funds is calculated using the weighted average of the ESG scores of fund holdings. The Score also considers ESG Rating trend of holdings and the fund exposure to holdings in the laggard category. MSCI rates underlying holdings according to their exposure to industry specific ESG risks and their ability to manage those risks relative to peers.

MSCI Weighted Average Carbon Intensity (Tons CO2E/\$M SALES): Measures a fund's exposure to carbon intensive companies. This figure represents the estimated greenhouse gas emissions per \$1 million in sales across the fund's holdings. This allows for comparisons between funds of different sizes.

Price to Book Ratio: represents the ratio of the current closing price of the share to the latest quarter's book value per share.

Funds in Peer Group: The number of funds from the relevant Lipper Global Classification peer group that are also in ESG coverage.

MSCI ESG Fund Rating (AAA-CCC): The MSCI ESG Rating is calculated as a direct mapping of ESG Quality Scores to letter rating categories (e.g. AAA = 8.6-10). The ESG Ratings range from leader (AAA, AA), average (A, BBB, BB) to laggard (B, CCC).

MSCI ESG Quality Score - Peer Percentile: The fund's ESG Percentile compared to its Lipper peer group.

MSCI Weighted Average Carbon Intensity % Coverage: Percentage of the fund's holdings for which MSCI Carbon Intensity data is available. The MSCI Weighted Average Carbon Intensity metric is displayed for funds with any coverage. Funds with low coverage may not fully represent the fund's carbon characteristics given the lack of coverage.

Price to Earnings: A valuation ratio of a company's current share price compared to its per-share earnings in the current forecast year, calculated as current share price divided by current earnings per share.

IMPORTANT INFORMATION:

The Ongoing Charge may be discounted depending on the size of the fund.

¹Negative weightings may result from specific circumstances (including timing differences between trade and settlement dates of securities purchased by the funds) and/or the use of certain financial instruments, including derivatives, which may be used to gain or reduce market exposure and/or risk management. Allocations are subject to change

The Morningstar Medalist Rating™ is the summary expression of Morningstar's forward-looking analysis of investment strategies using a rating scale of Gold, Silver, Bronze, Neutral, and Negative. The ratings indicate which investments Morningstar believes are likely to outperform a relevant index or peer group average on a risk-adjusted basis over time. Analysts assign three pillar ratings (People, Parent and Process) based on their qualitative assessment, subject to the oversight of the Analyst Rating Committee, and monitor and reevaluate them at least every 14 months. For more detailed information about these ratings and methodology, please go to global.morningstar.com/managerdisclosures. The ratings are not statements of fact, nor credit or risk ratings. The rating (i) should not be used as the sole basis in evaluating an investment product, (ii) involves unknown risks which may cause expectations not to occur or to differ from what was expected, (iii) are not guaranteed to be based on complete or accurate assumptions, (iv) involve the risk that the return target will not be met due to unforeseen changes in management, technology, economic development, interest rate development, operating and/or material costs, competitive pressure, supervisory law, exchange and tax rates, and/or changes in political and social conditions, and (v) should not be considered an offer or solicitation to buy or sell the investment product.

In the UK and Non-European Economic Area (EEA) countries: this is issued by BlackRock Investment Management (UK) Limited, authorised and regulated by the Financial Conduct Authority. Registered office: 12 Throgmorton Avenue, London, EC2N 2DL. Tel: + 44 (0)20 7743 3000. Registered in England and Wales No. 02020394. For your protection telephone calls are usually recorded. Please refer to the Financial Conduct Authority website for a list of authorised activities conducted by BlackRock.

This document is marketing material. BlackRock have not considered the suitability of this investment against your individual needs and risk tolerance. To ensure you understand whether our product is suitable, please read the Key Investor Information Document. Any decision to invest must be based solely on the information contained in the Company's Prospectus, Key Investor Information Document and the latest half-yearly report and unaudited accounts and/or annual report and audited accounts. Subscriptions in the Fund are valid only if made on the basis of the current Prospectus, the most recent financial reports and the Key Investor Information Document, which are available in registered jurisdictions and available in local language where registered can be found at www.blackrock.com on the relevant product pages. Investors should understand all characteristics of the funds objective before investing. Prospectuses, Key Investor Information Documents and application forms may not be available to investors in certain jurisdictions where the Fund in question has not been authorised. BlackRock may terminate marketing at any time. For information on investor rights and how to raise complaints please go to [https:// www.blackrock.com/corporate/compliance/investor-right](https://www.blackrock.com/corporate/compliance/investor-right) available in in local language in registered jurisdictions.

Any research in this document has been procured and may have been acted on by BlackRock for its own purpose. The results of such research are being made available only incidentally. The views expressed do not constitute investment or any other advice and are subject to change. They do not necessarily reflect the views of any company in the BlackRock Group or any part thereof and no assurances are made as to their accuracy.

This document is for information purposes only and does not constitute an offer or invitation to anyone to invest in any BlackRock funds and has not been prepared in connection with any such offer.

© 2024 BlackRock, Inc. All Rights reserved. BLACKROCK, BLACKROCK SOLUTIONS and iSHARES are trademarks of BlackRock, Inc. or its subsidiaries in the United States and elsewhere. All other trademarks are those of their respective owners.

Contact Us

For EMEA: 0800 445 522 • www.blackrock.com • investor.services@blackrock.com