

Legal & General Future World Sustainable UK Equity Fund



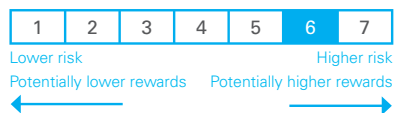
Unit Trust (UK UCITS compliant) I-Class GBP

Base currency: **GBP**Domicile: **UK**

FUND AIM

The objective of the Fund is to provide growth in excess of the FTSE All Share TR Net Index, (the "Benchmark Index"). The Fund aims to outperform the Benchmark Index over rolling three year periods after the deduction of all fees and expenses.

RISK AND REWARD PROFILE



The synthetic risk and reward indicator (SRRI) is based on the historic volatility of the fund's value and it may change in the future.

This fund is in category 6 because it invests in company shares which generally provide higher rewards and higher risks than other investments such as bonds, cash or commercial property.

For more information, please refer to the Key Risks section on page 3.

WHO IS THIS FUND FOR?

- This fund is designed for investors looking for growth from an investment in UK shares.
- Although investors can take their money out at any time, this fund may not be appropriate for those who plan to withdraw their money within five years.
- This fund is not designed for investors who cannot afford more than a minimal loss of their investment.
- If you do not understand this document we recommend you seek additional information to help you decide if this fund is right for you.

FUND FACTS

| | |
|------------------|-------------------|
| Fund size | Fund launch date |
| £308.5m | 2 Jan 1996 |
| Historical yield | |
| 1.9% | |

COSTS

| | |
|---------------------|--------------------------|
| Initial charge | Ongoing charge |
| 0.00% | 0.78% |
| Price basis | Dilution adjustment |
| Single swing | 0.78%- round trip |

BENCHMARKS

Benchmark

FTSE Cus All-Share Mid (12:00 UK) Net (UK UCIT) TR

Comparator benchmark

IA Sector: UK All Companies

PERFORMANCE (%)



| | 1 month | 3 months | 1 year | 3 years | 5 years |
|--------------|---------|----------|--------|---------|---------|
| ■ Fund | -0.98 | 3.31 | -1.45 | -14.96 | -2.90 |
| ■ Benchmark | 0.08 | 3.39 | 0.67 | 24.60 | 28.33 |
| ■ Comparator | -0.15 | 4.46 | 0.07 | 10.64 | 20.86 |

12 MONTH PERFORMANCE TO MOST RECENT QUARTER (%)

| 12 months to 31 December | 2023 | 2022 | 2021 | 2020 | 2019 |
|--------------------------|------|--------|-------|-------|-------|
| Fund | 7.89 | -26.09 | 12.51 | -3.11 | 24.73 |
| Benchmark | 7.69 | 0.74 | 17.78 | -9.52 | 19.29 |
| Comparator | 7.22 | -9.28 | 17.13 | -6.29 | 22.42 |

Performance for the I Inc unit class in GBP, launched on 31 October 2012. Source: Lipper. Performance assumes all fund charges have been taken and that all income generated by the investments, after deduction of tax, remains in the fund.

Past performance is not a guide to the future.

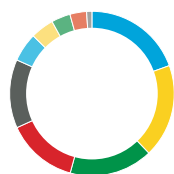
FUND SNAPSHOT

- **What does it invest in?** Invests at least 90% in shares of UK companies. The proportion of the fund invested in a company can vary between -10% and +5% of the weighting of that company in the Index.
- **How does it invest?** Actively managed, with holdings in between 30 and 60 companies on average over a typical market cycle of 3-5 years, which means the fund may be concentrated at times.



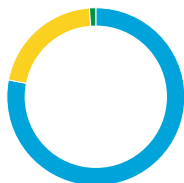
PORTFOLIO BREAKDOWN

All data source LGIM unless otherwise stated. Totals may not sum due to rounding.



SECTOR (%)

| | |
|------------------------|------|
| Industrials | 19.5 |
| Financials | 18.4 |
| Consumer Staples | 16.4 |
| Consumer Discretionary | 14.0 |
| Health Care | 13.5 |
| Real Estate | 5.7 |
| Energy | 4.6 |
| Basic Materials | 3.7 |
| Technology | 3.3 |
| Other | 1.0 |



MARKET CAPITALISATION (%)

| | |
|----------------------|------|
| Large | 78.0 |
| Mid | 20.8 |
| Cash and Equivalents | 1.2 |








■ Top 10 holdings 42.9%
■ Rest of portfolio 57.1%
No. of holdings 41

TOP 10 HOLDINGS (%)

| | |
|-------------------|-----|
| Astrazeneca | 8.7 |
| Relx | 5.0 |
| BP | 4.6 |
| Experian | 4.1 |
| London Stock Exch | 3.8 |
| 3i Group | 3.6 |
| Intermed Cap Grp | 3.6 |
| Unilever | 3.5 |
| Compass Group | 3.1 |
| Tesco | 3.0 |

COUNTRY (%)

| | |
|--|------|
|  United Kingdom | 89.2 |
|  United States | 4.1 |
|  Italy | 2.8 |
|  Hong Kong | 2.7 |
|  Ireland | 1.2 |



**Robert
White**



**Camilla
Ayling**

FUND MANAGERS

Robert joined LGIM in 2018 as a Fund Manager for the UK Special Situations Trust. Prior to this Robert worked at Mirabaud Asset Management where he was an Assistant Fund Manager (2013 to 2018) on the UK Equities Core product. Before that he worked at PWC in their Transaction Services division. In total he has over 10 years experience working within financial services. He read Philosophy, Politics and Economics at Pembroke College, Oxford and is a member of the Institute of Chartered Accountants in England and Wales.

Camilla Ayling, Portfolio Manager, Active Strategies, joined LGIM in 2019 from Rathbones, having previously worked at Barclays. She has a BSc (Hons) degree in Economics, is a CFA charterholder and holds the PRI's Foundations in Responsible Investments qualification and the CFA Certificate in ESG Investing.

KEY RISKS

- The value of an investment and any income taken from it is not guaranteed and can go down as well as up; you may not get back the amount you originally invested.
- The return from this fund is dependent on relatively few individual investments. This means that a fall in the value of an individual investment can have a major impact on the overall performance of the fund.
- The fund could lose money if any institution providing services such as acting as counterparty to derivatives or other instruments, becomes unwilling or unable to meet its obligations to the fund.
- Derivatives are highly sensitive to changes in the value of the asset on which they are based and can increase the size of losses and gains.
- The fund may have underlying investments that are valued in currencies that are different from sterling (British pounds). Exchange rate fluctuations will impact the value of your investment. Currency hedging techniques may be applied to reduce this impact but may not entirely eliminate it.

For more information, please refer to the key investor information document on our website [↗](#)

LATEST DISTRIBUTION INFORMATION

For distributing unit classes, the latest payments are shown below. Please note that these payments are not guaranteed, are at the discretion of the manager and may be paid out of capital.

| Type | Ex-div date | Pay date | Pence per unit |
|---------|-------------|-----------|----------------|
| Final | 02 Oct 23 | 30 Nov 23 | 3.44p |
| Interim | 03 Apr 23 | 31 May 23 | 1.62p |
| Final | 03 Oct 22 | 30 Nov 22 | 2.23p |
| Interim | 01 Apr 22 | 31 May 22 | 0.55p |



SPOTLIGHT ON LEGAL & GENERAL INVESTMENT MANAGEMENT

We are one of Europe's largest asset managers and a major global investor, with assets under management of £1,159.2 billion (as at 31 December 2023). We work with a wide range of global clients, including pension schemes, sovereign wealth funds, fund distributors and retail investors.

Source: LGIM internal data as at 31 December 2023. The AUM disclosed aggregates the assets managed by LGIM in the UK, LGIMA in the US and LGIM Asia in Hong Kong (2018-2019 only). The AUM includes the value of securities and derivatives positions.

DEALING INFORMATION

| | |
|---------------------|-----------------------|
| Valuation frequency | Daily, 12pm (UK time) |
| Dealing frequency | Daily |
| Settlement period | T+4 |

CODES

| | | |
|-----------|-------|--------------|
| ISIN | I Acc | GB00B8F72V68 |
| | I Inc | GB00B887M570 |
| SEDOL | I Acc | B8F72V6 |
| | I Inc | B887M57 |
| Bloomberg | I Acc | LGUSEIA LN |
| | I Inc | LGUSEII LN |

TO FIND OUT MORE

 Visit www.legalandgeneral.com

 Call **0370 050 0955**

 Email investments@landg.com

Lines are open Monday to Friday 8.30am to 6.00pm.
We may record and monitor calls. Call charges will vary.

Important information

Copyright © 2024 Legal & General. This document is subject to copyright. Any unauthorised use is strictly prohibited. All rights are reserved.

Issued by Legal & General (Unit Trust Managers) Limited as management company for this fund. Registered in England and Wales No. 01009418. Registered Office: One Coleman Street, London, EC2R 5AA. Authorised and Regulated by the Financial Conduct Authority No. 119273. We are members of the Investment Association. All features described in this fact sheet are those current at the time of publication and may be changed in the future. Nothing in this fact sheet should be construed as advice and it is therefore not a recommendation to buy or sell investments. If in doubt about the suitability of this product, you should seek professional advice. No investment decisions should be made without first reviewing the key investor information document of the Fund ("KIID") which can be obtained from www.legalandgeneral.com. This fact sheet is only directed at investors resident in jurisdictions where this fund is registered for sale. It is not an offer or invitation to persons outside of those jurisdictions. We reserve the right to reject any applications from outside of such jurisdictions.

Source: London Stock Exchange Group plc and its group undertakings (collectively, the "LSE Group"). © LSE Group 2024. FTSE Russell is a trading name of certain of the LSE Group companies. "FTSE®" is a trade mark of the relevant LSE Group companies and is used by any other LSE Group company under license. All rights in the FTSE Russell indexes or data vest in the relevant LSE Group company which owns the index or the data. Neither LSE Group nor its licensors accept any liability for any errors or omissions in the indexes or data and no party may rely on any indexes or data contained in this communication. No further distribution of data from the LSE Group is permitted without the relevant LSE Group company's express written consent. The LSE Group does not promote, sponsor or endorse the content of this communication.