

## LORD ABBETT GLOBAL FUNDS

## Multi-Sector Income Fund



LORD ABBETT®

## INVESTMENT OBJECTIVE

The Fund seeks to deliver high current income and long-term growth of capital by investing primarily in a variety of fixed income securities and select equity-related securities.

## FUND DETAILS

Strategy Total Net Assets: USD 22.1 Billion

Base Currency: USD

Inception Date: 05/01/2015

Dividend Frequency: Monthly

Total Net Assets: USD 902.0 Million

Morningstar Category: USD Flexible Bond

Minimum Initial Investment:

Class A: USD 2,500

Class N: USD 2,500

Class Z: No Minimum

Strategy Total Net Assets include all vehicles/accounts managed by Lord Abbett under this strategy.

## PORTFOLIO CHARACTERISTICS\*

Average Coupon: 5.7%

Average Effective Duration: 3.6 Years

Average Maturity: 7.2 Years

Number of Issues: 724

Number of Issuers: 538

% of Top 10 Issues: 6.6%

% of Top 10 Issuers: 16.4%

Average Yield to Maturity: 7.0%

Average Yield to Worst: 7.0%

\*The Fund's portfolio is actively managed (and not with reference to any benchmark) and is subject to change.

## INVESTMENT TEAM LEADERS

**Steven F. Rocco, CFA, Partner & Co-Head**

23 Years Industry Experience

**Robert A. Lee, Partner & Co-Head**

33 Years Industry Experience

**Andrew H. O'Brien, CFA, Partner & Portfolio Manager**

26 Years Industry Experience

**Kewjin Yuoh, Partner & Portfolio Manager**

30 Years Industry Experience

**Robert S. Clark, CFA, Portfolio Manager**

27 Years Industry Experience

**Christopher Gizzo, CFA, Partner & Portfolio Manager**

16 Years Industry Experience

**Karen J. Gunnerson, Portfolio Manager**

14 Years Industry Experience

## SUPPORTED BY

78 Investment Professionals

18 Years Average Industry Experience

## PERFORMANCE (%) AS OF 29/02/2024

Past performance does not predict future returns.

	2023	2022	2021	2020	2019	2018	2017	2016
<b>Multi Sector Income Fund Class A (acc) USD</b>	7.07	-12.94	1.47	8.87	13.34	-3.99	8.78	12.30
<b>Multi Sector Income Fund Class Z (acc) USD</b>	7.60	-12.55	1.98	9.36	13.90	-3.62	9.15	12.85
<b>Bloomberg U.S. Aggregate Bond Index**</b>	5.53	-13.01	-1.54	7.51	8.72	0.01	3.54	2.65

\*\*Effective 01/05/2019 the Custom Multi-Sector Blended Index is 100% the Bloomberg U.S. Aggregate Bond Index. It consisted of the following: 60% ICE BofA U.S. High Yield Constrained/20% ICE BofA All Convertible/20% Bloomberg U.S. Aggregate Bond Index through 31/1/2015, 50% ICE BofA U.S. High Yield Index/30% Bloomberg U.S. Aggregate Bond Index/10% S&P 500 TR/10% JPM CEMBI Broad Diversified from 1/2/2015 to 30/04/2019. Lord Abbett believes the Bloomberg U.S. Aggregate Bond Index is a more appropriate representation of the overall strategy. The blended index is calculated on a monthly basis and returns have been obtained from published sources. **Performance data quoted reflect past performance and are no guarantee of future results.** Current performance may be higher or lower than the performance quoted.

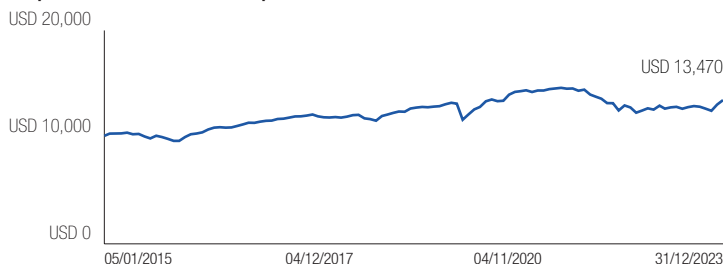
	1 MO	3 MOS	YTD	1 YR	3 YRS	5 YRS	Since Inception
<b>Class A (acc) USD</b>	-0.22	3.14	-0.07	6.24	-2.20	2.14	3.30
<b>Class A (dis) USD</b>	-0.19	3.11	-0.11	6.26	-2.22	2.13	3.31
<b>Class Z (acc) USD</b>	-0.21	3.24	0.00	6.70	-1.72	2.62	3.76
<b>Class Z (dis) USD</b>	-0.25	3.24	-0.03	6.67	-1.73	2.62	3.75
<b>Class AM (dis) USD</b>	-0.18	3.12	-0.11	6.30	-	-	-2.97
<b>Bloomberg U.S. Aggregate Bond Index*</b>	-1.41	2.08	-1.68	3.33	-3.16	0.56	1.09

\*Source: Bloomberg Index Services Limited.

**Performance data quoted reflect past performance and are no guarantee of future results.** Current performance may be higher or lower than the performance quoted. The net asset value performance above shows the Fund's average annual total returns excluding sales charges. If sales charges had been included, performance would have been lower. The maximum sales charge for Class A and Class AM shares is up to 5.00%. Sales charges are not applicable to Class Z shares. Returns for other share classes will differ from those shown above. The investment return and principal value of an investment in the Fund will fluctuate so that shares, on any given day or when redeemed, may be worth more or less than their original cost. Returns for periods of less than one year are not annualized.

## GROWTH OF USD 10,000

Past performance does not predict future returns.

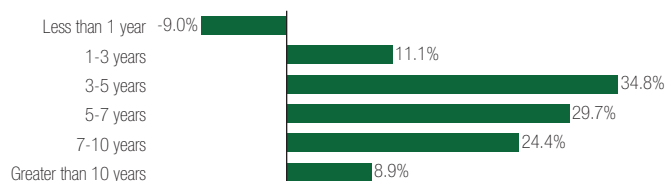


Based on a hypothetical Class A (acc) USD investment of USD 10,000 on 05/01/2015 without sales charge and includes the reinvestment of all distributions, if any. Data as of 31/12/2023.

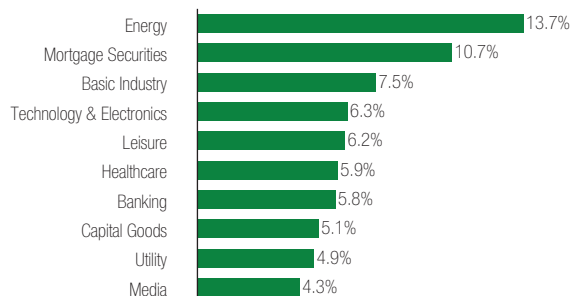
**Key Risks:** The Fund is subject to risks associated with investing in debt securities, including credit risk, interest rate risk, high yield risk, mortgage and asset backed securities risk and derivatives risk. For share classes denominated in a currency other than U.S. dollars, changes in currency exchange rates may reduce or increase fund returns. Please refer to the end of this document as well as the Fund's KIID and prospectus for more detailed risk information.

NOT FDIC INSURED - NO BANK GUARANTEE  
- MAY LOSE VALUE

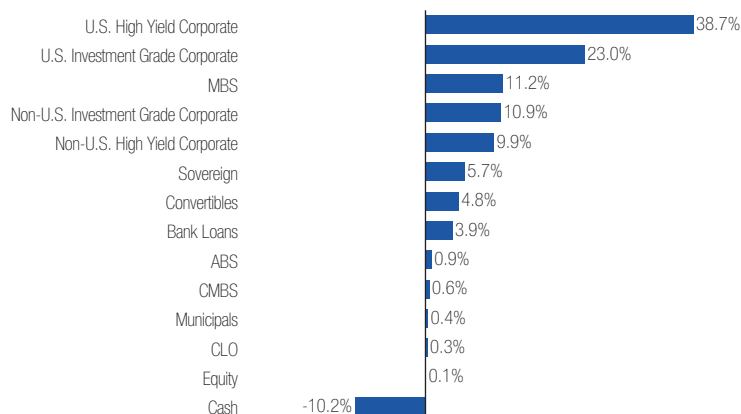
## MATURITY BREAKDOWN



## LARGEST CORPORATE INDUSTRIES



## PORTFOLIO BREAKDOWN



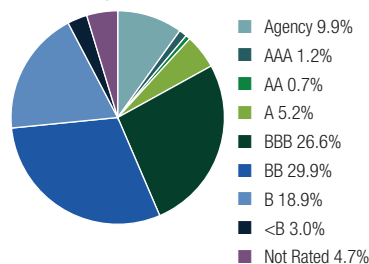
Allocations are reported as of the date a security transaction is initiated however, certain transactions may not settle until several days later. Accordingly, cash may appear as a negative allocation as a result of forward-settling instruments such as currency forwards, certain mortgage-backed securities, and U.S. treasury futures. "Other" may include municipal bonds and non-index holdings.

## SHARE CLASS INFORMATION

Fund Class	Bloomberg Ticker	CUSIP	ISIN	Inception	Last Dividend Paid	Dividend Yield %	Total Expense Ratio %
Class A (acc) USD	LAMTSIU	G5642L265	IE00BS7K0Z35	05/01/2015	-	-	1.50
Class A (dis) USD	LAMTIAU	G5642L273	IE00BS7K1057	05/01/2015	\$0.03	3.79	1.50
Class N (acc) USD	LAMUGAH	G5642L356	IE00BS7K1834	05/01/2015	-	-	2.01
Class N (dis) USD	LAMTNJA	G5642L364	IE00BS7K1941	05/01/2015	\$0.03	3.26	2.01
Class Z (acc) USD	LAMTNUJ	G5642L372	IE00BS7K1B65	05/01/2015	-	-	1.01
Class Z (dis) USD	LAMTZUA	G5642L380	IE00BS7K1C72	05/01/2015	\$0.03	4.27	1.01
Class AM (dis) USD	LOAMIAU	G5648G211	IE0003V1PKM1	29/07/2021	\$0.05	6.83	1.50

Additional share classes are available upon request. Please see the Fund's prospectus for additional information. The fund's monthly dividend yield percentage is calculated for each share class by annualizing the most recent dividend per share amount and dividing the result by the share class' net asset value. Dividends and the dividend yield are subject to the management fee waiver. **Past performance is not a reliable indicator or guarantee of future results.**

## CREDIT QUALITY DISTRIBUTION



Ratings (other than U.S. Treasury securities or securities issued or backed by U.S. agencies) provided by Standard & Poor's, Moody's, and Fitch. For certain securities that are not rated by any of these three agencies, credit ratings from other agencies may be used. Where the rating agencies rate a security differently, Lord Abbett uses the higher credit rating.

## TEN LARGEST HOLDINGS (AS OF 31/01/2024)

30-YR GNMA II-TBA PROD MAR	Mortgage Securities	1.2%
30-YR GNMA II-TBA PROD MAR	Mortgage Securities	1.2%
30-YR GNMA II-TBA PROD FEB	Mortgage Securities	1.2%
30-YR GNMA II-TBA PROD MAR	Mortgage Securities	1.1%
HubSpot Inc	Technology	0.8%
30-YR UMBS-TBA PROD MAR	Mortgage Securities	0.8%
30-YR GNMA II-TBA PROD MAR	Mortgage Securities	0.8%
30-YR GNMA II-TBA PROD FEB	Mortgage Securities	0.7%
30-YR UMBS-TBA PROD FEB	Mortgage Securities	0.7%
American Airlines Inc/AAdvantage Loyalty IP Ltd	Consumer, Cyclical	0.7%

Holdings are for informational purposes only and are not a recommendation to buy, sell, or hold any security.

## GLOSSARY OF TERMS

**Effective Duration** is the change in the value of a fixed-income security that will result from a 1% change in market interest rates, taking into account anticipated cash flow fluctuations from mortgage prepayments, puts, adjustable coupons, and potential call dates. Duration is expressed as a number of years, and generally, the longer a duration, the greater the interest-rate risk or reward for a portfolio's underlying bond prices. Where applicable, securities, such as common or preferred stock, convertible bonds and convertible preferred stock, ETFs, ADRs, and CPI swaps and related futures are excluded from these calculations.

**Average Coupon** is the weighted average coupon for all the securities in a portfolio. A bond's coupon is the annual rate of interest on a bond's face value that the issuer agrees to pay the holder.

**Average Maturity** is the length of time until the average security in a portfolio will mature or be redeemed by its issuer in proportion to its dollar value. Indicating a portfolio's sensitivity to general market interest rate changes, a longer average maturity implies greater relative portfolio volatility.

**Average Yield to Worst** is the lowest yield that can be received on a bond without defaulting.

**Average Yield to Maturity** is the rate of return anticipated on a bond if held until it matures. Yield to maturity assumes all the coupon payments are reinvested at an interest rate that equals the yield-to-maturity. The yield to maturity is the long-term yield expressed as an annual rate.

Investors should carefully consider the investment objectives, risks, charges, and expenses of the Fund. This and other important information is contained in the Fund's prospectus, fund supplements, KIIDs, and Summary of Shareholder Rights. Read these documents carefully before you invest. To obtain a prospectus, fund supplement, and KIID for any Lord Abbett fund, contact your investment professional, Lord Abbett Distributor LLC at (888) 522-2388, or visit us at [www.lordabbett.com](http://www.lordabbett.com). Where required under national rules, the key investor information document (KIID), Summary of Shareholder Rights, fund supplement and prospectus will also be available in the local language of the relevant EEA Member State. Subscribing for shares in the Fund shall not provide an investor a direct interest in any assets of the Fund.

**Morningstar Rating Information (If Applicable):** For each fund with at least a three-year history, Morningstar calculates a Morningstar Rating based on a Morningstar Risk-Adjusted Return measure that accounts for variation in a fund's monthly performance, placing more emphasis on downward variations and rewarding consistent performance. The top 10% of funds in each category receive 5 stars, the next 22.5% receive 4 stars, the next 35% receive 3 stars, the next 22.5% receive 2 stars and the bottom 10% receive 1 star. The Overall Morningstar Rating for a managed product is derived from a weighted average of the performance figures associated with its three, five, and ten year (if applicable). Overall Morningstar Rating is a copyright of Morningstar, Inc., 2024. All Rights Reserved. The information contained herein: (1) is proprietary to Morningstar; (2) may not be copied or distributed; and (3) is not warranted to be accurate, complete or timely. Neither Morningstar nor its content providers are responsible for any damages or losses arising from any use of this information. Past performance is no guarantee of future results.

**Important Information for Investors:** The Lord Abbett Multi-Sector Income Fund is a sub-fund of Lord Abbett Global Funds I plc, an open-ended investment company with variable capital constituted as an umbrella fund with segregated liability between its sub-funds under the laws of Ireland (registered number 534227), and is authorized and regulated by the Central Bank of Ireland as an Undertaking for Collective Investments in Transferable Securities ("UCITS"). Authorization of the Lord Abbett Global Funds I plc by the Central Bank of Ireland is not an endorsement or guarantee nor is the Central Bank of Ireland responsible for the contents of any marketing material or the Fund's prospectus. Authorization by the Central Bank of Ireland shall not constitute a warranty as to the performance of the Lord Abbett Global Funds I plc and the Central Bank of Ireland shall not be liable for the performance of the Lord Abbett Global Funds I plc.

Shares of the Funds are only available for certain non-U.S. persons in select transactions outside the United States, or, in limited circumstances, otherwise in transactions which are exempt in reliance on Regulation S from the registration requirements of the United States Securities Act of 1933, as amended and such other laws as may be applicable. This document does not constitute an offer to subscribe for shares in the Fund. This document should not be provided to retail investors in the United States. In the United States, this document is directed at professional/sophisticated investors and is for their use and information. The offering or sale of Fund shares may be restricted in certain jurisdictions. For information regarding jurisdictions in which the Funds are registered or passported, please contact your Lord Abbett sales representative. Fund shares may be sold on a private placement basis depending on the jurisdiction. This document should not be used or distributed in any jurisdiction, other than those in which the Funds are authorized, where authorization for distribution is required. Lord Abbett Distributor LLC ("LAD") is authorized by the Fund to facilitate the distribution of shares in certain jurisdictions through dealers, referral agents, sub-distributors and other financial intermediaries. Any entity forwarding this material, which is produced by LAD in the United States, to other parties takes full responsibility for ensuring compliance with applicable securities laws in connection with its distribution.

**Note to European Investors:** This communication is issued in the United Kingdom and distributed throughout the European Union by Lord Abbett (Ireland) Limited, UK Branch and throughout the United Kingdom by Lord Abbett (UK) Ltd. Both Lord Abbett (Ireland) Limited, UK Branch and Lord Abbett (UK) Ltd are authorized and regulated by the Financial Conduct Authority.

**Note to Singapore Investors:** Lord Abbett Global Funds I plc (the "Company") and the offer of shares of each Sub-Fund of the Company do not relate to a collective investment scheme which is authorized under Section 286 of the Securities and Futures Act, Ch. 289 of Singapore ("SFA") or recognized under Section 287 of the SFA, and shares in each Sub-Fund of the Company are not allowed to be offered to the retail public. Pursuant to Section 305 of the SFA, read in conjunction with Regulation 32 of and the Sixth Schedule to the Securities and Futures (Offers of Investments) (Collective Investment Schemes) Regulations 2005 (the "Regulations"), the Lord Abbett Global Multi-Sector Bond Fund, the Lord Abbett High Yield Fund, the Lord Abbett Short Duration Income Fund, the Lord Abbett Climate Focused Bond Fund, the Lord Abbett Ultra Short Bond Fund, the Lord Abbett Emerging Markets Corporate Debt Fund and the Lord Abbett Multi-Sector Income Fund have been entered into the list of restricted schemes maintained by the Monetary Authority of Singapore for the purposes of the offer of shares in such Sub-Funds made or intended to be made to relevant persons (as defined in section 305(5) of the SFA), or, the offer of shares in such Sub-Funds made or intended to be made in accordance with the conditions of section 305(2) of the SFA. These materials do not constitute an offer or solicitation by anyone in Singapore or any jurisdiction in which such an offer or solicitation is not authorized or to any person to whom it is unlawful to make such an offer or solicitation.

**Note to Australia Investors:** Lord Abbett Global Funds I plc has not been authorized for offer and sale to the retail public by Australian Securities Investment Commission ("ASIC") and is only offered to "wholesale" investors (i.e., institutional investors) in Australia.

**Note to Middle East Investors:** Lord Abbett (Middle East) Limited is authorised and regulated by the Dubai Financial Services Authority ("DFSA"). The entire content of this document is subject to copyright with all rights reserved. This research and the information contained herein may not be reproduced, distributed or transmitted in any jurisdiction or to any other person or incorporated in any way into another document or other material without our prior written consent. This document is directed at Professional Clients and not Retail Clients. Any other persons in receipt of this document must not rely upon or otherwise act upon it. This document is provided for informational purposes only. Nothing in this document should be construed as a solicitation or offer, or recommendation, to acquire or dispose of any investment or to engage in any other transaction. Nothing contained in this document constitutes an investment, an offer to invest, legal, tax or other advice or guidance and should be disregarded when considering or making investment decisions.

**Important Information for Investors in Switzerland:** In Switzerland, the Representative is ACOLIN Fund Services AG, Leutschenbachstrasse 50, CH-8050 Zurich, whilst the Paying Agent is Bank Vontobel Ltd., Gotthardstrasse 43, CH-8022 Zurich. The prospectus, the key information documents or the key investor information documents, Memorandum of Association, and the semi-annual and annual reports for the Fund may be obtained free of charge at the office of the Swiss Representative. Past performance is no indication of current or future performance. The performance data do not take account of the commissions and costs incurred on the issue and redemption of units. This is an advertising document.

Investors should carefully consider the investment objectives, risks, charges, and expenses of the Fund. This and other important information is contained in the Fund's prospectus, fund supplements, KIIDs, Memorandum of Association, and the semi-annual and annual reports. Read these documents carefully before you invest.

Effective 01/05/2019 the Custom Multi-Sector Blended Index is 100% the Bloomberg U.S. Aggregate Bond Index. It consisted of the following: 60% ICE BofA U.S. High Yield Constrained/20% ICE BofA All Convertible/20% Bloomberg U.S. Aggregate Bond Index through 31/1/2015, 50% ICE BofA U.S. High Yield Index/30% Bloomberg U.S. Aggregate Bond Index/10% S&P 500 TR/10% JPM CEMBI Broad Diversified from 1/2/2015 to 30/04/2019. Lord Abbett believes the Bloomberg U.S. Aggregate Bond Index is a more appropriate representation of the overall strategy. The blended index is calculated on a monthly basis and returns have been obtained from published sources.

**Bloomberg Index Information:** Source: Bloomberg Index Services Limited. BLOOMBERG® is a trademark and service mark of Bloomberg Finance L.P. and its affiliates (collectively "Bloomberg"). Bloomberg owns all proprietary rights in the Bloomberg Indices. Bloomberg does not approve or endorse this material, or guarantee the accuracy or completeness of any information herein, or make any warranty, express or implied, as to the results to be obtained therefrom and, to the maximum extent allowed by law, shall not have any liability or responsibility for injury or damages arising in connection therewith.

This material is for informational purposes only and is not intended to be investment advice. Lord Abbett believes that the information contained herein is based on underlying sources and data that is reliable but makes no guarantee as to its adequacy, accuracy, timeliness or completeness. Opinions contained herein reflect the judgment of Lord Abbett and are subject to change at any time. Lord Abbett does not undertake any obligation or responsibility to update such opinions.

Past performance does not predict future returns.

**For European (ex-Switzerland) Investors:**

Lord Abbett (UK) Ltd  
70 St Mary Axe | London, EC3A 8BE  
United Kingdom

**For Swiss Investors:**

ACOLIN Fund Services AG  
Leutschenbachstrasse 50, CH-8050  
Zurich, Switzerland

**For Middle East Investors:**

Lord Abbett (Middle East) Limited  
2905, ICD Brookfield Place | PO Box  
507034, Dubai UAE

**For Investors located Outside Europe and the Middle East:**

Lord Abbett Distributor LLC  
90 Hudson Street | Jersey City | NJ  
07302-3973  
United States