

AS AT 30 SEPTEMBER 2021

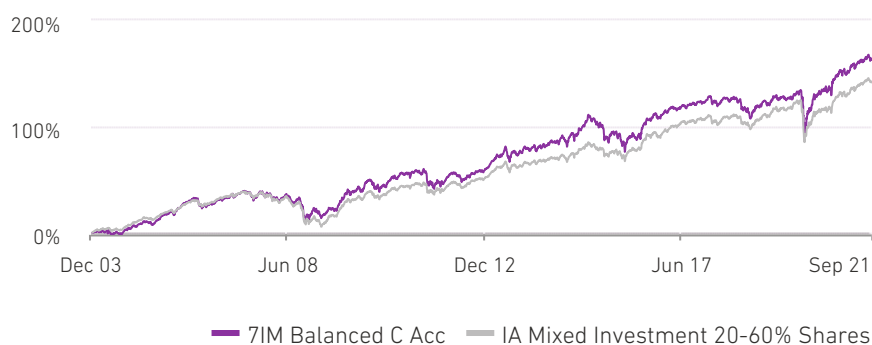
Investment objective

The fund aims to provide a balance of income and capital growth.

Investment strategy

The starting point for the Manager's investment process is identifying the best mix of asset classes to create a strategic asset allocation (SAA) customised for each 7IM risk profile. The SAA is then adapted to financial markets to enhance return and reduce volatility on a tactical basis using 7IM's tactical asset allocation process (TAA) making temporary and measured departures from the SAA. The fund's portfolio of assets is constructed by holding a blend of funds and direct investments. The funds are selected using our own expertise and can either be passively invested, where their objective is to closely track a pre-determined index, or actively managed whereby the Manager will use its own expertise in selecting particular assets.

Fund performance



Key information

Fund manager	7IM – Investment Team
Launch date	12 December 2003
Fund size	£762.20m
Performance comparator benchmark	IA Mixed Investment 20-60% Shares
Initial charge	0.00%
Yield	1.10%
Ex-dividend dates	01 June, 01 December
Distribution dates	31 July, 31 January†
Authorised corporate director	Seven Investment Management LLP
Base currency	Sterling
Domicile	United Kingdom
Regulatory structure	UK UCITS
Dealing settlement	12:00 GMT
Dealing frequency	Daily
OCF (includes AMC)†	1.36% (incl. 0.90% AMC)
MiFID II classification	Non-complex
Lump sum investment	From £1000
C Accumulation	
ISIN	GB0033959742
SEDOL	3395974
C Income	
ISIN	GB0033959296
SEDOL	3395929

Rolling performance to 30/09/2021	Last 6m (%)	1y (%)	3ys (%)	5ys (%)	Since Launch (%)
7IM Balanced C Acc	4.21	12.42	16.56	26.27	162.77
Performance comparator benchmark	4.41	12.21	15.32	25.60	141.45
Discrete performance	Q3 2020 - Q3 2021 (%)	Q3 2019 - Q3 2020 (%)	Q3 2018 - Q3 2019 (%)	Q3 2017 - Q3 2018 (%)	Q3 2016 - Q3 2017 (%)
7IM Balanced C Acc	12.42	2.31	1.35	2.23	5.97
Performance comparator benchmark	12.21	-1.19	4.01	2.60	6.15

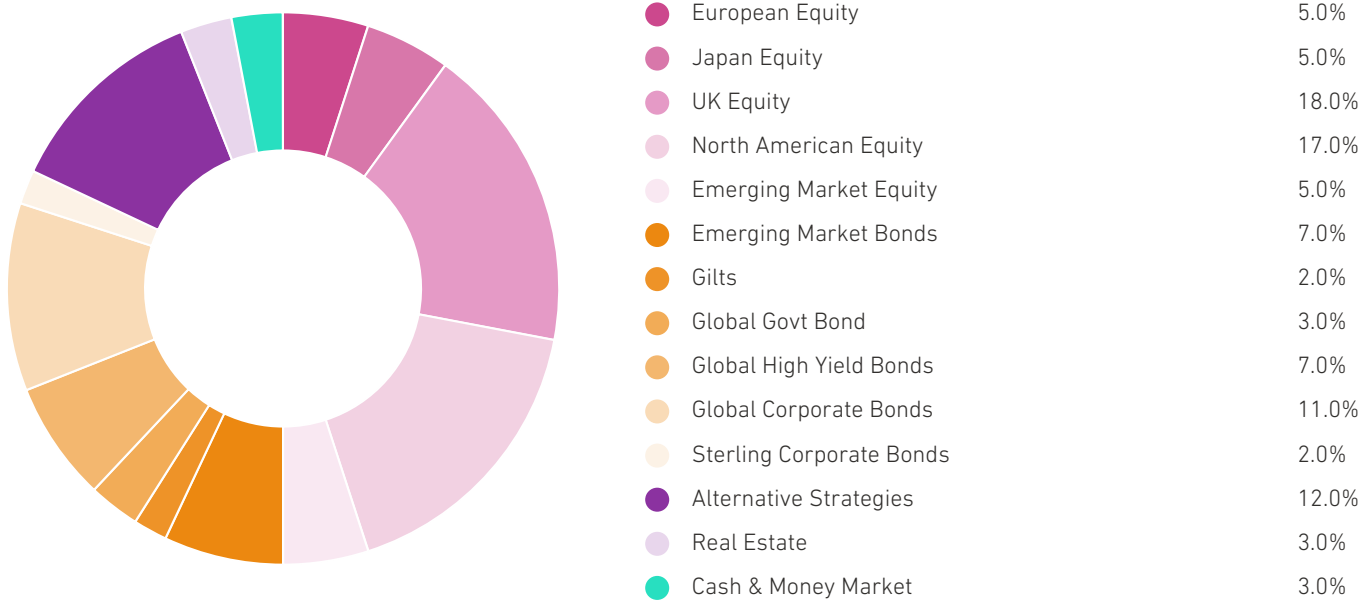
Past performance is not a reliable indicator of future results. 7IM funds are multi-asset and therefore the comparison with the IA Mixed Investment 20-60% Shares is offered as a guide only.

Source: FE fundinfo

AS AT 30 SEPTEMBER 2021

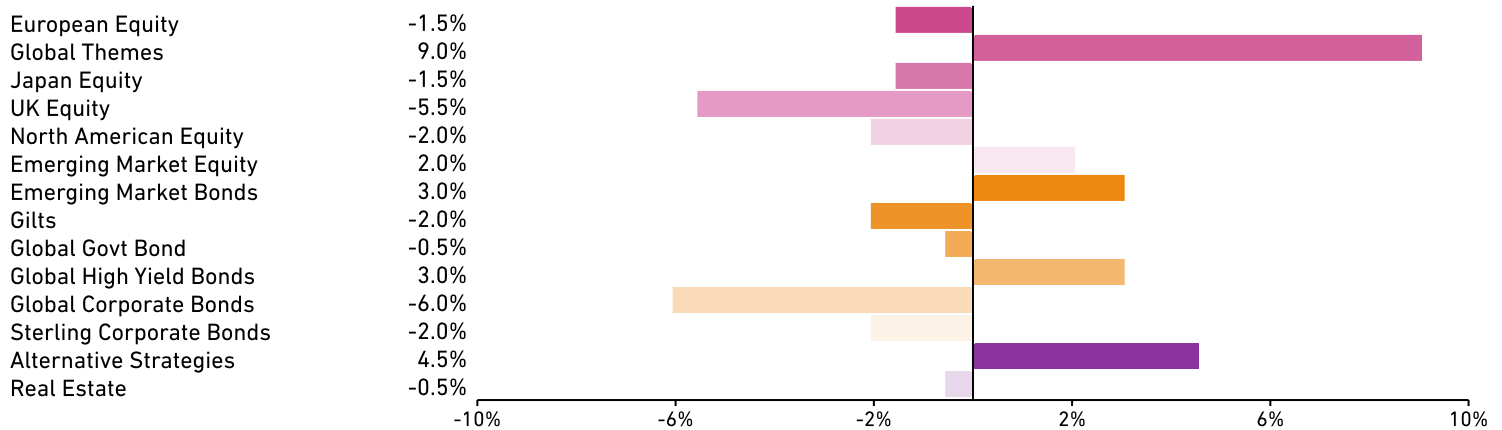
Strategic asset allocation

The chart below shows the long-term Strategic Asset Allocation (SAA) of the fund. The SAA forms the backbone of the fund and is reviewed annually. Percentages are subject to rounding.



Tactical asset allocation

The chart below shows the shorter-term asset allocations of the fund in relation to the SAA. Percentages are subject to rounding.



Fund ratings*



Defaqto Rating



AS AT 30 SEPTEMBER 2021

Top ten holdings

Holding weight (%)

Bluebay Financial Capital Bond Fund	10.7
Invesco UK Alpha Fund	6.9
Barings EM Debt Blended Fund	5.9
MAN GLG Income Fund	5.2
Angel Oaks Multi-Strategy Income Fund	5.1
AB International Healthcare Fund	4.9
RWC Emerging Markets Fund	4.9
Berkshire Hathaway	4.4
UBS Asian High Yield Fund	4.1
Ninety One Global Environment Fund	3.1
Total	55.2

Source: 7IM

Fund availability

The 7IM funds are available via the majority of the major wraps, platforms and life and pension wrappers. If you would like further information please call us on 020 7760 8777.

Important information

The specific details of the funds including investment policy, charges and the particular risks associated with the funds are explained in the Prospectus and Key Investor Information Documentation (KIIDs) – a link to these is available via the 7IM website (www.7im.co.uk).

‡ Please allow up to 10 working days after the Distribution Date for dividends to be processed and applied to individual client accounts.

† Ongoing Charges Figure includes 7IM Annual Management Charge. Source: KIIDs 10/08/2021.

*7IM's funds are mapped against a selection of third party risk profiling tools to assist advisers as part of suitability assessments for clients. Such tools are however only one aspect of an adviser's suitability process and other such as the clients' investment term / horizon and knowledge and experience should also be considered. The methodology of third party risk profiling tools is not endorsed by 7IM and individual fund risk profiling scores may not correspond precisely to the risk indicators in the 7IM fund literature.