

Legal & General Future World Sustainable Global Equity Focus Fund

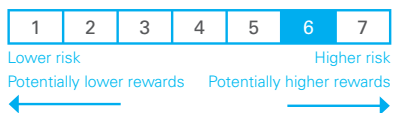
Unit Trust (UCITS compliant) I-Class GBP

Base currency: **GBP**Domicile: **UK**

FUND AIM

The objective of the Fund is to achieve a total return in excess of the MSCI World Net Total Return Index (the "Benchmark Index"), after the deduction of charges and measured over rolling 3-5 year periods.

RISK AND REWARD PROFILE



The synthetic risk and reward indicator (SRRI) is based on the historic volatility of the fund's value and it may change in the future.

This fund is in category 6 because it invests in company shares which generally provide higher rewards and higher risks than other investments such as bonds, cash or commercial property.

For more information, please refer to the Key Risks section on page 3.

WHO IS THIS FUND FOR?

- This Fund may be suitable for investors looking for growth from sustainable investment approach in global equities.
- Although investors can take their money out at any time, this Fund may not be appropriate for those who plan to withdraw their money within five years.
- This Fund is not designed for investors who cannot afford more than a minimal loss of their investment.
- If you do not understand this document we recommend you seek additional information to help you decide if this Fund is right for you.

FUND FACTS

Fund size
£29.7m

Fund launch date
13 Dec 2021

Historical yield
0.4%

COSTS

Initial charge
0.00%

Ongoing charge
0.55%

Price basis
Single swing

Dilution adjustment
0.14%- round trip

BENCHMARKS

Target benchmark

MSCI World Net Total Return Index

PERFORMANCE (%)



	1 month	3 months	1 year	3 years	Launch
■ Fund	4.40	11.48	23.68	-	8.35
■ Benchmark	4.98	10.86	20.20	-	15.56
Relative to Benchmark	-0.58	0.62	3.48	-	-7.21

12 MONTH PERFORMANCE TO MOST RECENT QUARTER (%)

12 months to 31 December	2023	2022	2021	2020	2019
Fund	18.38	-13.80	-	-	-
Benchmark	17.40	-7.37	-	-	-
Relative to Benchmark	0.98	-6.43	-	-	-

Performance for the I Dist unit class in GBP, launched on 13 December 2021. Source: Lipper. Performance assumes all fund charges have been taken and that all income generated by the investments, after deduction of tax, remains in the fund.

Past performance is not a guide to the future.

FUND SNAPSHOT



- **What does it invest in?** the Fund invests predominantly in shares of companies globally, including emerging markets, across a variety of sectors. The fund invests in companies capable of delivering long-term sustainable growth with high returns on capital.
- **How does it invest?** Actively managed portfolio, meaning that the Investment Manager will not be tied to investing in the constituents of any index, and will use its discretion with regards to selecting the companies, sectors, and geographical exposure of the Fund's holdings. The fund also fully integrates environmental, social and governance (ESG) assessment and active engagement, where responsible investing and active ownership/ stewardship represent core investment pillars. All investments held by the Fund contribute to one or more of the UN Sustainable Development Goals 'UN SDGs'.

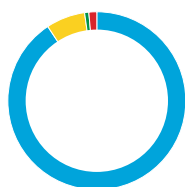


PORTFOLIO BREAKDOWN

All data source LGIM unless otherwise stated. Totals may not sum due to rounding.

COUNTRY (%)

	United States	79.7
	Denmark	5.5
	Netherlands	3.0
	Germany	2.1
	Hong Kong	1.8
	Switzerland	1.8
	Sweden	1.6
	Italy	1.5
	Taiwan	1.4
	Other	1.5



MARKET CAPITALISATION (%)

■ Large	90.7
■ Mid	7.1
■ Small	0.8
■ Undefined	1.4













■ Top 10 holdings 44.5%
■ Rest of portfolio 55.5%
No. of holdings 41











TOP 10 HOLDINGS (%)

Microsoft Corp	8.2
Alphabet Inc	4.8
Novo Nordisk	4.5
Amazon Com Inc	4.4
Mastercard Incorporated	4.4
Nvidia Corporation	4.0
Thermo Fisher Scientific Inc	3.7
Schneider Electric	3.6
Mondelez Intl Inc	3.5
S&P Global Inc	3.4

TOP SECTOR OVER/UNDERWEIGHTS (%)

	Fund	Benchmark	
Health Care	18.6	12.1	
Industrials	15.6	11.1	
Consumer Discretionary	13.0	10.9	
Financials	16.0	15.1	
Information Technology	23.9	24.1	
Communication Services	6.6	7.4	
Real Estate	0.0	2.3	
Utilities	0.0	2.4	
Materials	0.0	3.8	
Energy	0.0	4.2	

TOP 5 STOCK OVER/UNDERWEIGHTS (%)

	Fund	Relative	
Novo Nordisk	4.5	3.9	
Mastercard Incorporated	4.4	3.8	
Microsoft Corp	8.2	3.6	
Schneider Electric	3.6	3.4	
Mondelez Intl Inc	3.5	3.4	
Tesla Inc	0.0	-0.9	
Broadcom Ltd	0.0	-0.9	
Eli Lilly & Co	0.0	-1.0	
Meta Platforms Inc	0.0	-1.7	
Apple Inc	0.0	-4.5	



ROBERT WHITE

Robert joined LGIM in 2018 as a Fund Manager for the UK Special Situations Trust. Prior to this Robert worked at Mirabaud Asset Management where he was an Assistant Fund Manager (2013 to 2018) on the UK Equities Core product. Before that he worked at PWC in their Transaction Services division. In total he has over 10 years experience working within financial services. He read Philosophy, Politics and Economics at Pembroke College, Oxford and is a member of the Institute of Chartered Accountants in England and Wales.

KEY RISKS

- The value of an investment and any income taken from it is not guaranteed and can go down as well as up; you may not get back the amount you originally invested.
- The fund invests in smaller companies. Investments in smaller companies tend to be riskier than investments in larger companies because they can: be harder to buy and sell; or go up and down in value more often and by larger amounts, especially in the short term. In times of market uncertainty or if an exceptional amount of withdrawals are requested it may become less easy for your fund to sell investments and the Manager may defer withdrawals, or suspend dealing. The Manager can only delay paying out if it is in the interests of all investors and with the permission of the fund trustee or depositary.
- The fund could lose money if any institution providing services such as acting as counterparty to derivatives or other instruments, becomes unwilling or unable to meet its obligations to the fund.
- Derivatives are highly sensitive to changes in the value of the asset on which they are based and can increase the size of losses and gains.
- The fund may have underlying investments that are valued in currencies that are different from sterling (British pounds). Exchange rate fluctuations will impact the value of your investment. Currency hedging techniques may be applied to reduce this impact but may not entirely eliminate it.

For more information, please refer to the key investor information document on our website [↗](#)

LATEST DISTRIBUTION INFORMATION

For distributing unit classes, the latest payments are shown below. Please note that these payments are not guaranteed, are at the discretion of the manager and may be paid out of capital.

Type	Ex-div date	Pay date	Pence per unit
Final	16 Nov 23	15 Jan 24	0.11p
Interim	16 May 23	15 Jul 23	0.14p
Final	16 Nov 22	13 Jan 23	0.10p
Interim	16 May 22	15 Jul 22	0.10p



SPOTLIGHT ON LEGAL & GENERAL INVESTMENT MANAGEMENT

We are one of Europe's largest asset managers and a major global investor, with assets under management of £1,159.2 billion (as at 31 December 2023). We work with a wide range of global clients, including pension schemes, sovereign wealth funds, fund distributors and retail investors.

Source: LGIM internal data as at 31 December 2023. The AUM disclosed aggregates the assets managed by LGIM in the UK, LGIMA in the US and LGIM Asia in Hong Kong (2018-2019 only). The AUM includes the value of securities and derivatives positions.

DEALING INFORMATION

Valuation frequency Daily, 3pm (UK time)

Dealing frequency Daily

Settlement period T+4

CODES

ISIN I Acc GB00BLPPF560
I Dist GB00BLPPF230

SEDOL I Acc BLPPF56
I Dist BLPPF23

Bloomberg I Acc LEGEFII LN
I Dist LEGEFIG LN

TO FIND OUT MORE

 Visit www.legalandgeneral.com

 Call **0370 050 0955**

 Email investments@landg.com

Lines are open Monday to Friday 8.30am to 6.00pm.
We may record and monitor calls. Call charges will vary.

Important information

Copyright © 2024 Legal & General. This document is subject to copyright. Any unauthorised use is strictly prohibited. All rights are reserved.

Issued by Legal & General (Unit Trust Managers) Limited as management company for this fund. Registered in England and Wales No. 01009418. Registered Office: One Coleman Street, London, EC2R 5AA. Authorised and Regulated by the Financial Conduct Authority No. 119273. We are members of the Investment Association. All features described in this fact sheet are those current at the time of publication and may be changed in the future. Nothing in this fact sheet should be construed as advice and it is therefore not a recommendation to buy or sell investments. If in doubt about the suitability of this product, you should seek professional advice. No investment decisions should be made without first reviewing the key investor information document of the Fund ("KIID") which can be obtained from www.legalandgeneral.com. This fact sheet is only directed at investors resident in jurisdictions where this fund is registered for sale. It is not an offer or invitation to persons outside of those jurisdictions. We reserve the right to reject any applications from outside of such jurisdictions.

The funds shall or securities referred to herein are not sponsored, endorsed, or promoted by MSCI, and MSCI bears no liability with respect to any such funds or securities or any index on which such funds or securities are based. The Prospectus contains a more detailed description of the limited relationship MSCI has with Legal & General Investment Management Limited and its affiliates and any related funds.