


BNY Mellon Global Infrastructure Income Fund

INVESTMENT MANAGER



Newton Investment Management: Newton aims to deliver outcomes for its clients across active equities, income, absolute return, multi-asset, thematic and sustainable strategies. Its capabilities are driven by its global investment research platform which harnesses a breadth of both fundamental and quantitative research.

The Fund transitioned investment manager on the 1st September 2021. Prior to this date it was managed by Mellon Investments Corporation, LLC.

GENERAL INFORMATION

Total net assets (million)
Historic yield (%)
Performance Benchmark

£ 13.96
5.10
S&P Global Infrastructure Index

IA Sector
Fund type
Fund domicile
Fund manager
Base currency
Currencies available
Fund launch

IA Infrastructure NR
ICVC
UK
James Lydotes/Brock Campbell
GBP
GBP
07 Aug 2018

INSTITUTIONAL SHARES W (INCOME) SHARE CLASS DETAILS

Inception date
Min. initial investment
Annual mgmt charge
ISIN
Bloomberg
Sedol
Registered for sale in:
Ongoing charge*

07 Aug 2018
£ 10,000,000
0.68%
GB00BDR8GG51
BCGIWI
BDR8GG5
GB
0.81%

*It should be noted that the ongoing charge figure shown includes ongoing charges in respect of other open-ended investment funds but excludes ongoing charges from closed-ended funds held. The ongoing charges from closed-ended funds held were 0.00% as at 31 December 2023.

For more details please read the KIID document.

DEALING

09:00 to 17:00 each business day
Valuation point: 12:00 London time

FUND STATISTICS - 3 YEARS

Jensen Alpha
Beta
Correlation
Annualised Information Ratio
Annualised Sharpe Ratio
Annualised Tracking Error
R²
Annualised Standard Deviation
Maximum Drawdown
VaR Normal 95%

0.04
0.78
0.88
-0.10
0.42
5.50
0.77
9.89
-11.77
-4.19

INVESTMENT OBJECTIVE

The Fund aims to achieve income and capital growth over the long term (5 years or more).

PERFORMANCE DISCLOSURE

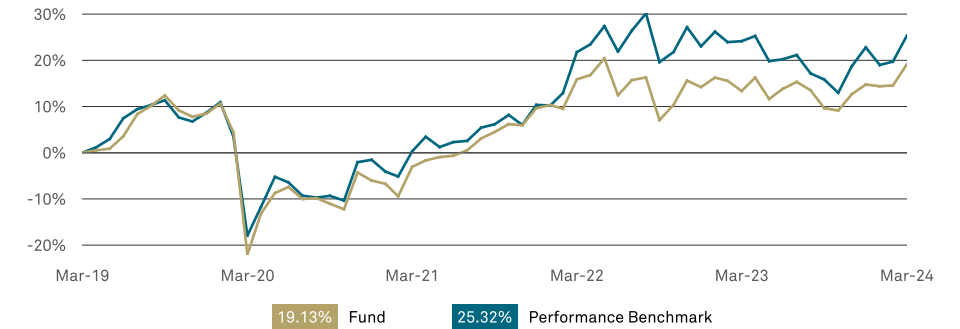
Past performance is not a guide to future performance. The value of investments can fall. Investors may not get back the amount invested. Income from investments may vary and is not guaranteed.

PERFORMANCE BENCHMARK

The Fund will measure its performance against the S&P Global Infrastructure NR Index as a comparator benchmark (the "Benchmark"). The Fund will use the Benchmark as an appropriate comparator because it represents a traditional equity infrastructure universe of companies.

The Fund is actively managed, which means the Investment Manager has discretion over the selection of investments subject to the investment objective and policies disclosed in the Prospectus. The portfolio holdings of the Fund will not be limited to components of the Benchmark and the Investment Manager will use its discretion to invest outside the Benchmark in pursuit of the Fund's investment objective.

5 YEAR CUMULATIVE PERFORMANCE (%)



PERFORMANCE SUMMARY (%)

	Annualised						
	1M	3M	YTD	1YR	2YR	3YR	5YR
Institutional Shares W (Income)	4.00	3.81	3.81	5.09	1.39	7.11	3.56
Performance Benchmark	4.69	2.06	2.06	0.94	1.45	7.70	4.61
No. of funds in sector	35	35	35	32	29	27	22
Quartile Institutional Shares W (Income)	1	1	1	1	1	2	3

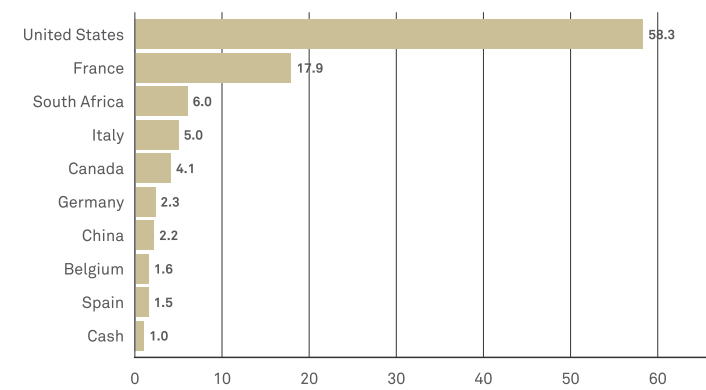
	2019	2020	2021	2022	2023
Fund	15.53	-13.35	16.65	4.18	0.48
Performance Benchmark	20.90	-9.38	12.06	11.49	-0.18
Sector	21.53	-1.99	11.71	1.87	-3.94

ANNUAL PERFORMANCE TO LAST QUARTER END (%)

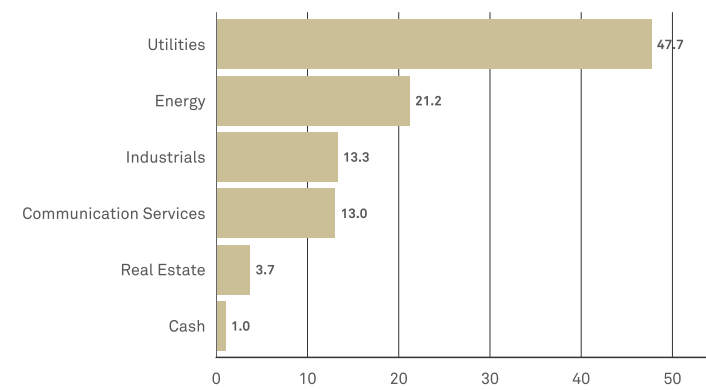
From	Mar 2019	Mar 2020	Mar 2021	Mar 2022	Mar 2023
To	Mar 2020	Mar 2021	Mar 2022	Mar 2023	Mar 2024
Fund	-22.03	24.34	19.54	-2.18	5.09

Source for all performance: Lipper as at 31 March 2024. Fund Performance for the Institutional Shares W (Income) calculated as total return, including reinvested income net of UK tax and charges, based on net asset value. All figures are in GBP terms. The impact of an initial charge (currently not applied) can be material on the performance of your investment. Further information is available upon request.

GEOGRAPHICAL ALLOCATION (%)



INDUSTRIAL ALLOCATION (%)



TOP 10 HOLDINGS (%)

	Fund
Dominion Energy Inc	8.9
NextEra Energy Partners LP	6.2
Orange SA	5.9
Exelon Corporation	5.1
Clearway Energy, Inc. Class C	5.0
AT&T Inc.	4.9
VINCI SA	4.6
PPL Corporation	4.4
Hess Midstream LP Class A	4.4
Antero Midstream Corp.	4.3

Source: BNY Mellon Investment Management EMEA Limited

IMPORTANT INFORMATION

For Professional Clients only. This is a financial promotion and is not investment advice. For a full list of risks applicable to this fund, please refer to the Prospectus. Before subscribing, investors should read the most recent Prospectus and KIID for each fund in which they want to invest. Go to www.bnymellonim.com. The Prospectus and KIID are available in English and in an official language of the jurisdictions in which the Fund is registered for public sale. Portfolio holdings are subject to change, for information only and are not investment recommendations. Calls may be recorded. For more information visit our Privacy Policy at www.bnymellonim.com. BNY Mellon is the corporate brand of The Bank of New York Mellon Corporation and its subsidiaries. The Fund is a sub-fund of BNY Mellon Investment Funds, an open-ended investment company with variable capital (ICVC) with limited liability between sub-funds. Incorporated in England and Wales: registered number IC27. The Authorised Corporate Director (ACD) is BNY Mellon Fund Managers Limited (BNY MFM), incorporated in England and Wales: No. 1998251. Registered address: BNY Mellon Centre, 160 Queen Victoria Street, London EC4V 4LA. Authorised and regulated by the Financial Conduct Authority. Issued in the UK by BNY Mellon Investment Management EMEA Limited, BNY Mellon Centre, 160 Queen Victoria Street, London EC4V 4LA. Registered in England No. 1118580. Authorised and regulated by the Financial Conduct Authority.

MIS0015-300624

Issued on 11/04/2024