

Invesco Sustainable UK Companies Fund (UK)

Z-Accumulation Shares | SEDOL B8N46K6 | ISIN Code GB00B8N46K64 | Bloomberg code INVRPCZ:LN

Why invest in this fund

- 1 The fund manager looks at three different areas: environmental and social sustainability, financial and governance sustainability, and valuation sustainability.
- 2 The investment process doesn't just rely on exclusions but uses sustainability factors to positively screen the investment universe for the most exciting opportunities. Encouraging progress, not just perfection. The fund manager invests in sustainability leaders, enablers and improvers.
- 3 The fund manager believes that acting as a responsible steward of capital will create long-term value for clients and bring sustainable benefits for the economy, the environment and society.

Top 10 holdings

(% of total net assets)

	Fund	Index
RELX PLC	5.34	2.89
AstraZeneca PLC	5.26	6.49
3i Group PLC	4.91	1.03
National Grid PLC	4.00	1.68
Next PLC	3.97	0.44
Ashtead Group PLC	3.85	1.09
SSE PLC	3.73	0.78
CRH PLC	3.71	0.00
London Stock Exchange Group PLC	3.43	1.76
Unilever PLC	3.39	4.27

Portfolio characteristics

Total number of holdings	42
Weighted Avg Market Cap	£34,134 million

What this fund does

The fund invests at least 80% of its assets in shares or other equity related securities of companies incorporated, domiciled or carrying out the main part of their economic activity in the UK. The fund follows the following ESG methodology: 1. Positive ESG sustainability screening: The fund will weight overall exposure to those companies, based on the fund manager's proprietary rating system, with acceptable practices and standards that sufficiently promote the environment, health and wellbeing and a fairer society in relation to their business operations, including, but not limited to, those companies that have committed to reduce their greenhouse gas (GHG) emissions to net zero by 2050 in line with the Paris Agreement on climate change. 2. Negative ESG screening: The fund will exclude companies with a defined level of involvement in a number of sectors, including but not limited to controversial weapons, coal, fossil fuels, tobacco, adult entertainment and gambling, as well as companies not compliant with the UN global compact principles. The current exclusion criteria may be updated from time to time. The fund intends to invest 100% of its assets (excluding derivatives, cash and cash equivalents) in investments meeting the ESG screening criteria described above.

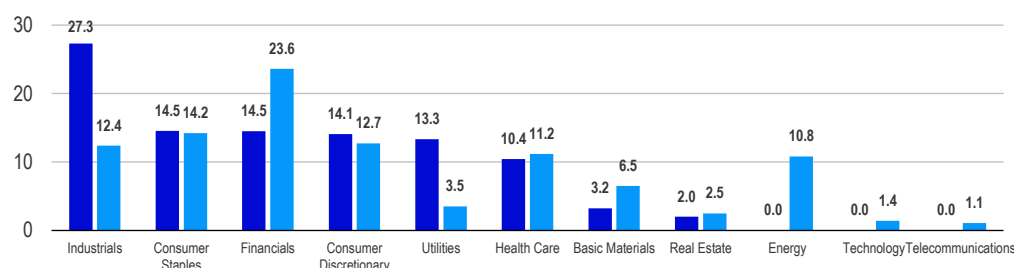
Fund objective

The Fund aims to achieve long-term (5 years plus) capital growth. The Fund invests in companies that demonstrate sustainable characteristics that meet the Fund's environmental, social and governance (ESG) criteria, are financially sustainable and offer the opportunity for sustainable capital growth. The Fund invests at least 80% of its assets in shares or other equity related securities of companies incorporated, domiciled or carrying out the main part of their economic activity in the UK.

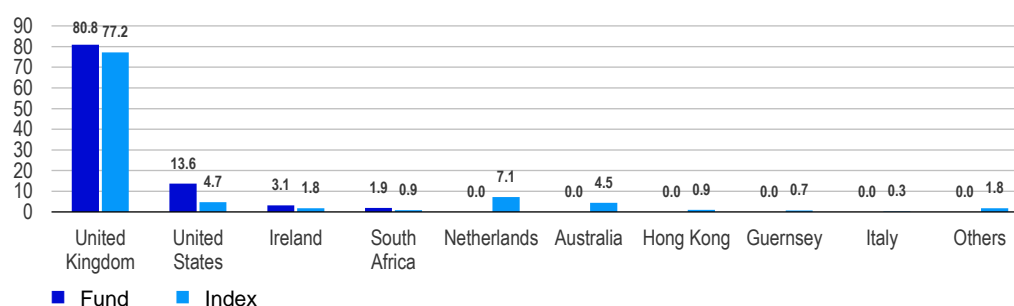
Fund overview

Portfolio managers (Fund tenure)	Tim Marshall (2016)
Total net assets	£ 128.96 million
Distribution frequency	Yearly
Fund launch date	20 April 1988
Legal status	UK Authorised ICVC
Share class currency	GBP
Historic yield (%)	2.32
Investment Association sector	IA UK All Companies NR
Representative index	FTSE All-Share Index
ISA availability	Yes

Sector breakdown (% of total net assets)



Top countries (% of total net assets)

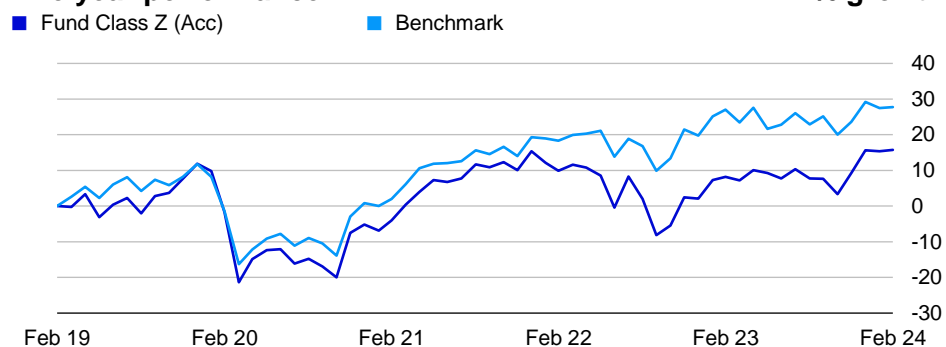


The allocation of stock is based on Country of Risk

Investment risks

- The value of investments and any income will fluctuate (this may partly be the result of exchange rate fluctuations) and investors may not get back the full amount invested.
- The Fund may use derivatives (complex instruments) in an attempt to reduce the overall risk of its investments, reduce the costs of investing and/or generate additional capital or income, although this may not be achieved. The use of such complex instruments may result in greater fluctuations of the value of the Fund. The Manager, however, will ensure that the use of derivatives within the Fund does not materially alter the overall risk profile of the Fund. Such derivatives may not be fully aligned with the Fund's ESG screening criteria.
- The Fund is invested in companies primarily domiciled in one country, any unfavourable conditions presented on them through country-specific conditions such as changes in regulation, business or economic policy may have a more negative impact on the Fund's performance than on the performance of a Fund that is geographically diversified.
- The use of ESG criteria may affect the Fund's investment performance and therefore may perform differently compared to similar products that do not screen investment opportunities against ESG criteria.

Five year performance



Performance (%)

	1 year	3 years	5 years	5 years ACR*
Fund	6.95	20.55	15.75	2.97
Benchmark	0.57	25.21	27.74	5.02

*ACR - Annual Compound Return

Standardised rolling 12-month performance (%)

	31.12.2018	31.12.2019	31.12.2020	31.12.2021	31.12.2022	31.12.2023
Fund	22.42	-15.23	21.69	-11.51	13.28	7.92
Benchmark	19.17	-9.82	18.32	0.34	7.92	7.92

Past performance is not a guide to future returns

Important information

Views and opinions are based on current market conditions and are subject to change.

This is marketing material and not financial advice. It is not intended as a recommendation to buy or sell any particular asset class, security or strategy. Regulatory requirements that require impartiality of investment/investment strategy recommendations are therefore not applicable nor are any prohibitions to trade before publication. If investors are unsure if this product is suitable for them, they should seek advice from a financial adviser.

For the most up to date information on our funds, please refer to the relevant fund and share class-specific Key Investor Information Documents, the Supplementary Information Document, the financial reports and the Prospectus, which are available using the contact details shown.

The Industry Classification Benchmark is a joint product of FTSE International Limited and Dow Jones & Company, Inc. and has been licensed for use in our industry breakdown.

The Historic Yield reflects distributions declared over the past twelve months as a percentage of the mid-market price of the fund, as at the date shown. Investors may be subject to tax on their distributions.

Market capitalisation breakdown (%)

50bn+	18.08
25bn - 49.99bn	21.93
10bn - 24.99bn	28.32
5bn - 9.99bn	12.57
2bn - 4.99bn	14.33
1bn - 1.99bn	3.30
500m - 999m	0.93
250m - 499m	0.00
100m - 249m	0.00
50m - 99m	0.00
0 - 49m	0.00
Cash	0.54
Total	100.00

Performance figures are based on the Z Accumulation share class. Performance figures for all share classes can be found in the relevant Key Investor Information Document. Fund performance figures are shown in sterling, inclusive of reinvested income and net of the ongoing charge and portfolio transaction costs to 29 February 2024 unless otherwise stated. The standardised past performance information is updated on a quarterly basis. Source: Lipper. Performance before 2022 was achieved in circumstances that no longer apply. On 31 January 2022, the investment policy of the Fund was updated to reflect the incorporation of ESG factors in the investment decision making process.

Benchmark

FTSE All Share Index (Net Total Return)

This is a Comparator Benchmark. Given its geographic focus the Fund's performance can be compared against the Benchmark. However, the Fund is actively managed and is not constrained by any benchmark.

Contact information

Telephone 0800 085 8677
Facsimile 020 3180 7647
Email: enquiry@invesco.com
www.invesco.com/uk
Telephone calls may be recorded.

Issued by Invesco Fund Managers Limited.
Perpetual Park, Perpetual Park Drive, Henley-on-Thames,
Oxfordshire RG9 1HH, UK
Authorised and regulated by the Financial Conduct Authority.

Who is this fund for?

The fund might be right for you if you:

- Are a private or professional investor looking for growth over the long term.
 - Are able to make an informed investment decision based on this document and the Key Investor Information Document (KIID).
 - Are willing to accept that your capital is at risk and you may not get back the amount invested.
- The fund will not be right for you if you:**
- Require capital protection or have no appetite for risk.

Cost and charges of the Fund

For a full breakdown of the charges that apply to each share class of the fund, please refer to our ICVC Costs & Charges document www.invesco.com/uk/icvc-charges.

Glossary

ACR/ Annual Compound Return: Compound returns represent the cumulative effect that gains and losses have on invested capital over time. Annual Compound Return is the annual rate of return that would be required for an investment to grow from its starting balance to its ending balance.

Asset mix: Breakdown of all assets types held within an investment fund or portfolio.

Benchmark: A standard against which an investment fund or portfolio is measured to give an indication of relative performance.

Country of risk: Used to classify stocks, identifies the main country of operations/ exposure of a firm.

Distribution frequency: How often dividends and/or interest generated by an investment product are disbursed to investors.

Historic yield: Historic Yield reflects distributions declared over the past twelve months as a percentage of the mid-market price of the fund, as at the date shown. Investors may be subject to tax on their distributions

Holdings: The contents of an investment portfolio or fund, including any products like equities, bonds or ETFs.

ICVC: Investment Company with Variable Capital. A type of collective investment portfolio that invests in different equities, bonds and other securities.

Index: A collection of stocks chosen to represent the performance of a particular market or sector, e.g. FTSE 100 or S&P 500.

Market capitalization: How much a company is worth as determined by the stock market. Calculated as the total market value of all shares.

Portfolio characteristics: The contents of an investment portfolio or fund, including any products like equities, bonds or ETFs (Exchange Traded Funds).

ESG Supplement

As at 29 February 2024

Invesco's commitment to ESG investing

ESG integration underpins the investment process right across the range of Invesco's UK equity funds. The Invesco Sustainable UK Companies Fund (UK) benefits from the shared resources, ideas, learning and challenge from an experienced team of UK equity fund managers, as well as from peers across the Henley Investment Centre. What differentiates the Invesco Sustainable UK Companies Fund (UK) is its clear emphasis on sustainability characteristics and systematic assessment of these characteristics over and above other considerations (such as income versus capital return).

Sustainable characteristics

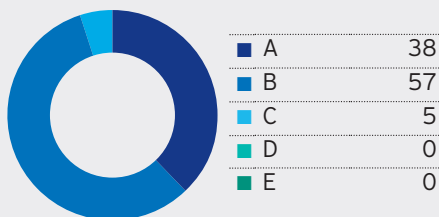
The Invesco Sustainable UK Companies Fund (UK) embeds sustainable environmental and social themes into its investment process at the very outset. The fund employs a systematic and repeatable four-stage process, to identify companies:

- with superior and sustainable credentials in how their activities relate to the environment, health & wellbeing, and aims for a fairer society,
- that are financially sustainable,
- that embrace principles of good corporate governance,
- at valuations that offer opportunity for attractive and sustainable long-term capital growth.

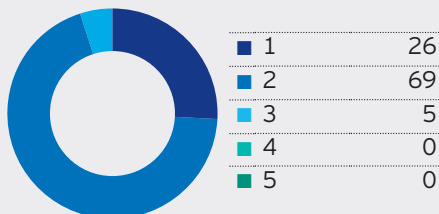
Evaluating Sustainability

The fund manager employs a proprietary rating system to evaluate sustainability. The fund manager scores Environmental and Social (E&S) sustainability on a scale of A (High) to E (Low) and Financial and Governance sustainability on a scale of 1 (High) to 5 (Low). The charts below show the sustainability scores for the portfolio.

E & S



F & G



ESG characteristics ¹	Fund	Comparator ³
ESG Quality score (0-10)	8.3	7.8
E Pillar score (0-10)	6.4	5.9
S Pillar score (0-10)	5.0	5.0
G Pillar score (0-10)	7.5	7.1

Carbon intensity (tCO2e per million USD of revenue) ²	Fund	Comparator ³
Scope 1 Direct Carbon Intensity	82.9	60.9
Scope 2 Upstream Carbon Intensity	15.0	16.4
Scope 3 Downstream Carbon Intensity	616.2	1,229.09
Total Carbon Intensity scope 1 & 2	97.8	77.4

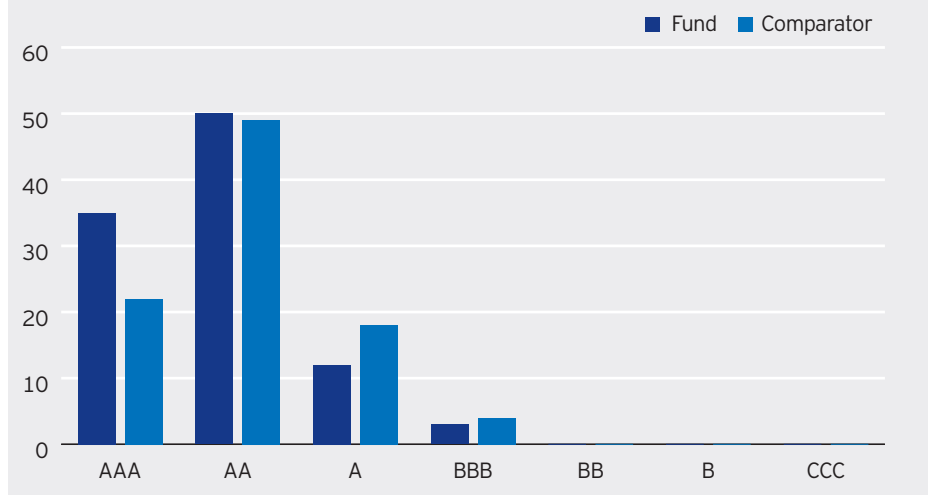
Approach to investing	Yes	No
Sustainable characteristics	✓	
Engagement with Companies	✓	
Voting (AGM & EGM proposals)	✓	
Commitment to net zero carbon 2050	✓	

Climate-based Exclusions	Fund
Thermal coal extraction and power generation	Yes ⁴
Arctic oil and gas exploration	Yes ⁴
Oil sands and shale energy extraction	Yes ⁴
Conventional oil and gas extraction and production	Partial ⁵
Nuclear, Oil and Gas power generation	Partial ⁵

Non-climate-based Exclusions	Fund
Controversial weapons	Yes
Tobacco production and trading	Yes ⁴
Adult Entertainment	Yes ⁶
Gambling	Yes ⁶
UN Global Compact Violations	Yes ⁴

MSCI rating distribution (%)

This shows the distribution of ESG ratings across the portfolio from AAA (best) to CCC (worst).



¹ ESG characteristics data is sourced from MSCI. All data as at 29 February 2024

² Carbon intensity is calculated using data from ISS Climate solutions.

³ **Comparator.** FTSE All Share Index (Net Total Return).

⁴ The revenue threshold for exclusion is 5% of revenue.

⁵ The revenue threshold for exclusion is 25% of revenue.

⁶ The revenue threshold for exclusion is 10% of revenue.

Glossary

ESG Characteristics Environmental, social, and governance (ESG) information is a critical part of corporate and investment strategy and embedding material sustainability considerations into corporate and investment decisions is integral to long-term success from both a financial and sustainability perspective.

MSCI ESG Fund Rating The Fund's ESG rating is designed to assess the resilience of the fund's aggregate holdings to long-term, financially relevant ESG risks and should facilitate the ability to rank or screen mutual funds and ETFs on a AAA to CCC ratings scale. This rating aims to provide fund level transparency and measures the ESG characteristics of the total portfolio. It is calculated as a direct mapping of MSCI ESG Quality Scores to letter rating categories. ESG Leaders are holdings with an ESG rating of AAA or AA (best in class), and ESG Laggards are holdings with an ESG rating of B or CCC.

MSCI ESG Quality Score: Calculated as the weighted average of the underlying holding's ESG scores, excluding any underlying holding where this information is not available. It is provided on a 0-10 scale, with 0 and 10 being the respective lowest and highest possible scores. MSCI scores underlying holdings according to their exposure to and management of key ESG issues, which are divided into three pillars: environmental, social and governance.

- **Environmental Pillar Score:** Provides an assessment of environmental factors including emissions, carbon footprint, fossil fuel usage and sustainable opportunities.
- **Social Pillar Score:** Relates to the operating environment of an underlying holding, including labour management, product liabilities, and health and safety.
- **Governance Pillar Score:** Provides an assessment of risk and management practices related to Corporate Governance and Corporate Behaviour.

Carbon Intensity:

- **Scope 1:** All Direct Emissions from the activities of an organisation or under their control. Including fuel combustion on site such as gas boilers, fleet vehicles and air-conditioning leaks.
- **Scope 2:** Indirect Emissions from electricity purchased and used by the organisation. Emissions are created during the production of the energy and eventually used by the organisation.
- **Scope 3:** All Other Indirect Emissions from activities of the organisation, occurring from sources that they do not own or control. These are usually the greatest share of the carbon footprint, covering emissions associated with business travel, procurement, waste and water.

Total carbon intensity (Scope 1 & 2): Emissions normalized by Revenue (1 Million USD).

Engagement: The process of communicating with representatives of a company as a shareholder with the aim of improving their behaviour and policies.

Voting: Also known as Proxy Voting, it is a form of voting whereby the fund manager casts votes on behalf of their mutual fund shareholders on a variety of issues, that may include the election of board members, merger or acquisition approvals, or approving a stock compensation plan.

MSCI ESG Business Involvement Screening Research provides research on company involvement in products and services, which allow investors to screen companies according to specific criteria motivated by ethical, impact, compliance or ESG risk considerations. Summary definitions of each business screening are as follows:

Thermal coal extraction and power generation: Companies that have been identified to have ties to power from coal or derive revenue from thermal coal mining.

Arctic oil and gas exploration: Companies that have been identified to have ties to or derive revenue from arctic drilling.

Oil Sands and shale energy extraction: Companies that have been identified to have ties to oil sands, in particular, reserve ownership and production activities.

Conventional oil and gas extraction and production: Companies that have been identified to have ties to or derive revenue from conventional oil and gas extraction and production.

Nuclear, Oil and Gas power generation: Companies that have been identified to have ties to or derive revenue from nuclear, oil and gas power generation.

Controversial Weapons: Companies that have been identified to have ties to controversial weapons, including cluster munitions, landmines, biological and chemical weapons, depleted uranium weapons, blinding laser weapons, incendiary weapons, and/or nondetectable fragments.

Tobacco production & trading: Companies that have been identified to have ties to tobacco products, such as cigars, kreteks, smokeless tobacco, snuff, snus, dissolvable and chewing tobacco. This also includes companies that grow or process raw tobacco leaves.

Adult Entertainment: Companies that have been identified to have ties to or derive revenue from adult entertainment.

Gambling: Companies that have been identified to have ties to or derive revenue from Gambling.

UN Global Compact (UNGC) Violations: Companies that have been identified to have violated United Nations Global Compact Principles. Data is based on MSCI ESG Controversies research and MSCI ESG Global Norms Screening. For more details, please see MSCI's methodology on [msci.com](https://www.msci.com).

Important ESG Information

The above information is for illustrative purposes only. Providing this information is not indicative of how or whether ESG factors will be integrated into a fund. Unless otherwise stated in the legal offering documents (fund and share class specific Key Investor Information Document (KIID), prospectus, annual & semi-annual reports), the ESG information provided on this page does not change a fund's investment objective or policy or constrain the fund's investable universe. For more information regarding a fund's investment strategy, please see the fund's prospectus, available free of charge at our website www.invesco.com/uk. The rating may vary from one rating agency to another. The rating may change over time and is not a guarantee of future performance of the fund.

Certain information ©2024 MSCI ESG Research LLC. Reproduced by permission; no further distribution. This report contains certain information (the "Information") sourced from MSCI ESG Research LLC, or its affiliates or information providers (the "ESG Parties"). The Information may only be used for your internal use, may not be reproduced or disseminated in any form and may not be used as a basis for or a component of any financial instruments or products or indices. Although they obtain information from sources they consider reliable, none of the ESG Parties warrants or guarantees the originality, accuracy and/or completeness, of any data herein and expressly disclaim all express or implied warranties, including those of merchantability and fitness for a particular purpose. None of the MSCI information is intended to constitute investment advice or a recommendation to make (or refrain from making) any kind of investment decision and may not be relied on as such, nor should it be taken as an indication or guarantee of any future performance, analysis, forecast or prediction. None of the ESG Parties shall have any liability for any errors or omissions in connection with any data herein, or any liability for any direct, indirect, special, punitive, consequential or any other damages (including lost profits) even if notified of the possibility of such damages.

Contact information

Client services

Telephone 0800 085 8677
Facsimile 01491 416000
Email enquiry@invesco.com
www.invesco.com/uk

Telephone calls may be recorded.

Issued by Invesco Fund Managers Limited.
Perpetual Park, Perpetual Park Drive, Henley-on-Thames, Oxfordshire RG9 1HH, UK
Authorised and regulated by the Financial Conduct Authority.