

Factsheet | 31 March 2024

Vanguard Global Sustainable Equity Fund

GBP Income Shares

Inception date: 08 December 2021

Total assets (million) £0 | Share class assets (million) £21 as at 31 March 2024

The Vanguard Global Sustainable Equity Fund is actively managed and does not intend to track or replicate performance of the benchmark. Benchmark data is for reference only.

Minimum initial investment*	ISIN	SEDOL	Bloomberg	Citi	MexID	SRRI*	IA Sector	Investment structure	Index ticker	Domicile	Settlement	Trading frequency (cut-off)
100,000	GB00BMV9B514	BMV9B51	VAGSESA	DTSU	VVAAAV	5	—	UCITS	AWORLDK	United Kingdom	T+2	Daily (12:00 London Time)

Management Charges

Ongoing Charges Figure* 0.48%

*The Ongoing Charges Figure (OCF) covers administration, audit, depository, legal, registration and regulatory expenses incurred in respect of the Funds. When you invest with any fund manager, you pay a number of charges, starting with the Annual Management Charge (AMC) which covers the fund manager's costs of managing the fund. The AMC plus ongoing running costs and other operational expenses make up the fund's total 'ongoing charges figure'.

Objectives and investment policy

- The Vanguard Global Sustainable Equity Fund (the "Fund") seeks to provide an increase in the value of investments over the long-term (more than 5 years), through a combination of capital growth and income. The Fund aims to achieve this whilst selecting investments which meet certain sustainability criteria.
- The Fund is an active fund whereby the Manager uses its expertise to pick investments to achieve the Fund's objectives. The Fund uses an independent sub-investment adviser (the "Manager") which follows a distinct approach in managing the Fund's investments.
- The Fund seeks to achieve its investment objective by investing almost exclusively (at least 90% of the Fund's assets), in shares issued by large and mid-size companies located throughout the world, selected in accordance with the Sustainability Policy below.
- The Fund has the ability to invest in a wide range of countries, currencies, sectors and industries. Turnover of individual holdings within the Fund is expected to be low but can vary based on the Manager's views.
- The Fund may invest up to 100% of its Net Asset Value in developed countries and up to 20% of its Net Asset Value in countries which are considered by the Manager to be emerging markets. Emerging markets are countries that are progressing towards becoming advanced.
- The Fund may also have exposure to other collective investment schemes (which themselves invest in securities which are consistent with the Fund's objective and the Sustainability Policy) depositary receipts, convertible securities, warrants, investments in real estate investment trusts, money market instruments and deposits.
- The Fund attempts to remain fully invested and hold small amounts of cash except in extraordinary market, political or similar conditions where the Fund may temporarily depart from this investment policy.
- Sustainability Policy: The Manager excludes investments that fall within an exclusions policy (which excludes companies involved in and/or deriving revenue (above certain thresholds) from tobacco, thermal coal, oil sands, nuclear / controversial weapons), and then considers each company's alignment to the Fund's stewardship assessment, net zero and carbon footprint targets.
- The FTSE All-World Index (the "Index") serves as a reference benchmark for both performance comparison and weighted average carbon intensity comparison. Whilst the Fund may hold investments that are components of the Index, the Index is not considered during portfolio construction and the Manager will not manage the extent to which the Fund's investments differ from the Index.
- The Fund may use derivatives (i.e. a financial contract whose value is based on the value of a financial asset (such as a share, bond, or currency) or a market index) in order to reduce risk or cost and/or generate extra income or growth (known as "efficient portfolio management").

Investment manager

Vanguard Global Advisers, LLC
Wellington Management Company LLP

*The minimum initial investment of (Investor) Income and Accumulation shares or for anyone approaching Vanguard directly is £100,000.

*Synthetic Risk and Reward Indicator

This document is directed at professional investors and should not be distributed to, or relied upon by retail investors.

Vanguard Global Sustainable Equity Fund

GBP Income Shares

Data as at 31 March 2024 unless otherwise stated.

Performance summary

GBP—Vanguard Global Sustainable Equity Fund
Benchmark — FTSE All World Index

Annualised performance**	1 month	Quarter	Year to date	1 year	3 years	5 years	10 years	Since inception
Fund (Net of expenses)	4.00%	9.07%	9.07%	17.74%	—	—	—	9.19%
Benchmark	3.23%	9.06%	9.06%	20.68%	10.31%	11.82%	11.99%	6.12%

**In this document the performance displayed for the Fund(s) and therefore relative performance to the benchmark index may be impacted by swing pricing. The NAV of a Fund may swing according to subscription/redemption activity so that transaction costs caused by these cashflows are not borne by the existing holders in a Fund. The benchmark index is not affected by swing pricing and therefore you may see tracking difference between the performance of the Fund and the benchmark.

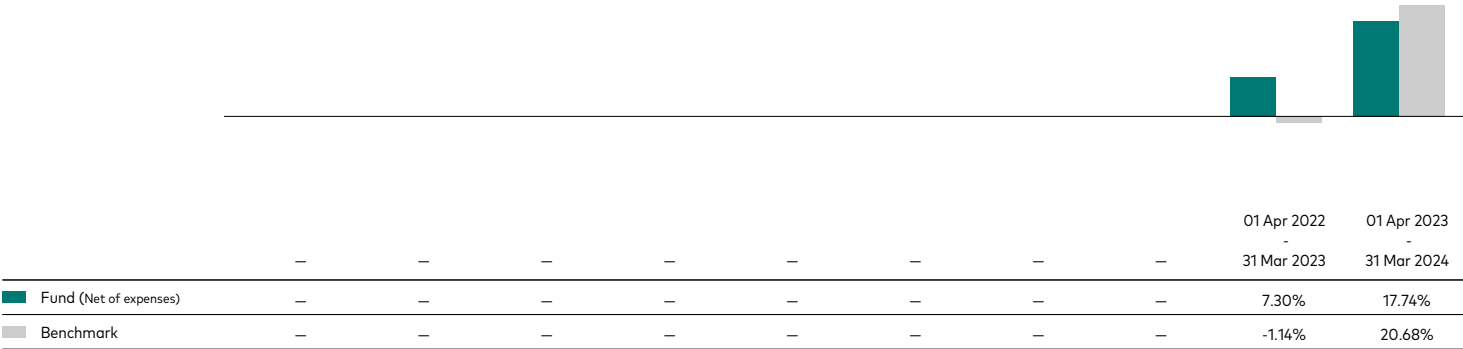
Performance and Data is calculated on closing NAV as at 31 March 2024.

Past performance is not a reliable indicator of future results.

Figures for periods of less than one year are cumulative returns. All other figures represent average annual returns. Performance figures include the reinvestment of all dividends and any capital gains distributions. The performance data does not take account of the commissions and costs incurred in the issue and redemption of shares. Basis of fund performance is NAV to NAV. Basis of index performance is total return. All performance is calculated in GBP, net of fees.

Source: Vanguard; FTSE All World Index

Rolling 12-month performance



Income distribution

Taxed distribution	Ex-dividend date	Distribution date	Valuation point	Tax status
Gross	1 November	30 December	Underlying Market Close	UK Reporting

Key investment risks

The value of equities and equity-related securities can be affected by daily stock market movements. Other influential factors include political, economic news, company earnings and significant corporate events. Movements in currency exchange rates can adversely affect the return of your investment.

Counterparty risk. The insolvency of any institutions providing services such as safekeeping of assets or acting as counterparty to derivatives or other instruments, may expose the Fund to financial loss.

Sustainability risk. The Fund may not make possible investments if they do not meet the Fund's Sustainability Policy. This may affect the Fund's exposure to certain issuers and cause the Fund to forego certain investment opportunities.

Liquidity risk. Lower liquidity means there are insufficient buyers or sellers to allow the Fund to sell or buy investments readily.

Use of derivatives. The use of derivatives could increase or reduce exposure to underlying assets and result in greater fluctuations of the Fund's net asset value.

Please also read the risk factors section in the prospectus and the Key Investor Information Document, both of which are available on the Vanguard website.

Vanguard Global Sustainable Equity Fund

GBP Income Shares

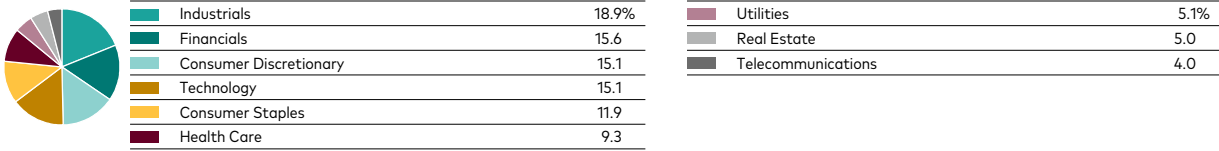
Data as at 31 March 2024 unless otherwise stated.

Characteristics	Fund	Benchmark
Number of stocks	37	4,292
Median market cap	£90.5B	£86.8B
Price/earnings ratio	20.0x	20.4x
Price/book ratio	3.3x	2.9x
Return on equity	22.7%	18.2%
Earnings growth rate	10.7%	13.4%
Turnover rate	43%	—
Equity yield (dividend)	2.2%	1.9%
Quoted Historic Yield	2.05%	—

The PTR (Portfolio Turnover Rate) approach considers the total security purchases and sales, the total subscriptions and redemptions and the average net assets of the fund to calculate the turnover figure. Data as at 31 January 2024.

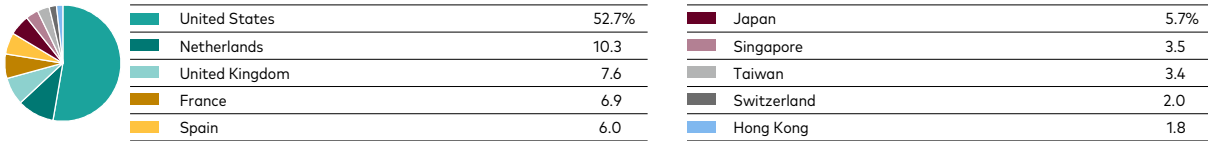
Top 10 holdings	
Microsoft Corp.	5.9%
Deere & Co.	4.4
Cisco Systems Inc.	3.8
DSM-Firmenich AG	3.5
Recruit Holdings Co. Ltd.	3.4
Texas Instruments Inc.	3.4
DBS Group Holdings Ltd.	3.4
Taiwan Semiconductor Manufacturing Co. Ltd.	3.4
Visa Inc.	3.3
Northern Trust Corp.	3.3
Top 10 approximately equals 37.8% of net assets	
Data as at 31 March 2024	

Weighted exposure



Sector categories are based on the Industry Classification Benchmark system ("ICB"), except for the "Other" category (if applicable), which includes securities that have not been provided an ICB classification as of the effective reporting period.

Market allocation



Source: Vanguard

Glossary for fund characteristics

The fund characteristics section above contains a number of metrics that professional investors use to value individual stocks against a market or index average. These metrics can also be used to value and compare funds to the market by taking the average of all the stocks held in the fund and comparing them to those of the fund's benchmark index. We've provided a definition of the terms used for your convenience.

Median market cap (capitalisation) looks at all companies in a mutual fund portfolio and calculates the mid point market capitalisation. Market capitalisation represents the aggregate value of a company's stock.

Price earnings ratio (P/E ratio) of a stock is the price paid for a share divided by the annual profit earned by the firm per share. A stock with a price of £10 a share, and earnings last year of £1 a share, would have a P/E ratio of 10.

Price book ratio compares a stock's market value to its book value (the accounting value of a stock). It is calculated by dividing the current closing price of the stock by the latest quarter's book value per share.

Return on equity is a measure of a company's profitability that reveals how much profit a company generates with the money shareholders have invested.

Earnings growth rate is a measure of growth in a company's net income (what remains after subtracting all the costs from a company's revenues) over a specific period (often one year). Earnings growth can apply to previous periods or estimated data for future periods.

Turnover rate is the total value of sales and purchases of stocks by a fund, less any subscriptions and redemptions monies into or out of a fund, expressed as a percentage of the fund's average value, over a specified period (usually one year).

Equity yield characteristics reflects distributions declared over the past twelve months as a percentage of the mid-market unit price, as at the date shown. It does not include any preliminary charge and investors may be subject to tax on their distributions.

Vanguard Global Sustainable Equity Fund

GBP Income Shares

Investment risk information

The value of investments, and the income from them, may fall or rise and investors may get back less than they invested.

Past performance is not a reliable indicator of future results.

Funds investing in fixed interest securities carry the risk of default on repayment and erosion of the capital value of your investment and the level of income may fluctuate. Movements in interest rates are likely to affect the capital value of fixed interest securities. Corporate bonds may provide higher yields but as such may carry greater credit risk increasing the risk of default on repayment and erosion of the capital value of your investment. The level of income may fluctuate and movements in interest rates are likely to affect the capital value of bonds.

Some funds invest in emerging markets which can be more volatile than more established markets. As a result the value of your investment may rise or fall.

Investments in smaller companies may be more volatile than investments in well-established blue chip companies.

The Fund may use derivatives, including for investment purposes, in order to reduce risk or cost and/or generate extra income or growth. For all other funds they will be used to reduce risk or cost and/or generate extra income or growth. The use of derivatives could increase or reduce exposure to underlying assets and result in greater fluctuations of the Fund's net asset value. A derivative is a financial contract whose value is based on the value of a financial asset (such as a share, bond, or currency) or a market index.

For further information on risks please see the "Risk Factors" section of the prospectus on our website at <https://global.vanguard.com>.

Charges are deducted from capital (not income). Whilst this may increase the level of income paid, it will result in capital erosion and will constrain growth.

For more information contact your local sales team or:

Web: <http://global.vanguard.com>

Transfer agent (Europe): Tel. 00 353 1241 7144

Adviser support: Tel. 0800 917 5508

Adviser support email: enquiries@vanguard.co.uk

Non advised personal investor email: Personal_investor_enquiries@vanguard.co.uk

Important information

This document is directed at professional investors and should not be distributed to, or relied upon by retail investors.

For further information on the fund's investment policies and risks, please refer to the prospectus of the UCITS and to the KIID before making any final investment decisions. The KIID for this fund is available, alongside the prospectus via Vanguard's website <https://global.vanguard.com/>

This document is designed for use by, and is directed only at persons resident in the UK.

The information contained in this document is not to be regarded as an offer to buy or sell or the solicitation of any offer to buy or sell securities in any jurisdiction where such an offer or solicitation is against the law, or to anyone to whom it is unlawful to make such an offer or solicitation, or if the person making the offer or solicitation is not qualified to do so. The information in this document is general in nature and does not constitute legal, tax, or investment advice. Potential investors are urged to consult their professional advisers on the implications of making an investment in, holding or disposing of shares, and the receipt of distribution from any investment.

The Authorised Corporate Director for Vanguard Investment Funds ICVC is Vanguard Investments UK, Limited. Vanguard Asset Management, Limited is a distributor of Vanguard Investment Funds ICVC.

For investors in UK domiciled funds, a summary of investor rights can be obtained via

<https://www.vanguard.co.uk/content/dam/intl/europe/documents/en/Vanguard-InvestorsRightsSummaryUKFUNDSJan22.pdf> and is available in English.

London Stock Exchange Group companies include FTSE International Limited ("FTSE"), Frank Russell Company ("Russell"), MTS Next Limited ("MTS"), and FTSE TMX Global Debt Capital Markets Inc. ("FTSE TMX"). All rights reserved. "FTSE", "Russell", "MTS", "FTSE TMX" and "FTSE Russell" and other service marks and trademarks related to the FTSE or Russell indexes are trademarks of the London Stock Exchange Group companies and are used by FTSE, MTS, FTSE TMX and Russell under licence. All information is provided for information purposes only. No responsibility or liability can be accepted by the London Stock Exchange Group companies nor its licensors for any errors or for any loss from use of this publication. Neither the London Stock Exchange Group companies nor any of its licensors make any claim, prediction, warranty or representation whatsoever, expressly or impliedly, either as to the results to be obtained from the use of the FTSE Indexes or the fitness or suitability of the Indexes for any particular purpose to which they might be put. The Industry Classification Benchmark ("ICB") is owned by FTSE. FTSE does not accept any liability to any person for any loss or damage arising out of any error or omission in the ICB.

SEDOL and SEDOL Masterfile® are registered trademarks of the London Stock Exchange Group PLC.

SEDOL Data has been provided from the London Stock Exchange's SEDOL Masterfile®.