

### Benchmark

Benchmark	FTSE AllSh TR GBP
IA sector	Mixed Investment 40-85% Shares

### Identification Codes

Sedol code	B8DGH32
Mex code	FMXATR
ISIN code	GB00B8DGH325

### Fund Overview

Price	Bid 91.32p
	Offer 91.32p (02/10/2023)
Historic yield	4.09%
Fund size	£34.3m
Number of holdings	63
Portfolio turnover rate	29.92%

### Charges

Initial charge	0.00%
Exit charge	None
Performance fees	No
Ongoing Charges	0.97%

### Fund Background

Valuation point	Daily 12:00
Fund type	Unit Trust
Launch date	31/12/2012
Launch price	£0.50
Fund currency	Pound Sterling
Fund domicile	United Kingdom
NISA allowable?	Yes
SIPP allowable?	Yes

### Dealing

Settlement period: buy	4 days
Settlement period: sell	4 days
Pricing basis	Forward

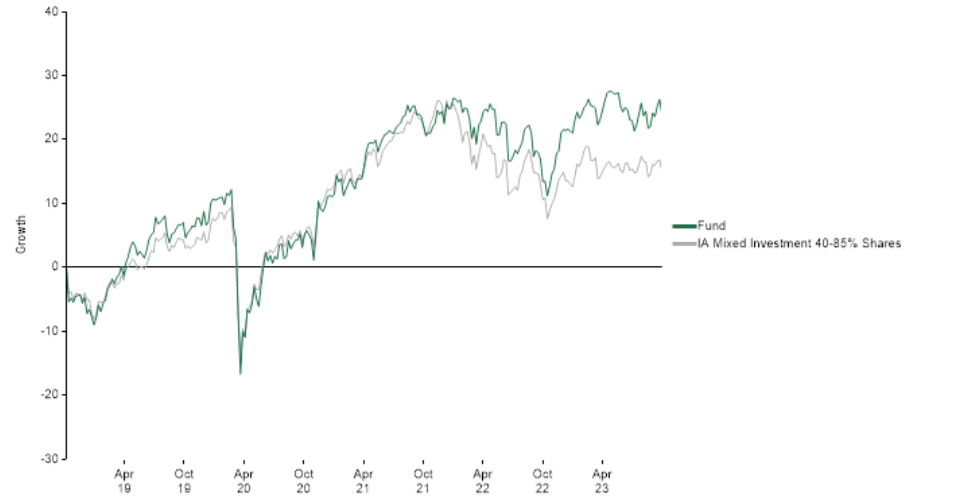
### Distribution Dates

Ex dividend date(s)	Income payment date (s)
20th April	20th June
20th January	20th March
20th July	20th September
20th October	20th December

### Aims

The aim of the Fund is to pay an income in excess of that of the FTSE All Share Index over any 3 year period whilst taking less risk, after any charges have been taken out of the Fund. The Fund also aims to deliver capital growth, that is to increase the value of your investment, over a period of 5 or more years.

### Performance



### Cumulative Performance (%)

	1 year	3 years	5 years	10 years
Fund	10.84%	20.10%	24.47%	76.56%
Sector	5.27%	10.27%	14.98%	62.74%
Rank	9/210	25/188	29/164	26/100
Quartile	1	1	1	2

### Discrete Performance (%) - to last month end

	09/22 to 09/23	09/21 to 09/22	09/20 to 09/21	09/19 to 09/20	09/18 to 09/19
Fund	10.84%	-7.52%	17.17%	-3.01%	6.86%

### Fund Managers



Name:	Matthew Rainbird		
Manager for:	14 yrs, 7 mths		

### Ratings

Morningstar  
Rating



### Group Details

Group address	Marlborough House, 59 Chorley New Road, Bolton, BL1 4QP
Group telephone	0808 145 2500
Dealing telephone	0808 145 2501
Email	<a href="mailto:enquiries@marlboroughfunds.com">enquiries@marlboroughfunds.com</a>
Homepage	<a href="http://www.marlboroughfunds.com">www.marlboroughfunds.com</a>
Fax number	01204 533045

Capital is at risk. The value and income from investments can go down as well as up and are not guaranteed. An investor may get back significantly less than they invest. Past performance is not a reliable indicator of current or future performance and should not be the sole factor considered when selecting funds.

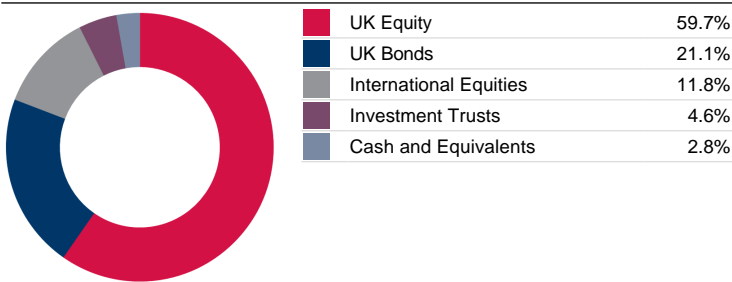
Performance data is sourced by Morningstar and is calculated on a NAV-NAV basis, net of fees and reinvestment of all dividends and capital gains. The remaining data is sourced by Investment Fund Services Limited (IFSL).

Data accurate as of 02/10/2023.

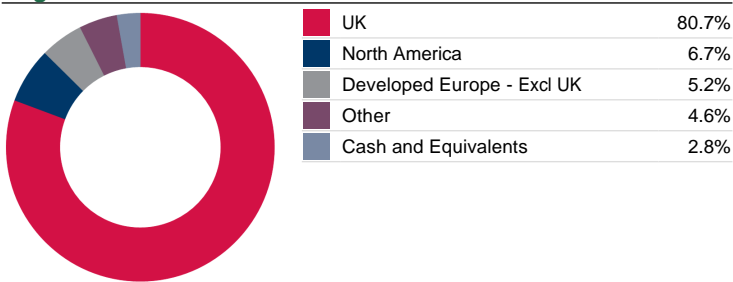
Top 10 Holdings

Name	% Weight	Country	Sector
1 3i Group Plc 3i Group Plc Ord GBP0.738636	3.9	United Kingdom	Financials
2 SHELL	3.4	United Kingdom	Energy
3 BAE SYSTEMS	3.2	United Kingdom	Industrials
4 UNILEVER	3.2	United Kingdom	Consumer Staples
5 RIO TINTO	2.7	United Kingdom	Basic Materials
6 SSE	2.7	United Kingdom	Utilities
7 Tesco 5.5% 2033	2.7	United Kingdom	Bonds
8 CRH	2.6	Ireland	Industrials
9 ASTRAZENECA	2.4	United Kingdom	Health Care
10 DIAGEO	2.3	United Kingdom	Consumer Staples

Asset Allocation



Regional Allocation



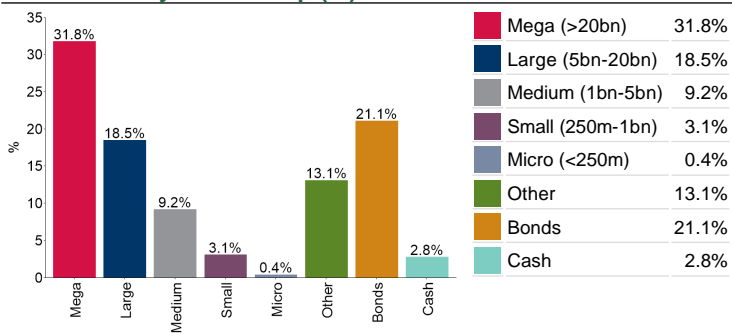
Industry Sector Breakdown

<b>Equities</b>		
Financials		20.5%
Industrials		13.9%
Health Care		7.8%
Utilities		6.9%
Energy		4.2%
Consumer Discretionary		3.9%
Basic Materials		2.7%
Telecommunications		0.9%
<b>Bonds</b>		
<b>Others</b>		
Non-Classified		21.0%
Consumer Staples		12.9%
Real Estate		2.5%
Cash and Equivalents		2.8%

Top Country Weightings

United Kingdom	80.8%
United States	6.7%
Ireland	2.6%
Switzerland	1.7%
France	0.8%
Other	4.6%
Cash	2.8%

Breakdown By Market Cap (%)



Data for the above tables is sourced by Investment Fund Services Limited (IFSL) and presented by Broadridge Financial Solutions Inc. Allocations are subject to change.

This fact sheet may also contain data provided by FTSE International Limited ("FTSE") © FTSE 2023. "FTSE®" is a trade mark of the London Stock Exchange Group companies and is used by FTSE International Limited under licence. All rights in the FTSE indices and / or FTSE ratings vest in FTSE and/or its licensors. Neither FTSE nor its licensors accept any liability for any errors or omissions in the FTSE indices and / or FTSE ratings or underlying data. No further distribution of FTSE Data is permitted without FTSE's express written consent.

Capital is at risk. The value and income from investments can go down as well as up and are not guaranteed. An investor may get back significantly less than they invest. Past performance is not a reliable indicator of current or future performance and should not be the sole factor considered when selecting funds. The Fund will be exposed to stock markets and market conditions can change rapidly. Prices can move irrationally and be affected unpredictably by diverse factors, including political and economic events. The Fund has exposure to bonds, the prices of which will be impacted by factors including; changes in interest rates, inflation expectations and perceived credit quality. When interest rates rise, bond values generally fall. This risk is generally greater for longer term bonds and for bonds with perceived lower credit quality. The Fund invests mainly in the UK therefore investments will be vulnerable to sentiment in that market which may strongly affect the value of the Fund. In certain market conditions some assets may be less predictable than usual. This may make it harder to sell at a desired price and/or in a timely manner. In extreme market conditions redemptions in the underlying funds or the Fund itself may be deferred or suspended. All or part of the fees and expenses may be charged to the capital of the Fund rather than being deducted from income. Future capital growth may be constrained as a result of this.

Dividends paid by companies are not guaranteed and can be cancelled, which may impact the Fund's ability to deliver an income to investors.

This document is provided for general information purposes only and is not personal advice to anyone to invest in any fund or product.

The Key Investor Information Documents and the Prospectuses for all funds are available, in English, free of charge and can be obtained directly using the contact details in the Group Details section. They can also be downloaded from [www.marlboroughfunds.com](http://www.marlboroughfunds.com). An investor must always read these before investing. Information taken from trade and other sources is believed to be reliable, although we don't represent this as accurate or complete and it shouldn't be relied upon as such. Calls may be recorded for training and monitoring purposes.

Issued by Marlborough Investment Management Limited, authorised and regulated by the Financial Conduct Authority (reference number 115231). Registered office: PO BOX 1852 Lichfield, Staffordshire, England, WS13 8XU. Registered in England No. 01947598.

Data accurate as of 02/10/2023.