

# abrdn Sterling Money Market Fund

I Inc GBP



29 February 2024

### Objective

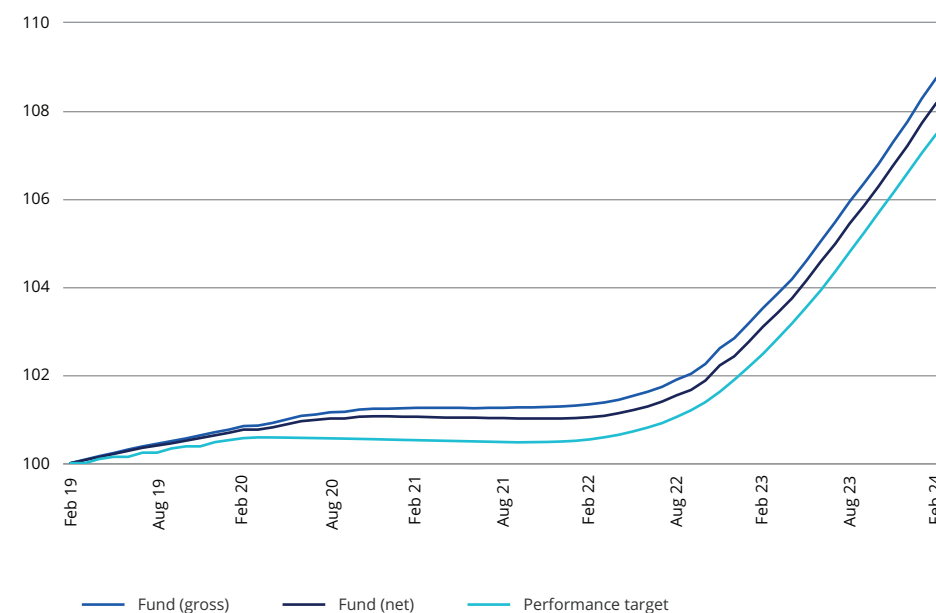
The fund aims to generate income and preserve some capital over the short term (2 years or less) by investing in cash deposits and money market instruments.

**Performance Target:** The fund targets a return equivalent to SONIA. There is no certainty or promise that the Performance Target will be achieved. SONIA is the Sterling Overnight Index Average and is the representative rate for the return on cash deposits.

### Portfolio securities

- The fund invests at least 80% in cash deposits and money market instruments (assets that can be turned into cash quickly).
- The fund may also invest in reverse repos, securitisations and asset-backed commercial paper.
- The fund may also invest in other funds (including those managed by abrdn).
- The fund qualifies as a money-market fund (MMF) under the MMF Regulation and more specifically as a Standard Variable Net Asset Value (VNAV) MMF.

### Performance



### Cumulative and annualised performance

	1 month	6 months	Year to date	1 year	3 years (p.a.)	5 years (p.a.)
Fund (gross) (%)	0.43	2.65	0.92	5.02	2.39	1.68
Fund (net) (%)	0.42	2.60	0.90	4.92	2.29	1.58
Performance target (%)	0.40	2.55	0.83	4.87	2.26	1.45

### Discrete annual returns - year to 29/2

	2024	2023	2022	2021	2020
Fund (gross) (%)	5.02	2.14	0.07	0.40	0.87
Fund (net) (%)	4.92	2.04	-0.01	0.29	0.77
Performance target (%)	4.87	1.94	0.02	-0.05	0.57

Performance Data: Share Class I Inc.  
Benchmark history: Performance target – SONIA GBP from 01/10/2021. 1 Week GBP LIBID from 31/07/2007 to 30/09/2021  
Source: Lipper. Basis: Total Return, NAV to NAV, UK Net/Gross Income Reinvested.  
“Fund (Net)” refers to the actual unit price performance of the shareclass shown; “Fund(Gross)” adds back charges such as the annual management charge to present performance on the same basis as the performance target / performance comparator / portfolio constraining benchmark. These figures do not include the initial charge; if this is paid it will reduce performance from that shown.


**Past performance is not a guide to future returns and future returns are not guaranteed.**

### Key facts

Fund manager(s)	Ben Goodsell
Fund managers start date	01 July 2022
Fund launch date	09 August 1990
Share class launch date	03 September 2007
Authorised corporate director (ACD)	abrdn Fund Managers Limited
Fund size	£830.8m
Number of holdings	31
Performance target	SONIA GBP
Distribution frequency	Quarterly
Entry charge (up to) <sup>1</sup>	0.00%
Annual management charge	0.10%
Ongoing charge figure <sup>2</sup>	0.15%
Minimum initial investment	GBP 1,000,000
Fund type	OEIC
Valuation point	12:00 (UK time)
Base currency	GBP
Sedol	B1C4244
ISIN	GB00B1C42449
Bloomberg	ABCSHCLN
Citicode	A6F3
Reuters	LP65095313
Domicile	United Kingdom

WAM and WAL are Weighted Average Maturity and Weighted Average Life.

### Risk and reward profile



This indicator reflects the volatility of the fund's share price. See the relevant UCITS Key Investor Information Document (KIID) or PRIIPs Key Information Document (KID) for details

### Key risks

- The value of investments and the income from them can fall and investors may get back less than the amount invested.
- Money Markets Fund Risk - The fund price and liquidity is not guaranteed and the risk of loss is borne by the investor. An investment in the fund is different from an investment in bank deposits because the value of the investment may fluctuate, for example, due to counterparty default or changes in interest rates.
- Interest Rate Risk - The fund invests in securities which can be subject to price fluctuation for a variety of reasons including changes in interest rates or inflation expectations.
- Credit Risk - The fund invests in securities which are subject to the risk that the issuer may default on interest or capital payments.

Management process

- The management team use their discretion (active management) to maintain a diverse asset mix at country, sector and company level.
- The fund is managed in line with the MMF Regulation which is used as a reference for portfolio management and risk monitoring of the fund. For example, constraints include limits on the average maturity of the portfolio.

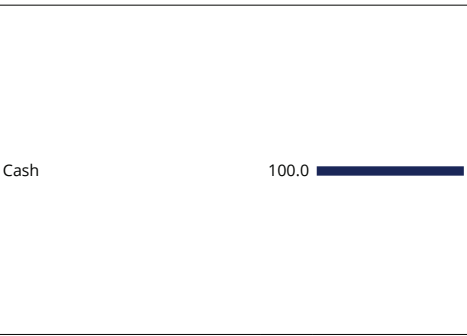
Top Ten Holdings

Mizuho Bank Ltd	3.8
Sumitomo Mitsui Trust Bank Ltd (London)	3.8
Bred Banque Populaire (Paris)	3.0
First Abu Dhabi Bank (United Arab Emirates)	2.4
Euroclear Bank Sa (Belgium)	2.4
Societe Generale (London)	1.9
Credit Agricole Corp Inv Bank (London)	1.8
Mufg Bank Ltd (Tokyo)	1.8
Barclays Bank Plc (London)	1.8
Ing Bank N.V. (Amsterdam)	1.8
Assets in top ten holdings	24.6

Source : abrdn 29/02/2024

Figures may not always sum to 100 due to rounding.

Sector (%)



(e) Derivatives Risk - The use of derivatives may involve additional liquidity, credit and counterparty risks. In some cases the risk of loss from derivatives may be increased where a small change in the value of the underlying investment may have a larger impact on the value of the derivative.

Risk stats

Alpha^	0.06
Benchmark Volatility (SD)^	0.59
Beta^	1.00
Fund Volatility (SD)^	0.60
Information Ratio^	0.51
R-Squared^	0.97
Sharpe Ratio^	0.02
Tracking Error^	0.11

Source : abrdn. ^ Three year annualised.

Derivative usage

- The fund may use derivatives to reduce risk, reduce cost and/ or generate additional income or growth consistent with the risk profile of the fund.
- Derivatives are linked to the value of other assets. In other words, they derive their price from one or more underlying asset.
- Derivatives include instruments used to manage expected changes in interest rates.

---

To help you understand this fund and for a full explanation of risks and the overall risk profile of this fund and the shareclasses within it, please refer to the Key Investor Information Documents and Prospectus which are available on our website [www.abrdn.com](http://www.abrdn.com) The Prospectus also contains a glossary of key terms used in this document.

<sup>1</sup>These are the maximum charges that we might take out of your money before it is invested. In some cases, the charges may be less and you should speak to your financial advisor about this.

<sup>2</sup>The Ongoing Charge Figure (OCF), is the overall cost shown as a percentage of the value of the assets of the fund. It is made up of the Annual Management Charge (AMC) of 0.10% and other charges. It does not include any initial charges or the cost of buying and selling stocks for the fund. The Ongoing Charges figure can help you compare the annual operating expenses of different funds.

---

The fund is a sub-fund of abrdn OEIC I, an authorised open-ended investment company (OEIC).

The information contained in this document should not be considered as an offer, solicitation or investment recommendation to deal in the shares of any securities or financial instruments. It is not intended for distribution or use by any person or entity who is a citizen or resident of or located in any jurisdiction where such distribution, publication or use would be prohibited.

Nothing herein constitutes investment, legal, tax or other advice and is not to be relied upon in making an investment or other decision. No recommendation is made, positive or otherwise, regarding individual securities mentioned. This is not an invitation to subscribe for shares in the fund and is by way of information only.

Subscriptions will only be received and shares issued on the basis of the current Prospectus, relevant Key Investor Information Document (KIID) and Supplementary Information Document (SID) for the fund. These can be obtained free of charge from abrdn Fund Managers Limited, PO Box 9029, Chelmsford, CM99 2WJ or available on [www.abrdn.com](http://www.abrdn.com).

Any data contained herein which is attributed to a third party ("Third Party Data") is the property of (a) third party supplier(s) (the "Owner") and is licensed for use by abrdn\*. Third Party Data may not be copied or distributed. Third Party Data is provided "as is" and is not warranted to be accurate, complete or timely. To the extent permitted by applicable law, none of the Owner, abrdn\* or any other third party (including any third party involved in providing and/or compiling Third Party Data) shall have any liability for Third Party Data or for any use made of Third Party Data. Neither the Owner nor any other third party sponsors, endorses or promotes the fund or product to which Third Party Data relates.

\* abrdn means the relevant member of abrdn group, being abrdn plc together with its subsidiaries, subsidiary undertakings and associated companies (whether direct or indirect) from time to time.

**United Kingdom (UK):** Issued by abrdn Fund Managers Limited, registered in England and Wales (740118) at 280 Bishopsgate, London EC2M 4AG. Authorised and regulated by the Financial Conduct Authority in the UK.