

Allianz Global Artificial Intelligence - PT - GBP

Fund for international equities from the "artificial intelligence" area



Morningstar Rating™ ¹

★ ★ ★ Ratings as of 01/31/2024

Investment Objective

The fund invests a minimum of 70% of assets in the shares of international companies that have at least some operations or relations in the area of "artificial intelligence" (intelligence exhibited by machines). Its investment objective is to attain long-term capital growth.

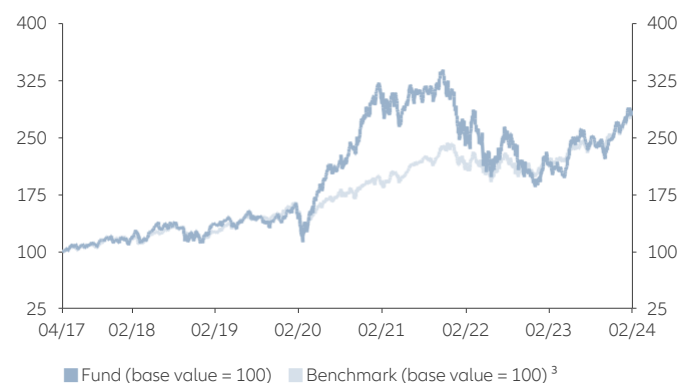


Fund Manager

Sebastian Thomas
(since 03/31/2017)

Performance

Since Inception ²



Annual Performance (%) ²

	Fund	Benchmark ³
04/26/2017 - 02/28/2018	20.06	17.91
02/28/2018 - 02/28/2019	12.89	5.38
02/28/2019 - 02/29/2020	5.00	17.89
02/29/2020 - 02/28/2021	106.71	28.33
02/28/2021 - 02/28/2022	-12.84	14.93
02/28/2022 - 02/28/2023	-17.23	-0.68
02/28/2023 - 02/29/2024	33.24	31.99

Performance History (%) ²

	YTD	1M	3M	6M	1Y	3Y	3Y p.a.	5Y	5Y p.a.	S. Inc.	S. Inc. p.a.	2019	2020	2021	2022	2023
Fund	4.26	3.37	13.45	14.69	33.24	-3.87	-1.31	108.65	15.85	182.78	16.40	26.04	95.56	10.23	-38.42	42.39
Benchmark ³	8.48	5.93	12.62	16.47	31.99	50.67	14.64	127.94	17.91	183.22	16.43	31.49	25.45	25.34	-15.25	29.41

Past performance does not predict future returns.

Key Information

ISIN / German security no.	LU1597246385 / A2D PXQ
Bloomberg Ticker / Reuters Ticker	ALGAIPT LX / ALLIANZGI01
Sedol / MEX ID	BDHSN20
Benchmark ³	50% MSCI AC World (ACWI) Total Return Net + 50% MSCI World Information Technology Total Return Net (in GBP)
EU SFDR Category ⁴	Article 8
Management company	Allianz Global Investors GmbH, Luxembourg
Investment manager	Voya Investment Management Co. LLC
Custodian bank	State Street Bank International GmbH - Luxembourg branch
Launch date	04/26/2017
Net assets	7,301.70 mn. EUR
Share class volume	20.99 mn. GBP
Financial year end	9/30/
Min. investment (prospectus)	3,000,000 GBP
Registered for sale in	AE, AT, BG, BH, BW, CH, CY, CZ, DE, DK, FI, FR, GB, GR, HK, HR, KR, LU, MO, NL, NO, SE, SG, SK
Number of Holdings	69

Fee Structure

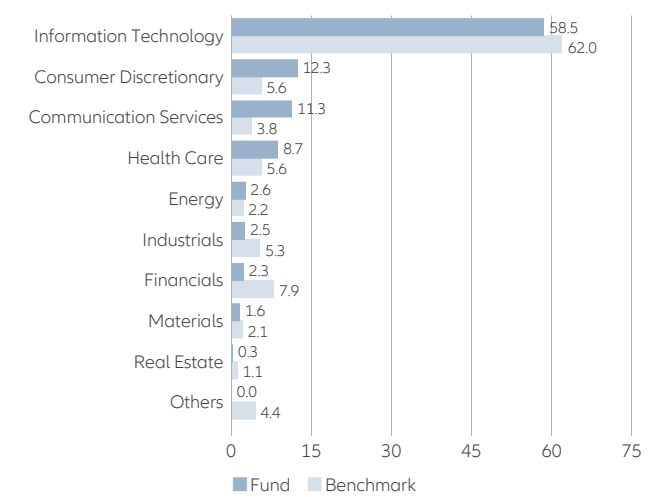
Front-end load (%) ⁵	currently 0.00 (max. 2.00)
All-in fee in % p.a. ⁵	currently 1.08 (max. 1.50)
TER (%) ⁶	1.13
Additional performance fee (%)	0.00

Risk/ Return Ratios

	3 Years	5 Years
Alpha (%)	-15.95	-2.07
Beta	1.34	1.27
Coefficient of correlation	0.76	0.76
Information ratio	-0.90	-0.12
Sharpe ratio ⁷	-0.15	0.55
Treynor ratio	-2.98	11.09
Tracking error (%)	17.69	17.19
Volatility (%) ⁸	26.03	25.63
Dividend yield (%) ⁹	0.48	

Portfolio Structure ¹⁰

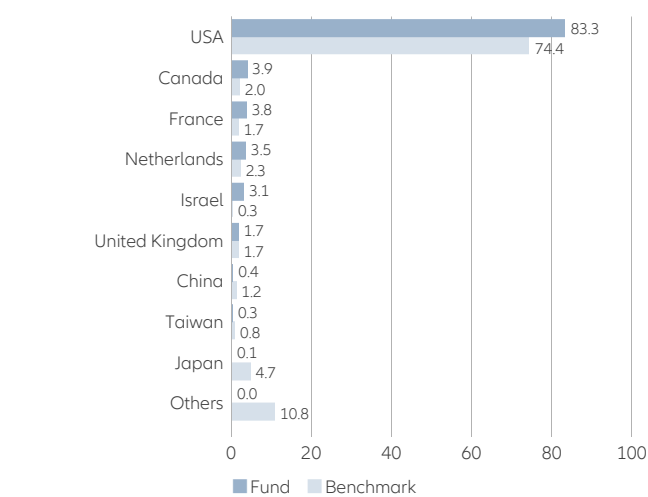
Sector Breakdown (%)



Top 10 Holdings (%)

NVIDIA CORP	4.53
TESLA INC	4.21
ALPHABET INC-CL A	3.57
META PLATFORMS INC-CLASS A	3.39
SHOPIFY INC - CLASS A	3.25
AMAZON.COM INC	3.11
ON SEMICONDUCTOR	3.01
MONDAY.COM LTD	2.91
ELASTIC NV	2.86
TWILIO INC - A	2.83
Total	33.67

Country/Location Breakdown (%) ¹¹



Opportunities

- + High return potential of stocks in the long run
- + Investments specifically in the artificial intelligence area
- + Currency gains possible
- + Broad diversification across numerous securities
- + Possible extra returns through single security analysis and active management

Risks

- High volatility of stocks, losses possible. The volatility of fund unit prices may be strongly increased.
- Underperformance of the investment theme possible
- Currency losses possible
- Limited participation in the yield potential of single securities
- Success of single security analysis and active management not guaranteed

- 1) © 2007 Morningstar, Inc., all rights reserved. The information given here: (1) is protected by copyright for Morningstar and/or its content providers; (2) may not be reproduced or distributed; and (3) is not guaranteed to be accurate, complete or up-to-date. Morningstar and its content providers assume no responsibility for any losses or damage that result from any use of the information provided. Past performance is not a guarantee of future results. To determine the Morningstar Rating, funds of a comparable group in issue for at least three years are considered. The long-term performance serves as a basis, taking into account fees and risk. As a result, the funds are awarded stars, which are calculated monthly: Top 10%: 5 stars; next 22.5%: 4 stars; middle 35%: 3 stars; next 22.5%: 2 stars; flop 10%: 1 star. A ranking, rating or award is not an indicator of future performance and is subject to change over time.
- 2) Calculated at the net asset value, excl. front-end load, distributions reinvested. Calculation according to method as defined by BVI, the German Fund Companies Association. **The applicable front-end load is deducted from the capital invested and the indicated performance, otherwise performance is calculated net of annual fees. Regarding abbreviations in the table heading; p.a. means Per Annum, s.inc means Since Inception.**
- 3) Benchmark history: until 31/12/2017 MSCI WORLD INFORMATION TECHNOLOGY INDEX TOTAL RETURN (NET) IN GBP
- 4) SFDR: EU Sustainable Finance Disclosure Regulation. Information accurate at time of publishing.
- 5) If the acquisition of Fund units is subject to a sales charge, up to 100% of such sales charge may be collected by the distributor; the exact amount shall be mentioned by the distributor as part of the investment advisory process. This also applies to any payment by the Management Company of an ongoing distribution fee from the all-in fee to the distributor. The all-in fee includes the expenses previously called management, administration and distribution fees.
- 6) TER generally: Total cost (except transaction costs) charged to the fund during the last financial year. TER for funds-of-funds: The costs incurred by the fund itself (except transaction costs). Since the fund held other investment units ("target funds") in the reporting period, further costs, charges and fees may have been incurred at the level of the target fund.
- 7) The Sharpe ratio states the relationship between the return generated by the fund and the investment risk. The fund's excess return versus the risk-free market rate is compared to volatility. Negative values are not meaningful.
- 8) Volatility measures the fluctuation range of the fund's performance over a specified period of time.
- 9) The dividend yield corresponds to the expected dividend divided by the current price of the share, expressed as a percentage. (eDiv/share price) where: eDiv = product of the last dividend payment and the number of expected dividend payments per year (e.g. the expected dividend for a share with quarterly dividend payment corresponds to the dividend for the last quarter times four). The dividend yield depends both on the amount of the dividend and the current price of the share. Both these key variables may be subject to constant change. The dividend yield is only a snapshot based on the current amount of the dividend and the current share price; **as a result, it is not suitable as an indicator of the future performance of an equity fund.**
- 10) This is for guidance only and not indicative of future allocation.
- 11) Weightings based on Country-of-Domicile.

Disclaimer

Investing involves risk. The value of an investment and the income from it may fall as well as rise and investors might not get back the full amount invested. Allianz Global Artificial Intelligence is a sub-fund of Allianz Global Investors Fund SICAV, an open-ended investment company with variable share capital organised under the laws of Luxembourg. The value of the units/shares which belong to the Unit/Share Classes of the Sub-Fund that are not denominated in the base currency may be subject to a strongly increased volatility. The volatility of other Unit/Share Classes may be different. Past performance does not predict future returns. If the currency in which the past performance is displayed differs from the currency of the country in which the investor resides, then the investor should be aware that due to the exchange rate fluctuations the performance shown may be higher or lower if converted into the investor's local currency. This is for information only and not to be construed as a solicitation or an invitation to make an offer, to conclude a contract, or to buy or sell any securities. The products or securities described herein may not be available for sale in all jurisdictions or to certain categories of investors. This is for distribution only as permitted by applicable law and in particular not available to residents and/or nationals of the USA. The investment opportunities described herein do not take into account the specific investment objectives, financial situation, knowledge, experience or specific needs of any particular person and are not guaranteed. The Management Company may decide to terminate the arrangements made for the marketing of its collective investment undertakings in accordance with applicable de-notification regulation. The

views and opinions expressed herein, which are subject to change without notice, are those of the issuer companies at the time of publication. The data used is derived from various sources, and assumed to be correct and reliable at the time of publication. The conditions of any underlying offer or contract that may have been, or will be, made or concluded, shall prevail. For a free copy of the sales prospectus, incorporation documents, daily fund prices, Key Investor Information Document, latest annual and semi-annual financial reports, contact the management company Allianz Global Investors GmbH in the fund's country of domicile, Luxembourg, or the issuer at the address indicated below or regulatory.allianzgi.com. Please read these documents, which are solely binding, carefully before investing. This is a marketing communication issued by Allianz Global Investors UK Limited, 199 Bishopsgate, London, EC2M 3TY, www.allianzglobalinvestors.co.uk. Allianz Global Investors UK Limited, company number 11516839, is authorised and regulated by the Financial Conduct Authority. Details about the extent of our regulation are available from us on request and on the Financial Conduct Authority's website (www.fca.org.uk). For a free copy of the sales prospectus, incorporation documents, daily fund prices, Key Investor Information Document, latest annual and semi-annual financial reports, contact the issuer at the address indicated below or regulatory.allianzgi.com. Please read these documents, which are solely binding, carefully before investing. The duplication, publication, or transmission of the contents, irrespective of the form, is not permitted; except for the case of explicit permission by Allianz Global Investors GmbH.