

Fidelity UCITS II ICAV

Fidelity MSCI World Index Fund GBP P Acc (Hedged)

31 03 2024

Product Features

- Designed for investors looking for market cap weighted equity index exposure.
- Invested in a diversified portfolio of companies with returns hedged to the base currency of the shareclass.
- Provides direct exposure to companies across developed market countries.

Product Risks

- Investment return is not guaranteed. Investors may get back less than the amount originally invested.
- The fund tracks an equity index and as a result the value of the fund may go down as well as up.
- Investment in the fund carries a degree of risk including those described in the Prospectus.

Fund Facts

Fund Asset Class	Equity
Index Name	MSCI World Index
Fund Base Currency	USD
Share Class Base Currency	GBP
Share Class Inception	21 06 2018
ISIN	IE00BYX5P487
Share Class Ongoing Charges Figure	0.22%
Fund Domicile	Ireland
Fund Net Assets (m)	USD 932.76
Share Class Net Assets (m)	GBP 140.46
Share Class Shares Outstanding	16,251,104
Share Class Use of Income	Accumulating
Fund Legal Structure	ICAV II
Fund Management Approach	Passive
Fund UCITS Compliant	Yes
UCITS eligible	Yes
Fund Management Company	FIL Investment Management (Luxembourg) S.A.
Fund Custodian	Brown Brothers Harriman Fund Administration Services (Ireland) Limited
Fund Administrator & Transfer Agent	Brown Brothers Harriman Fund Administration Services (Ireland) Limited

As standard, Fidelity aims to meet all applicable tax reporting requirements for all Funds within the umbrella. Applications are made throughout the year depending on the time scale required by each applicable local tax authority of the relevant country that the fund is registered in.

Investment Objective

The fund's objective is to provide investors with a total return, taking into account both capital and income returns, which reflects, before fees and expenses, the return of the MSCI World Index. Sustainability Risks are not currently integrated for this fund as the integration of Sustainability Risks is not part of the Index methodology. For currency hedged share classes, the return will be hedged to the base currency of the relevant share class. For full details of the objectives please refer to the Key Information Document (KID) and the Prospectus.

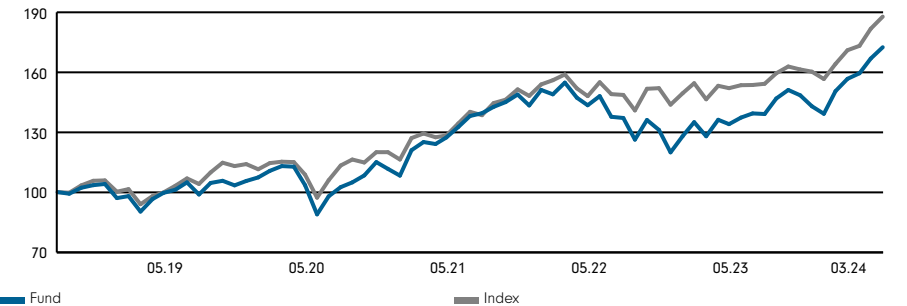
12 Month Performance Periods % (GBP)

	03.2014	03.2015	03.2016	03.2017	03.2018	03.2019	03.2020	03.2021	03.2022	03.2023	03.2024
Fund	n/a	n/a	n/a	n/a	n/a	-12.3	49.6	11.7	-7.2	25.7	
Index	n/a	n/a	n/a	n/a	n/a	-5.8	38.4	15.4	-1.0	22.5	

Calendar Year Performance (GBP)

	2023	2022	2021	2020	2019	2018	2017	2016	2015	2014
Fund	22.57	-17.39	23.84	10.75	25.37	-	-	-	-	-
Index	16.81	-7.83	22.94	12.32	22.74	-	-	-	-	-

Cumulative Performance



Index Information

Index Provider	MSCI
Rebalance Frequency	Quarterly
Index Ticker	NDDUWI

Index Description

The Index is designed to reflect the performance of large and mid-capitalisation companies across developed market countries which comply with MSCI's size, liquidity and free float criteria. These criteria are designed to identify those companies whose securities make up 85% of the publically traded market (i.e., the large and mid-capitalisation companies). Full details of the criteria are available on the index provider's website at <https://www.msci.com/index-methodology>.

Important Information:

Before investing you should read the Key Information Document (KID). The value of investments and any income from them may go down as well as up and an investor may not get back the amount invested. Where an investor's own currency is different to the currency of the fund's investments, the fund's returns can be affected by fluctuations in currency exchange rates. The use of financial derivative instruments may result in increased gains or losses within the fund. Funds are subject to charges and expenses. Charges and expenses reduce the potential growth of your investment. This means you could get back less than you paid in. The costs may increase or decrease as a result of currency and exchange rate fluctuations. Please refer to the Prospectus and KID of the fund before making any final investment decisions. When referring to sustainability-related aspects of a promoted fund, the decision to invest should take into account all characteristics or objectives of the promoted fund as detailed in the prospectus.

# Fidelity MSCI World Index Fund GBP P Acc (Hedged)

31 03 2024

## Risk and Reward Profile

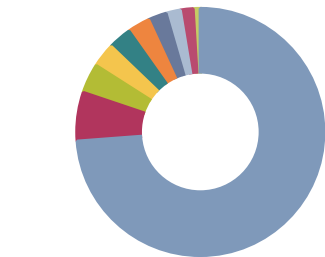


- Historical data may not be a reliable indication for the future.
- The risk category shown is not guaranteed and may change over time.
- The lowest category does not mean a "risk free" investment.
- The risk and reward profile is classified by the level of historical fluctuation of the Net Asset Values of the share class, and within this classification, categories 1-2 indicate a low level of historical fluctuations, 3-5 a medium level and 6-7 a high level.
- The value of your investment may fall as well as rise and you may get back less than you originally invested.
- Movements in currency exchange rates can adversely affect the return of your investment. Currency hedging may be used to minimise the effect of this but may not always be successful.

### Top 10 Holdings (%)

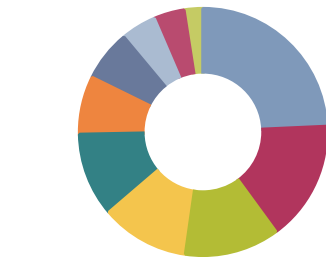
Security Names	Fund Weight
Microsoft Corp	4.5
Apple Inc	3.8
NVIDIA Corp	3.4
Amazon.com Inc	2.5
Meta Platforms Inc Class A	1.6
Alphabet Inc Class A	1.4
Alphabet Inc Class C	1.2
Eli Lilly and Co	1.0
Broadcom Inc	0.9
JPMorgan Chase & Co	0.9

### Geographical Exposure Top 10 (%)



	Fund	Index
United States of America	70.7	70.7
Japan	6.1	6.1
United Kingdom	3.7	3.7
Canada	3.0	3.0
France	2.9	2.9
Switzerland	2.8	2.8
Germany	2.3	2.3
Australia	1.8	1.8
Netherlands	1.6	1.6
Denmark	0.9	0.9

### Sector Exposure Top 10 (%)



	Fund	Index
Information Technology	23.7	23.7
Financials	15.3	15.3
Healthcare	12.0	12.0
Industrials	11.2	11.2
Consumer Discretionary	10.7	10.7
Telecommunication Services	7.4	7.4
Consumer Staples	6.5	6.5
Energy	4.5	4.5
Materials	3.9	3.9
Utilities	2.4	2.4

## GLOSSARY

**Distribution Yield:** The distribution yield represents the ratio of distributed income over the last 12 months to the fund's Net Asset Value as per the date of the factsheet.

**Ongoing Charges Figure:** Measure of total costs associated with managing and operating the fund. The Ongoing Charges Figure consists of expenses such as administrator fees and auditor fees as well as other operating costs. It excludes performance fees (where applicable) and portfolio transaction costs. It is expressed as a percentage of the net asset value of the fund.

### Important Information

Fidelity only offers information on products and services and does not provide investment advice based on individual circumstances, other than when specifically stipulated by an appropriately authorised firm, in a formal communication with the client.

Fidelity International refers to the group of companies which form the global investment management organisation that provides information on products and services in designated jurisdictions outside of North America. This communication is not directed at, and must not be acted upon by persons inside the United States and is otherwise only directed at persons residing in jurisdictions where the relevant funds are authorised for distribution or where no such authorisation is required.

Unless otherwise stated all products and services are provided by Fidelity International, and all views expressed are those of Fidelity International. Fidelity, Fidelity International, the Fidelity International logo and F symbol are registered trademarks of FIL Limited.

Fidelity UCITS II ICAV is registered in Ireland pursuant to the Irish Collective Asset-management Vehicles Act 2015 and is authorised by the Central Bank of Ireland as a UCITS. The relevant prospectus supplement will specify and describe the strategy the applicable sub-fund intends to use and provide details of where information on the Index tracked by that sub-fund may be obtained.

The fund/s described herein is/are indexed to an MSCI index. The Index is designed to reflect the performance of large and mid-capitalisation companies which comply with MSCI's size, liquidity and free float criteria. These criteria are designed to identify those companies whose securities make up 85% of the publically traded market. The funds or securities referred to herein are not sponsored, endorsed, or promoted by MSCI, and MSCI bears no liability with respect to any such funds or securities or any index on which the funds or securities are based. The prospectus and relevant supplement contains a more detailed description of the limited relationship MSCI has with Fidelity and any related funds. For more information on the Index, please refer to the publically available information on the index provider's website at <https://www.msci.com/index-methodology>.

Data Source - © 2020 Morningstar, Inc. All Rights Reserved. The information contained herein:

(1) is proprietary to Morningstar and/or its content providers;

(2) may not be copied or distributed; and

(3) is not warranted to be accurate, complete or timely. Neither Morningstar nor its content providers are responsible for any damages or losses arising from any use of this information.

FIL investment Management (Luxembourg) S.A. reserves the right to terminate the arrangements made for the marketing of the sub-fund and/ or its shares in accordance with Article 93a of Directive 2009/65/EC and Article 32a of Directive 2011/61/EU. Prior notice of this cessation will be made in Ireland.

**Czech Republic:** We recommend that you obtain detailed information before taking any investment decision on the basis of the current prospectus (in English) and KID (key information document), available in English and Czech along with the current annual and semi-annual reports free of charge through <https://www.fidelityinternational.com>, from our paying agent UniCredit Bank Czech Republic a.s., Zeletavska 1525/1, 14092 Prag 4 - Michle, Czech Republic. Issued by FIL (Luxembourg) S.A., authorised and supervised by the CSSF (Commission de Surveillance du Secteur Financier). Investors/ potential investors can obtain information on their respective rights regarding complaints and litigation on the following link: [www.fidelity.cz](http://www.fidelity.cz) in Czech.

**United Kingdom:** We recommend that you obtain detailed information before taking any investment decision on the basis of the current prospectus (in English) and KID (key information document), available in English along with the current annual and semi-annual reports free of charge through <https://www.fidelityinternational.com>. Please note that not all funds in the ICAV fund range are suitable for UK investors and tax advice should be sought before investing. Fidelity UCITS II ICAV is recognised under section 264 of the Financial Services and Markets Act 2000. Investors should note that loss caused by such recognised funds will not be covered by the provisions of the Financial Services Compensation Scheme (or by any similar scheme in Ireland) if the fund is unable to meet its obligations, however claims for loss in regard to such recognised funds against a Financial Conduct Authority authorised firm such as Fidelity will be. Investors/ potential investors can obtain information on their respective rights regarding complaints and litigation on the following link: <https://www.fidelity.co.uk> in English. Issued by FIL Pensions Management, authorised and regulated by the Financial Conduct Authority.

CL19066301