



29 February 2024

# Multi Asset Growth IV

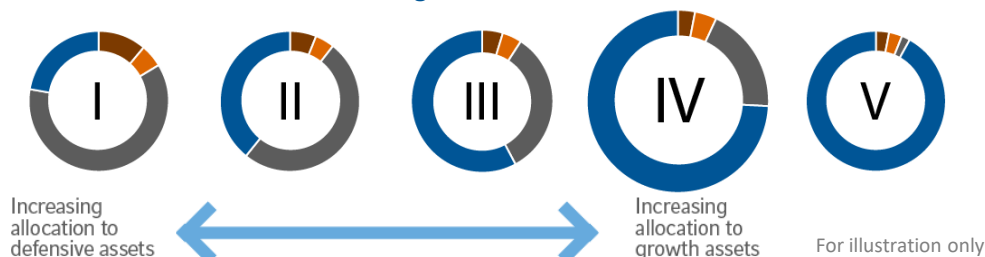


Portfolio Manager  
*Alain Zeitouni*

Russell Investment's Multi-Asset Strategies Team comprises over 50 experienced professionals, including portfolio managers, researchers, portfolio analysts, and strategists in Russell Investments offices around the globe. This team focuses on total client outcomes, including all major asset classes in their solutions. They identify areas of the market offering attractive valuations and growth potential with a reasonable level of risk and research strategies and managers to exploit these pockets of value.

The Fund aims to achieve capital appreciation over the long term. Capital invested in the Fund is at risk and there is no guarantee that the investment objective will be met. The Fund may invest up to 90% of the scheme property in riskier assets providing potential for more aggressive growth, such as equities, indirect exposure to listed real estate, listed infrastructure and commodities. The Fund may use currency hedging techniques to reduce exposure to currencies other than Sterling. The fund utilises both active management and passive strategies in its implementation.

## The Multi Asset Growth Funds Range



### What happened this month

The Fund delivered a positive return in February. Global equity markets rallied over the month, driven by strong corporate earnings and resilient growth. In contrast, fixed income markets came under pressure amid a surprise uptick in inflation and a pushback by central banks on imminent rate cuts. China rebounded following the government's supportive measures and cuts to the loan prime rate by banks. In this market environment, the performance of our large exposure to equities was additive. Within the asset class, US equities were boosted by strong corporate earnings of technology companies like Nvidia, while emerging markets bounced back following the Chinese government's efforts to support the country's struggling equity market. In contrast, UK stocks lagged other markets due to its defensive nature and low technology weight. Our active management within equities was rewarded with strong excess returns from the UK Equity Fund, Japan Equity Fund and the Emerging Markets Equity Fund. Our convertible bonds exposure was also beneficial due to their sensitivity to equities. Our small allocation to listed infrastructure and listed real estate was positive, but lagged global equities given the higher rates environment and the continued pushback on rate cuts. Our small exposure to commodities was unhelpful due to a sharp decline in natural gas prices.

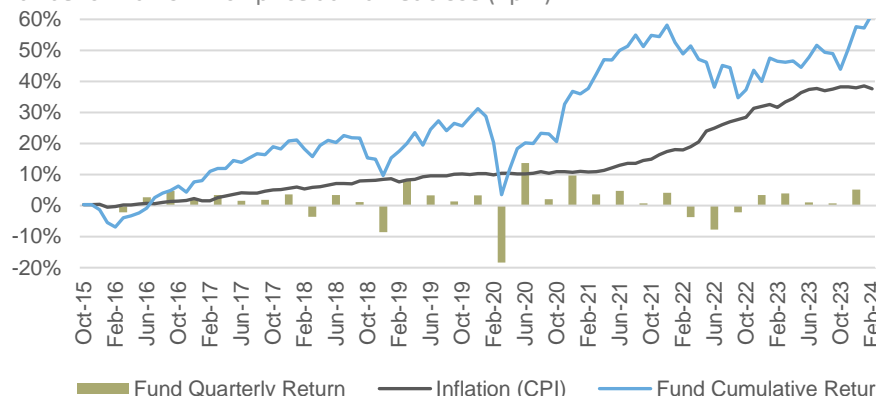
### Performance Review

Fund Name	1 Month	6 Months	1 Year	2 Years	3 Years	Since Inception (PA)	29/02/24-28/02/23	28/02/23-28/02/22	28/02/22-28/02/21	28/02/21-29/02/20	29/02/20-28/02/19
-----------	---------	----------	--------	---------	---------	----------------------	-------------------	-------------------	-------------------	-------------------	-------------------

<b>Fund facts</b>	Multi Asset Growth IV (C Acc)
<b>Inception Date</b>	23rd November 2015
<b>ISIN (SEDOL)</b>	GB00(BYXJKS9)1
<b>Ongoing Charge</b>	0.67% (31/05/2022)
<b>Minimum Investment</b>	£1,000 initial, £500 subsequent
<b>Currency</b>	GBP
<b>Distribution Date</b>	28 February

The Fund does not have a benchmark. The Fund has a flexible allocation between equity and fixed income investments, meaning that there is no index or sector that would be an appropriate comparator. The Fund is risk-rated by a risk-rating service provided by Synaptic Software Limited ("Synaptic Risk Ratings"). For further details please see: <https://www.synaptic.co.uk/research-tools/synaptic-risk> Synaptic Risk Ratings associates a fund's returns with a particular level of risk and enables comparison between funds which are managed on a similar basis. The risk profile allocated to a fund by Synaptic Risk Ratings will depend on the allocation of the fund's assets to riskier assets. The higher the fund's allocation to riskier assets the more risky the fund. This Fund may invest up to 90% of the scheme property in riskier assets.

The fund is priced at market open (7am) so Fund prices have been moved a day later with benchmarks which price at market close (7pm).

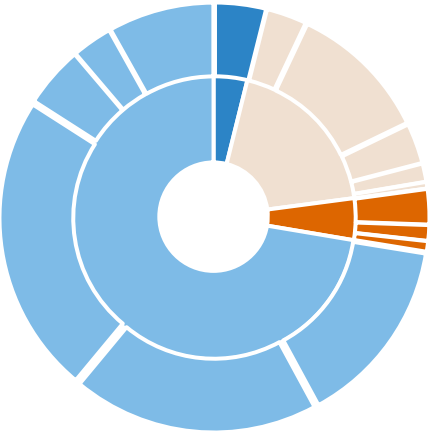


Source: Russell Investments. As at 29 February 2024. Returns in GBP, net of C Class Fees. Past Performance is not a guide to future performance.

29 February 2024

# Multi Asset Growth IV (continued)

## Current Fund Allocation



## Portfolio Statistics

	Fund
Volatility (Since Inception)*	9.6%
Highest One-Year Return	31.7%
Lowest One-Year Return	-11.8%
Positive One-Year Returns	69.3%
Current Yield	1.4%
Fund Size	£39.7m

Cash	0.9%	<b>Cash</b>	<b>0.9%</b>
Investment Grade	5.9%	<b>Fixed Income</b>	<b>20.9%</b>
Government Bonds	11.1%		
High Yield	2.7%		
Convertible Debt	1.1%		
Alternative Credit	0.1%		
EMD	0.0%		
Real Estate	4.1%	<b>Real Assets</b>	<b>5.0%</b>
Infrastructure	0.0%		
Commodities	0.9%		
Global Equities	13.9%	<b>Equities</b>	<b>73.3%</b>
US	21.5%		
UK	20.9%		
Pan Europe ex UK	4.9%		
Japan	2.8%		
Emerging Equity	9.3%		

Source: Russell Investments. Data correct as at 29 February 2024.  
Total may not add up to 100% due to rounding.

Source: Russell Investments, as at 29 February 2024.  
Any past performance is not necessarily a guide to future performance.  
\*Volatility describes the extent to which the funds' return has fluctuated over time