

7IM Real Return Fund

As at 31 July 2019

SEVEN 
Investment Management

INVESTMENT OBJECTIVE

The investment objective of the Real Return fund is to seek growth in real terms over the medium to longer term. The fund will aim to provide a total return, net of fees, that exceeds UK inflation (as measured by Consumer Prices Index-All Items) by 2% on average over a rolling three year horizon.

INVESTMENT PROCESS

The Real Return Fund looks to deliver an inflation-beating return, whilst limiting sensitivity to equity price movements.

The investment process focusses on identifying the drivers of risks and returns and is not constrained to investing in traditional asset classes. The manager has freedom to allocate to any asset class, driven by where it perceives attractive risk-return trade-offs over the time horizon of any investment.

WHAT YOU NEED TO CONSIDER

In making your choice of investment you need to consider the level of risk you are prepared to take and how much you need to achieve over what time. In short, how much are you prepared to lose; are you a slow and steady investor or might you be comfortable taking more risk for the possibility of more return?

If you have a long time to grow your investments you might be able to ride out market ups and downs better than someone who needs their money in just 5 years.

Risk is however not the only factor to consider. You should also regularly reassess the suitability of your investments to ensure that they continue to meet your investment goals and suit your time horizon. And of course you must always remember that, there can be no guarantees; the value of investments may go up and down and you may get back less than you invested originally.

FUND PERFORMANCE*

Rolling Performance to 31/07/2019

	Last 6 Months	1 Year	2 Years	3 Years	4 Years	5 Years
C Accumulation	2.93%	2.29%	2.46%	11.24%	12.58%	23.90%
IA Sector	2.18%	0.44%	1.15%	4.83%	5.00%	9.31%

Discrete Performance

	Q2 2018 – Q2 2019	Q2 2017 – Q2 2018	Q2 2016 – Q2 2017	Q2 2015 – Q2 2016	Q2 2014 – Q2 2015
C Accumulation	1.26%	0.26%	13.65%	-4.02%	11.62%
IA Sector	0.43%	0.62%	4.26%	-0.15%	3.71%

Past performance is not a guide to the future.

Source: 7IM, Bloomberg and FE

* On 24 March 2016, the Fund changed from Non-UCITS (NURS) retails scheme to UCITS.

On 6 November 2017 the name of the fund changed from the 7IM Unconstrained Fund to the 7IM Real Return Fund.

KEY INFORMATION

Fund Managers	7IM – Investment Team
Launch Date	30 January 2012
Fund Size	£70.2m
IA Sector	IA Targeted Absolute Return
Initial Charge	0%
Yield	0.60%
XD Dates	1 June, 1 December
Distribution Dates	31 July, 31 January‡
Authorised Corporate Director	Seven Investment Management LLP
Base Currency	Sterling
Domicile	United Kingdom
Regulatory Structure	UCITS
Dealing Settlement	12:00 GMT
Dealing Frequency	Daily
C Accumulation	
ISIN	GB00B75MS619
Sedol	B75MS61
OCF (includes AMC)†	0.84% est. (Incl. 0.60% AMC)
Lump Sum Investment	From £1000
MiFID II Classification	Non-complex

The specific details of the funds including investment policy, charges and the particular risks associated with the funds are explained in the Key Investor Information Documentation (KIIDs) – a link to these is available via the 7IM website (www.7im.co.uk).

‡ Please allow up to 10 working days after the Distribution Date for dividends to be processed and applied to individual client accounts.

† Ongoing Charges Figure includes 7IM Annual Management Charge. Source: KIIDs 12/02/2019.

TARGET MARKET

7IM Real Return Fund may be suitable for those investors wanting to achieve capital growth over the medium to longer term by investing in a sub-fund that allows investment in a wide range of asset classes, regions, currencies and investment types.

www.7im.co.uk
 @7IM_Updates

For further details on 7IM, please call 020 7760 8777

7IM Real Return Fund




As at 31 July 2019


FUND AVAILABILITY AND RISK MAPPING

The 7IM funds are available via the majority of the major wraps, platforms and life and pension wrappers. Additionally, we have mapped our funds to a range of the most frequently used risk profiling tools. If you would like further information relating to either of these areas, please call us on 020 7760 8777. Our funds are rated by a number of research and rating firms.

Dynamic Planner



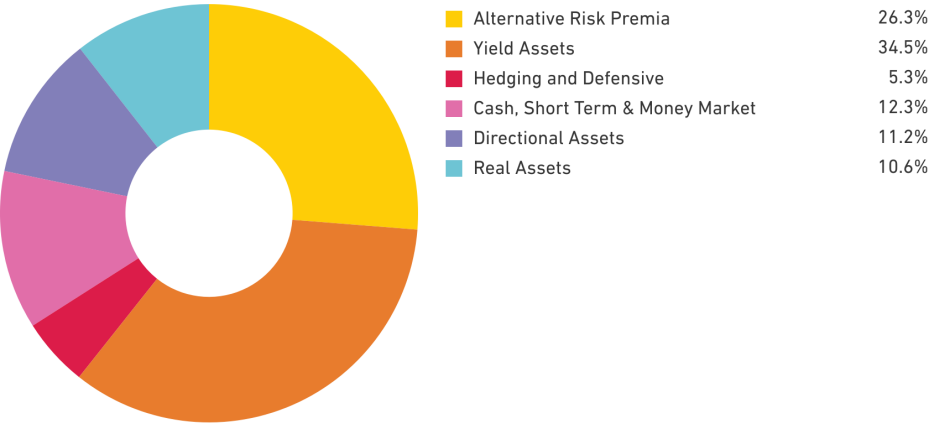
FinaMetrica



7IM's funds are mapped against a selection of third party risk profiling tools to assist advisers as part of suitability assessments for clients. Such tools are however only one aspect of an adviser's suitability process and other such as the clients' investment term / horizon and knowledge and experience should also be considered. The methodology of third party risk profiling tools is not endorsed by 7IM and individual fund risk profiling scores may not correspond precisely to the risk indicators in the 7IM fund literature.

ASSET ALLOCATION

This shows the current allocations to each asset class for this portfolio. Percentages are subject to rounding.



Source: 7IM

TOP TEN HOLDINGS

NN (L) MULTI ASSET FACTOR OPPS	7.6%
TWENTYFOUR AM MONUMENT BOND	6.3%
BLUEBAY FINANCIAL CAPITAL BOND	6.1%
US TREASURY 0.875% 15/02/47	5.5%
AQR MANAGED FUTURES	5.5%
NN GLOBAL CONVERTIBLE OPPORTUNITIES	5.4%
FAIR OAKS DYNAMIC CREDIT	5.3%
BARINGS EM DEBT BLENDED TOTAL RETURN	5.3%
SOURCE PHYSICAL GOLD	5.3%
MS US EQUITY VOLATILITY CERTIFICATE	4.8%
Total	57.1%

Source: 7IM