

7IM AAP Balanced Fund

As at 30 June 2020

7IM

INVESTMENT OBJECTIVE

The fund aims to provide a balance of income and capital growth.

INVESTMENT PROCESS

Our process begins with the formulation of a strategic asset allocation. This asset allocation is reviewed regularly based on our assessment of current economic, political and market conditions. These investment decisions are implemented predominantly with passive securities (i.e. those securities which are designed to track the performance of a particular index).

WHAT YOU NEED TO CONSIDER

Prior to investing, you need to consider the level of risk you are prepared to take, how much growth you want to achieve, and over what time period. If you have a long time to grow your investments you might be able to ride out market ups and downs better than someone who needs their money in just 5 years. You should regularly reassess the suitability of your investments to ensure that they continue to meet your investment goals and suit your time horizon. You should be aware that there can be no guarantees. The value of investments may go up and down and you may get back less than you invested originally.

TARGET MARKET

This fund is aimed at investors who have identified their own risk tolerance, using a financial adviser and/or a risk tolerance questionnaire, and understand the potential range of returns, in the majority of scenarios, which this fund may experience, with no guarantee. It should be considered a long term investment (at least five years) and is not appropriate for investors seeking guaranteed returns or no loss of capital over any time period.

FUND PERFORMANCE

Rolling Performance to 30/06/2020

	Last 6 Months	1 Year	2 Years	3 Years	4 Years	5 Years
C Accumulation	-1.03%	0.86%	2.71%	6.06%	17.49%	15.75%
Performance Comparator Benchmark	-4.07%	-0.63%	2.25%	4.74%	17.17%	19.35%

Discrete Performance

	Q2 2019 – Q2 2020	Q2 2018 – Q2 2019	Q2 2017 – Q2 2018	Q2 2016 – Q2 2017	Q2 2015 – Q2 2016
C Accumulation	0.86%	1.84%	3.25%	10.78%	-1.48%
Performance Comparator Benchmark	-0.63%	2.89%	2.44%	11.86%	1.87%

7IM funds are multi-asset and therefore the comparison with the IA Mixed Investment 20-60% Shares is offered as a guide only. Past performance is not a guide to the future.

Source: FE

PERFORMANCE COMPARATOR

The fund's performance may be compared to the IA Mixed Investment 20-60% Shares which has been chosen because it is representative of the fund's agreed risk profile and the type of assets in which it invests. It is therefore an appropriate comparator for the fund's performance.

FUND AVAILABILITY AND RISK MAPPING**

The 7IM funds are available via the majority of the major wraps, platforms and life and pension wrappers. Additionally, we have mapped our funds to a range of the most frequently used risk profiling tools. If you would like further information relating to either of these areas, please call us on 020 7760 8777. Our funds are rated by a number of research and rating firms.

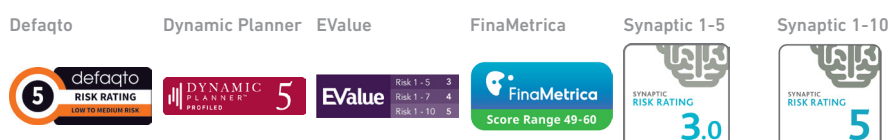
KEY INFORMATION

Fund Managers	7IM – Investment Team
Launch Date	28 March 2008
Fund Size	£1,117.3m
Performance Comparator Benchmark	IA Mixed Investment 20-60% Shares
Initial Charge	0%
Yield	1.60%
XD Dates	1 June, 1 December
Distribution Dates	31 July, 31 January†
Authorised Corporate Director	Seven Investment Management LLP
Base Currency	Sterling
Domicile	United Kingdom
Regulatory Structure	UCITS
Dealing Settlement	12:00 GMT
Dealing Frequency	Daily
Average Annual Guideline Return*	5.0%
C Accumulation	
ISIN	GB00B2PB3794
Sedol	B2PB379
C Income	
ISIN	GB00B2PB2V64
Sedol	B2PB2V6
OCF (includes AMC)†	0.65% (Incl. 0.50% AMC)
Lump Sum Investment	From £1000
MiFID II Classification	Non-complex

TOP TEN HOLDINGS

ISHARES OVERSEAS CORPORATE BOND FUND	15.6%
FTSE 100 IDX FUT SEP 20	12.5%
S&P500 EMINI FUT SEP 20	8.2%
MSCI EUROPE EX UK SEP 20	4.4%
ANGEL OAKS MULTI-STRATEGY	4.0%
MINI MSCI EMG MKT SEP 20	3.6%
TOPIX INX FUT SEP 20	3.4%
XAV HEALTH CARE SEP 20	3.2%
UBS STERLING CORPORATE BOND INDEX	3.2%
BLACKROCK GLOBAL PROPERTY SECURITIES	3.1%
Total	61.2%

Source: 7IM



FUND RATINGS



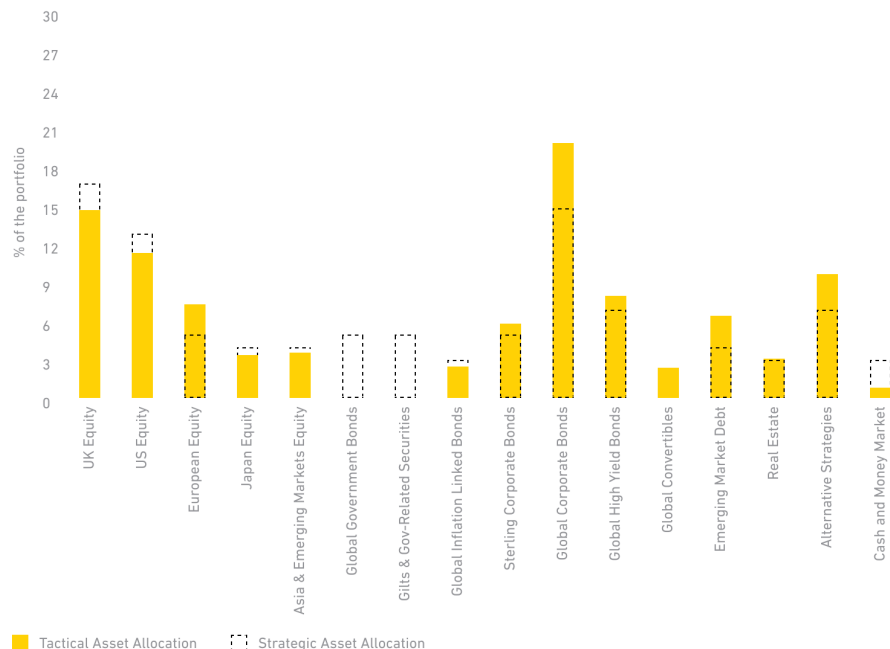
www.7im.co.uk
@7IM_Updates

7IM AAP Balanced Fund

As at 30 June 2020

TACTICAL ASSET ALLOCATION

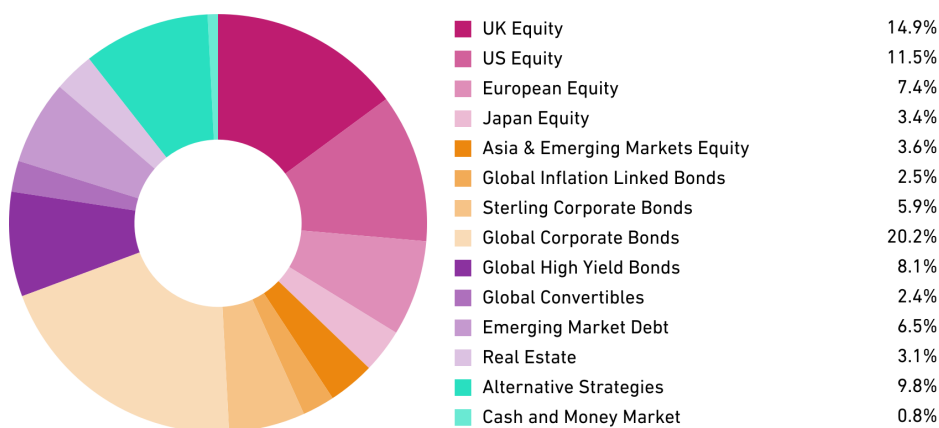
The fund's weighting against the portfolio manager's long term strategy neutral (strategic asset allocation) for a given level risk is shown below. The strategy neutral is the portfolio manager's assessment of the portfolio that will give a cautious investor the optimal balance of risk and return based upon long term returns data.



Source: 7IM

ASSET ALLOCATION

This shows the current allocations to each asset class for this portfolio. Percentages are subject to rounding.



Source: 7IM

IMPORTANT INFORMATION

The specific details of the funds including investment policy, charges and the particular risks associated with the funds are explained in the Prospectus and Key Investor Information Documentation (KIIDs) – a link to these is available via the 7IM website (www.7im.co.uk).

‡ Please allow up to 10 working days after the Distribution Date for dividends to be processed and applied to individual client accounts.

† Ongoing Charges Figure includes 7IM Annual Management Charge. Source: KIIDs 30/04/2020.

* The Average Annual Guideline Return (AAGR) is based on investments being held for a period of 5 years or longer. This data is based on long-term forecast asset class data. Forecast returns are not a reliable indicator of future performance. The AAGR is quoted gross of fees. If the AAGR is achieved, the return you actually receive will be lower, due to the effect of the fees and charges detailed in the Key Information section of this document, as well as any other fees payable to your Financial Adviser.

** 7IM's funds are mapped against a selection of third party risk profiling tools to assist advisers as part of suitability assessments for clients. Such tools are however only one aspect of an adviser's suitability process and other such as the clients' investment term / horizon and knowledge and experience should also be considered. The methodology of third party risk profiling tools is not endorsed by 7IM and individual fund risk profiling scores may not correspond precisely to the risk indicators in the 7IM fund literature.