



31 March 2024



Gill Lakin
Fund manager

EF Brompton Global Opportunities Fund

An EF Brompton Multi-Manager OEIC sub-fund

Investment objective

To achieve long-term capital growth with the flexibility to invest in all major asset classes.

Key facts

Fund size	£18.8 million
Launch date	8 November 2012
Launch price	100p
IA sector and benchmark	Flexible Investment
Base currency	Sterling
Valuation point	Noon

B Shares (Retail)

Price at 31/3/24	220.96p
Minimum investment	£1,000
Minimum top-up	£500
Minimum regular savings	£100
Investment management fee	0.75%
Initial charge	2%
Total expense ratio	1.56%

ACD admin charge	0.25%
Ex-dividend date	1 August
Income distribution date	30 September
Structure	OEIC sub-fund
Year end	31 July
B SEDOL code	B7MHLC6
B ISIN code	GB00B7MHLC66

Fund manager's commentary

Inflationary pressures eased but the Federal Reserve (Fed), Bank of England (BoE) and European Central Bank kept their official interest rates on hold, aiming to bring inflation sustainably to target. By contrast, the Bank of Japan tightened policy for the first time since 2007, ending Japan's negative interest rate era. Japanese stocks rose 3.42% in sterling. Within the EF Brompton Global Opportunities Fund, Man GLG Japan CoreAlpha and Nippon Active Value outperformed, up 5.78% and 5.33% respectively. Comgest Growth Japan lagged, rising only 2.74%, but Japan's monetary policy shift may produce a rotation in market leadership away from value stocks that benefitted from yen-weakness towards growth stocks. The Fed lifted its 2024 economic growth forecast from December's 1.2-1.7% to 2-2.4%. US stocks rose 3.36% in sterling, beating global stocks, up 3.33%, but technology stocks lagged, rising only 2.49%. Within the portfolio, Polar Capital Global Technology and the iShares Nasdaq 100 exchange-traded fund did worse, rising 0.64% and 1.33% respectively. Dimensional Global Targeted Value, a small cap investment that should benefit from changing equity market leadership, was added to the global allocation. The tech-lite UK stockmarket outperformed, up 4.71% as the BoE forecast economic recovery and inflation below 2% in the second quarter of 2024. All three of the portfolio's UK equity holdings lagged, however, with Artemis UK Special Situations, up 4.21%, weakest. With interest rate cuts approaching, the iShares Physical Gold exchange-traded commodity gained 8.26%. The EF Brompton Global Opportunities Fund rose 3.28%† in March while the sector rose 2.78%.

Financial data source: Refinitiv 31 March 2024 † B Acc shares

Portfolio breakdown *

UK fixed income
TwentyFour Dynamic Bond

Global fixed income
Vanguard Global Bond (£-hedged)
iShares \$ Treasury Bond 7-10 Years (£-hedged)

Alternative
Man GLG UK Absolute Value

UK equity
Artemis UK Special Situations
Man GLG Income
Aberforth UK Small Companies

Europe ex-UK equity
BlackRock European Dynamic
Lightman European

US equity
iShares Core S&P 500
iShares Nasdaq 100

Japanese equity
Man GLG Japan CoreAlpha
Nippon Active Value
Comgest Growth Japan

Pacific ex-Japan equity
Man GLG Asia (ex Japan) Equity
Baillie Gifford Pacific

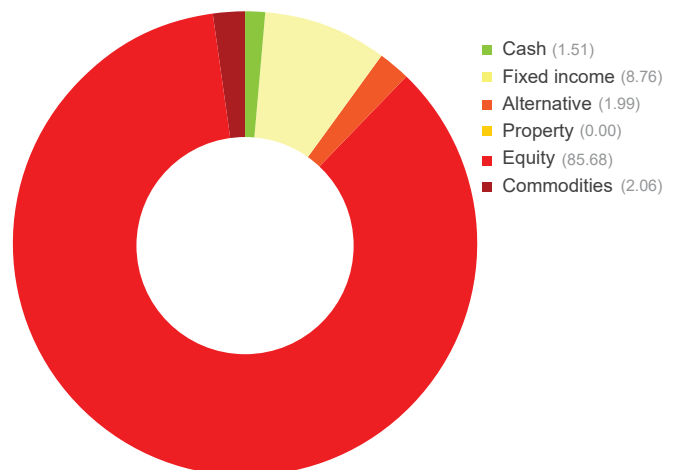
Emerging market equity
Stewart Investors Indian Subcontinent
Redwheel Global Emerging Markets
Baillie Gifford Emerging Markets Growth
Mobius Investment Trust
Vietnam Enterprise Investments

Global Equity
iShares Core MSCI World
Baillie Gifford Global Income Growth
Polar Capital Global Technology
Guinness Global Equity Income
Dimensional Global Targeted Value
Polar Capital Global Insurance

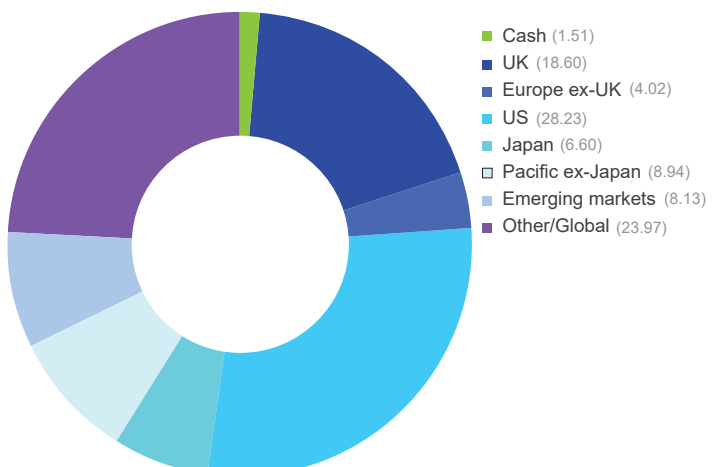
Commodities
iShares Physical Gold

* excluding cash

Asset allocation (%)



Geographic allocation (%)



Please see overleaf for performance and other important information



Investment policy

The Fund will typically invest a minimum of 80% of its net asset value in collective investment schemes, exchange traded funds and unregulated collective investment schemes.

The Fund may also invest in investment trusts (and similar instruments), other transferable securities, money-market instruments, fixed income instruments, deposits and foreign exchange contracts. Investments will not be confined by industrial, economic or geographical sector.

Although the Fund will usually be invested across a range of asset classes, in certain market conditions, the Investment Manager may decide to hold up to 100% in equity markets. This would be for a limited period and only in exceptional circumstances.

The Fund may also hold, on a temporary basis, all or part of its assets in cash or other ancillary liquid assets.

The Fund may utilise derivatives for the purposes of efficient portfolio management (typically hedging, including investing in hedged share classes, which attempts to mitigate against falls in the value of the Fund's assets and the effects of changes in currency exchange rates against the Fund's base currency, which is pounds sterling).

The Fund's benchmark is IA Flexible Investment. This represents a comparator benchmark because the Fund's performance can be compared to funds which also sit within this industry sector.

For further information please visit our website at www.bromptonam.com



Dynamic Planner risk ratings are independently calculated by Distribution Technology, whose scale ranges from '1 – lowest risk' to '10 – highest risk'. Brompton Asset Management does not influence or control these ratings or the methodology used to assess risk. Brompton cannot, therefore, guarantee their accuracy or that these risk ratings will not change.

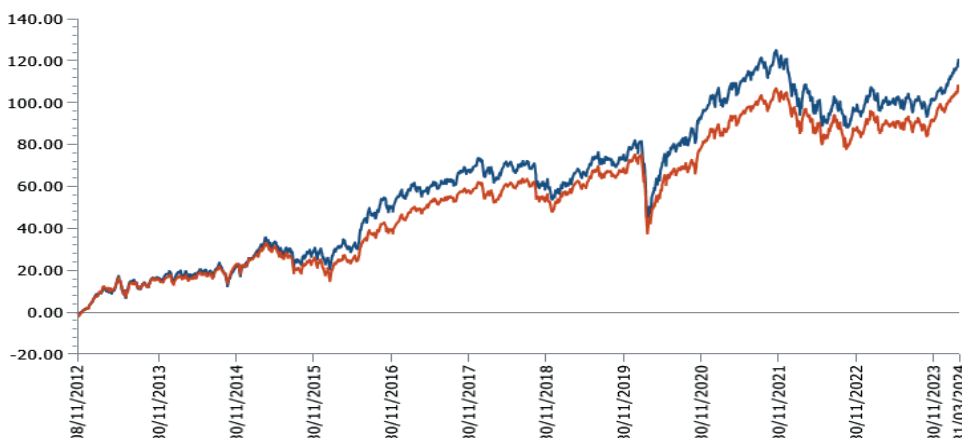
EF Brompton Global Opportunities Fund (continued)

An EF Brompton Multi-Manager OEIC sub-fund

Performance

Percentage growth, 8 November 2012 to 31 March 2024

EF Brompton Global Opportunities B Acc v IA Flexible Investment since launch



■ EF Brompton Global Opportunities B Acc ■ IA Flexible Investment

Source: Lipper, NAV-NAV, sterling, net income reinvested

Past performance is not an indicator of future performance

Discrete period performance (%)	Year to 31 Mar 2024	Year to 31 Mar 2023	Year to 31 Mar 2022	Year to 31 Mar 2021	Year to 31 Mar 2020
EF Brompton Global Opportunities B Acc	10.60	-4.14	3.39	34.55	-7.84
IA Flexible Investment	10.36	-3.96	5.01	29.26	-8.33
Quartile ranking	3	3	3	2	2

Cumulative performance (%) to 31 March 2024	1 month	3 months	6 months	12 months	Since launch
EF Brompton Global Opportunities B Acc	3.28	6.81	10.76	10.60	120.96
IA Flexible Investment	2.78	4.60	10.20	10.36	108.49
Quartile ranking	2	1	2	3	2

Source: Lipper, NAV-NAV, sterling, net income reinvested

1st quartile means the fund is ranked in the top 25% of funds in its sector

Important information

For full details of the fund and its risks please refer to the prospectus or Key Investor Information and Supplementary Information Document, which can be found on the Brompton Asset Management website, www.bromptonam.com. The value of assets and income generated from them may fall as well as rise. Investors may not get a steady income flow and, on disposal, may not receive all their capital back.

Past performance is not an indicator of future performance.

Brompton is not authorised to give investment advice. Please obtain professional advice before making an investment decision. Issued by Brompton Asset Management Ltd, which is a limited company registered in England and Wales under registered number 06866020 and is authorised and regulated by the Financial Conduct Authority. Registered office: 1 Knightsbridge Green, London, SW1 7QA. WAY Fund Managers Limited is the authorised corporate director (ACD) of the EF Brompton Multi-Manager Fund range and is authorised and regulated by the Financial Conduct Authority. Registered office: Cedar House, 3 Cedar Park, Cobham Road, Wimborne, Dorset, BH21 7SB.