

AS AT 28 FEBRUARY 2021

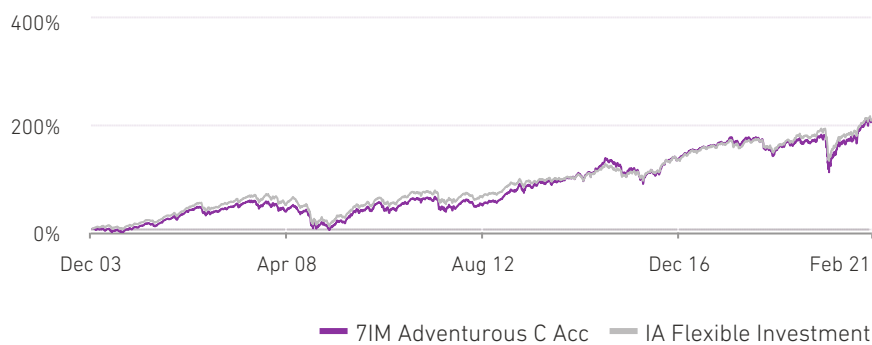
Investment objective

The fund aims to provide capital growth.

Investment strategy

The starting point for the Manager's investment process is identifying the best mix of asset classes to create a strategic asset allocation (SAA) customised for each 7IM risk profile. The SAA is then adapted to financial markets to enhance return and reduce volatility on a tactical basis using 7IM's tactical asset allocation process (TAA) making temporary and measured departures from the SAA. The fund's portfolio of assets is constructed by holding a blend of funds and direct investments. The funds are selected using our own expertise and can either be passively invested, where their objective is to closely track a pre-determined index, or actively managed whereby the Manager will use its own expertise in selecting particular assets.

Fund performance



Key information

Fund manager	7IM – Investment Team
Launch date	12 December 2003
Fund size	£154.09m
Performance comparator benchmark	IA Flexible Investment
Initial charge	0.00%
Yield	0.70%
Ex-dividend dates	01 June, 01 December
Distribution dates	31 July, 31 January†
Authorised corporate director	Seven Investment Management LLP
Base currency	Sterling
Domicile	United Kingdom
Regulatory structure	UK UCITS
Dealing settlement	12:00 GMT
Dealing frequency	Daily
OCF (includes AMC)†	1.48% (incl. 0.90% AMC)
MiFID II classification	Non-complex
Lump sum investment	From £1000
C Accumulation	
ISIN	GB0033958009
SEDOL	3395800
C Income	
ISIN	GB0033957704
SEDOL	3395770

Rolling performance to 28/02/2021	Last 6m (%)	1y (%)	3ys (%)	5ys (%)	Since Launch (%)
7IM Adventurous C Acc	12.24	17.28	13.54	52.00	203.13
Performance comparator benchmark	8.83	13.04	16.82	50.42	205.36
Discrete performance	Q4 2019 - Q4 2020 (%)	Q4 2018 - Q4 2019 (%)	Q4 2017 - Q4 2018 (%)	Q4 2016 - Q4 2017 (%)	Q4 2015 - Q4 2016 (%)
7IM Adventurous C Acc	8.63	14.84	-10.63	11.95	12.76
Performance comparator benchmark	6.70	15.66	-6.72	11.21	13.82

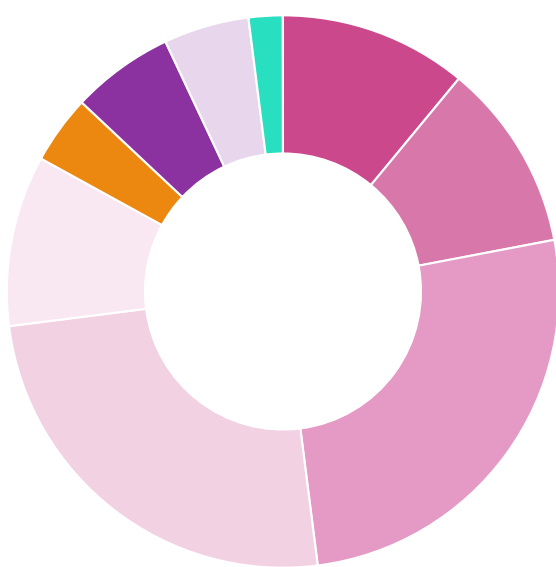
Past performance is not a reliable indicator of future results. 7IM funds are multi-asset and therefore the comparison with the IA Flexible Investment is offered as a guide only.

Source: FE fundinfo

AS AT 28 FEBRUARY 2021

Strategic asset allocation

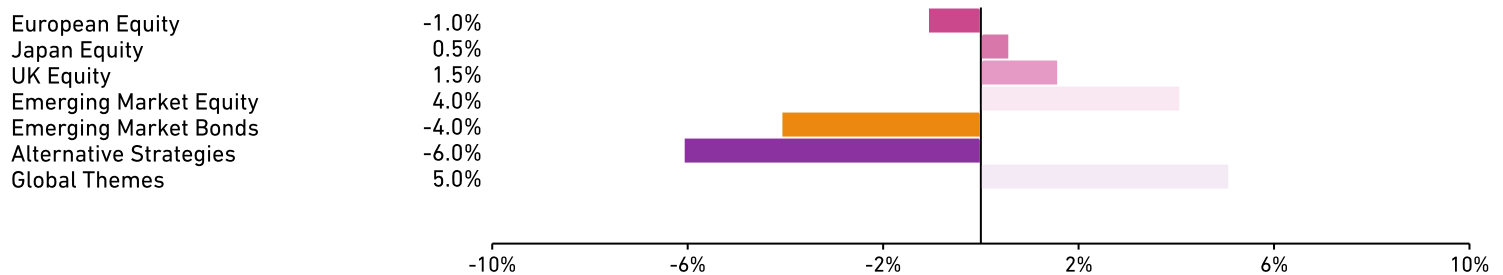
The chart below shows the long-term Strategic Asset Allocation (SAA) of the fund. The SAA forms the backbone of the fund and is reviewed annually. Percentages are subject to rounding.



European Equity	11.0%
Japan Equity	11.0%
UK Equity	26.0%
North American Equity	25.0%
Emerging Market Equity	10.0%
Emerging Market Bonds	4.0%
Alternative Strategies	6.0%
Real Estate	5.0%
Cash & Money Market	2.0%

Tactical asset allocation

The chart below shows the shorter-term asset allocations of the fund in relation to the SAA. Percentages are subject to rounding.



Fund ratings*



AS AT 28 FEBRUARY 2021

Top ten holdings

Holding weight (%)

Amundi S&P 500 UCITs ETF	16.3
Majedie UK Focus Fund	10.4
Invesco UK Alpha Fund	10.3
RWC Emerging Markets Fund	8.4
AB International Healthcare Fund	8.0
Schroder Asian Opportunities Fund	6.8
Threadneedle UK Extended Alpha	6.5
Usonian Japan Value Fund	5.8
Lightman European Bond Fund	5.8
T Rowe Price Japanese Equity	5.3

Total **83.6**

Source: 7IM

Fund availability

The 7IM funds are available via the majority of the major wraps, platforms and life and pension wrappers. If you would like further information please call us on 020 7760 8777.

Important information

The specific details of the funds including investment policy, charges and the particular risks associated with the funds are explained in the Prospectus and Key Investor Information Documentation (KIIDs) – a link to these is available via the 7IM website (www.7im.co.uk).

‡ Please allow up to 10 working days after the Distribution Date for dividends to be processed and applied to individual client accounts.

† Ongoing Charges Figure includes 7IM Annual Management Charge. Source: KIIDs 17/02/2021.

*7IM's funds are mapped against a selection of third party risk profiling tools to assist advisers as part of suitability assessments for clients.

Such tools are however only one aspect of an adviser's suitability process and other such as the clients' investment term / horizon and knowledge and experience should also be considered. The methodology of third party risk profiling tools is not endorsed by 7IM and individual fund risk profiling scores may not correspond precisely to the risk indicators in the 7IM fund literature.