



# 7IM SUSTAINABLE BALANCE FUND

AS AT 31 OCTOBER 2021

## Investment objective

The fund aims to provide a balance of income and capital growth.

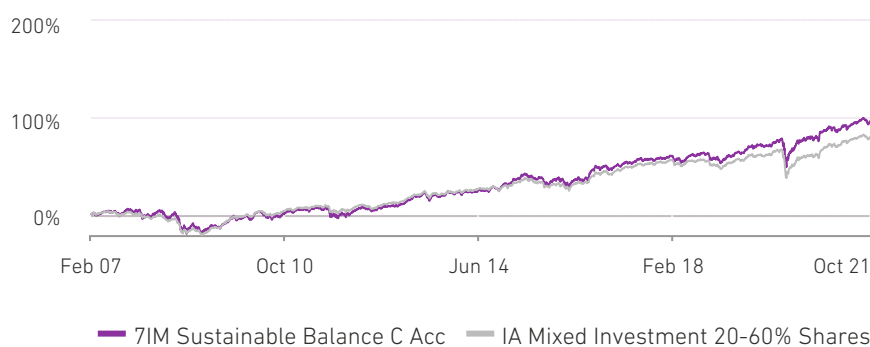
## Investment strategy

The starting point for the Manager's investment process is identifying the best mix of asset classes to create a strategic asset allocation (SAA) customised for each 7IM risk profile. The SAA is then adapted to financial markets to enhance return and reduce volatility on a tactical basis using 7IM's tactical asset allocation process (TAA) making temporary and measured departures from the SAA.

## Investment process

The fund assesses environmental, social and governance factors in determining what assets to invest in. As part of this, the fund employs a two stage screening process comprising of investment restrictions and ethical conduct screening. The first stage of the screening process ensures companies from certain industries or with significant exposure, more than 10% of revenues, to certain activities (such as alcohol and gambling) are precluded from investment at the outset. The second stage screens the remaining investment universe to identify companies which, although in acceptable industries, nonetheless exhibit unacceptable conduct (such as corruption or poor labour practices). Positive screening is then applied to identify companies which exhibit positive ethical conduct (such as sustainable environmental practices and conscientiousness with regard to human rights). For full details on the fund's investment process please refer to the prospectus.

## Fund performance



Rolling performance to 31/10/2021	Last 6m (%)	1y (%)	3ys (%)	5ys (%)	Since Launch (%)
7IM Sustainable Balance C Acc	2.76	12.18	24.97	31.80	96.86
Performance comparator benchmark	2.75	14.13	19.55	25.37	80.42
Discrete performance	Q3 2020 - Q3 2021 (%)	Q3 2019 - Q3 2020 (%)	Q3 2018 - Q3 2019 (%)	Q3 2017 - Q3 2018 (%)	Q3 2016 - Q3 2017 (%)
7IM Sustainable Balance C Acc	10.03	3.45	5.54	4.54	5.53
Performance comparator benchmark	12.21	-1.19	4.01	2.60	6.15

Past performance is not a reliable indicator of future results. 7IM funds are multi-asset and therefore the comparison with the IA Mixed Investment 20-60% Shares is offered as a guide only.

Source: FE fundinfo

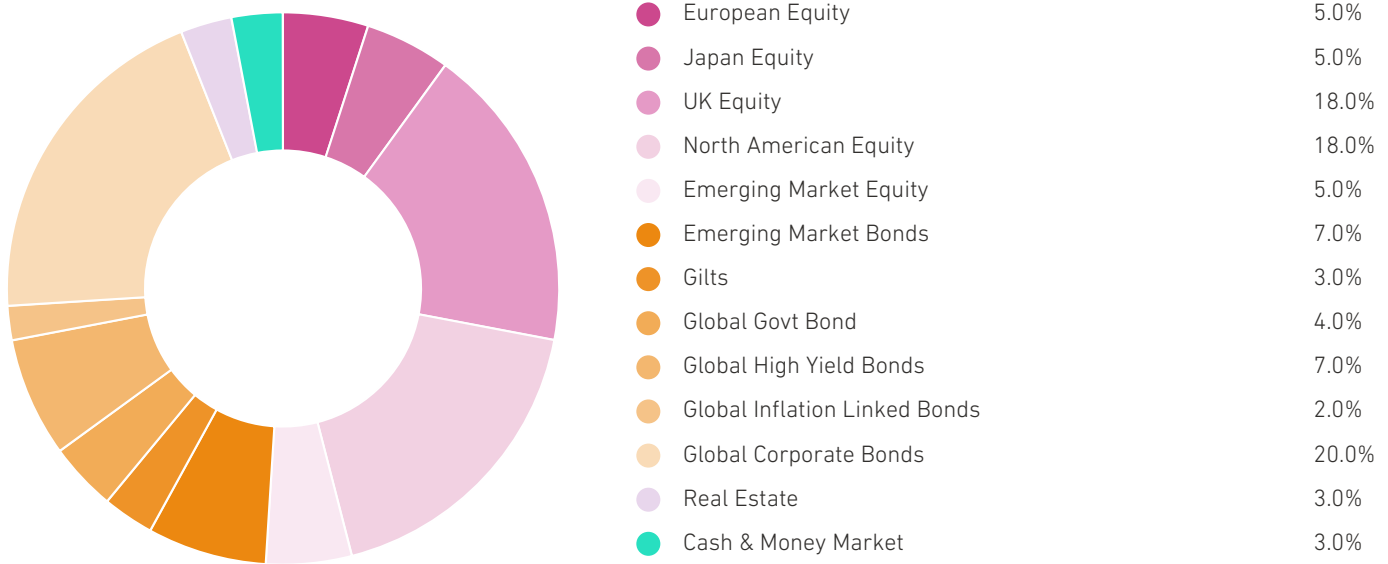
## Key information

<b>Fund manager</b>	7IM – Investment Team
<b>Launch date</b>	02 February 2007
<b>Fund size</b>	£199.98m
<b>Performance comparator benchmark</b>	IA Mixed Investment 20-60% Shares
<b>Initial charge</b>	0.00%
<b>Yield</b>	1.20%
<b>Ex-dividend dates</b>	01 June, 01 December
<b>Distribution dates</b>	31 July, 31 January†
<b>Authorised corporate director</b>	Seven Investment Management LLP
<b>Base currency</b>	Sterling
<b>Domicile</b>	United Kingdom
<b>Regulatory structure</b>	UK UCITS
<b>Dealing settlement</b>	12:00 GMT
<b>Dealing frequency</b>	Daily
<b>OCF (includes AMC)†</b>	1.23% (incl. 1.00% AMC)
<b>MiFID II classification</b>	Non-complex
<b>Lump sum investment</b>	From £1000
<b>C Accumulation</b>	
<b>ISIN</b>	GB00B1LBFZ86
<b>SEDOL</b>	B1LBFZ8
<b>C Income</b>	
<b>ISIN</b>	GB00B1LBG003
<b>SEDOL</b>	B1LBG00

AS AT 31 OCTOBER 2021

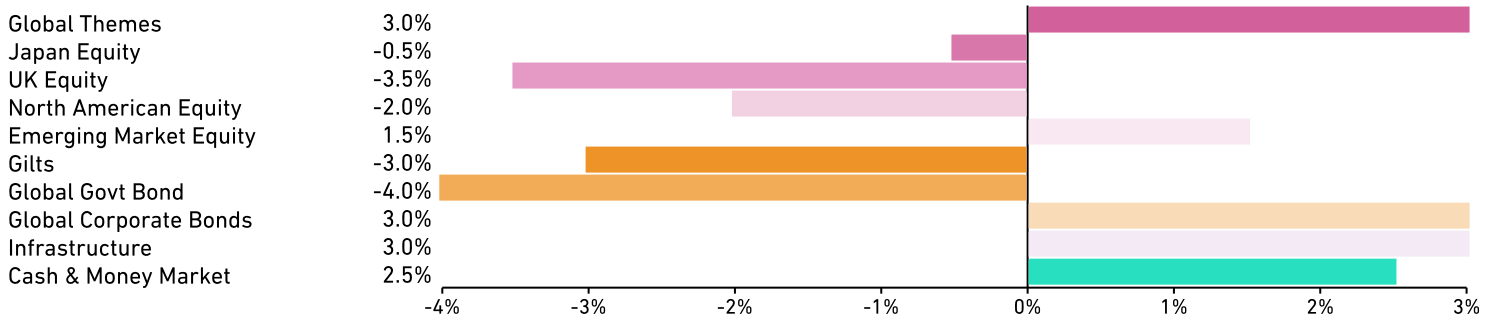
## Strategic asset allocation

The chart below shows the long-term Strategic Asset Allocation (SAA) of the fund. The SAA forms the backbone of the fund and is reviewed annually. Percentages are subject to rounding.



## Tactical asset allocation

The chart below shows the shorter-term asset allocations of the fund in relation to the SAA. Percentages are subject to rounding.



## Fund ratings\*



## FE fundinfo Crown Rating





# 7IM SUSTAINABLE BALANCE FUND

AS AT 31 OCTOBER 2021

## Top ten holdings

Holding weight (%)

Robeco Global SDG Credits	9.9
Blackrock ESG EM Blend Bond Fund	5.6
Bluebay Financial Capital Bond Fund	5.5
Threadneedle UK Social Bond Fund	5.0
UBS MSCI EM SRI ETF	4.5
iShares USD Corp Bond 0-3yr ESG ETF	3.9
UBS MSCI Japan Socially Responsible ETF	3.3
Ninety One Global Environment Fund	3.1
Blackrock Global Inflation-Linked Bond Fund	2.0
SDCL Energy Efficiency Income Trust	1.5
<b>Total</b>	<b>44.3</b>

Source: 7IM

## Fund availability

The 7IM funds are available via the majority of the major wraps, platforms and life and pension wrappers. If you would like further information please call us on 020 7760 8777.

## Important information

The specific details of the funds including investment policy, charges and the particular risks associated with the funds are explained in the Prospectus and Key Investor Information Documentation (KIIDs) – a link to these is available via the 7IM website ([www.7im.co.uk](http://www.7im.co.uk)).

‡ Please allow up to 10 working days after the Distribution Date for dividends to be processed and applied to individual client accounts.

† Ongoing Charges Figure includes 7IM Annual Management Charge. Source: KIIDs 10/08/2021.

\*7IM's funds are mapped against a selection of third party risk profiling tools to assist advisers as part of suitability assessments for clients. Such tools are however only one aspect of an adviser's suitability process and other such as the clients' investment term / horizon and knowledge and experience should also be considered. The methodology of third party risk profiling tools is not endorsed by 7IM and individual fund risk profiling scores may not correspond precisely to the risk indicators in the 7IM fund literature.

[www.7im.co.uk](http://www.7im.co.uk)

Seven Investment Management LLP is authorised and regulated by the Financial Conduct Authority, the Jersey Financial Services Commission and the Guernsey Financial Services Commission. Member of the London Stock Exchange. Registered office: 55 Bishopsgate, London EC2N 3AS. Registered in England and Wales number OC378740.