



7IM AAP ADVENTUROUS FUND

AS AT 31 AUGUST 2021

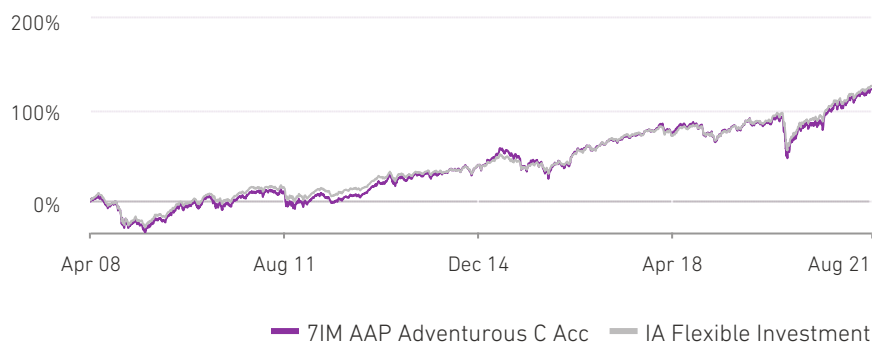
Investment objective

The fund aims to provide capital growth.

Investment strategy

The starting point for the Manager's investment process is identifying the best mix of asset classes to create a strategic asset allocation (SAA) customised for each 7IM risk profile. The SAA is then adapted to financial markets to enhance return and reduce volatility on a tactical basis using 7IM's tactical asset allocation process (TAA) making temporary and measured departures from the SAA. The fund's portfolio of assets is constructed predominantly with passive securities. By Asset Allocated Passive (AAP) we mean that we actively choose third party managers or securities for their own expertise in selecting particular assets, where their objective is to closely track a pre-determined index.

Fund performance



Key information

| | |
|---|---------------------------------|
| Fund manager | 7IM – Investment Team |
| Launch date | 28 March 2008 |
| Fund size | £211.74m |
| Performance comparator benchmark | IA Flexible Investment |
| Initial charge | 0.00% |
| Yield | 0.50% |
| Ex-dividend dates | 01 June, 01 December |
| Distribution dates | 31 July, 31 January† |
| Authorised corporate director | Seven Investment Management LLP |
| Base currency | Sterling |
| Domicile | United Kingdom |
| Regulatory structure | UK UCITS |
| Dealing settlement | 12:00 GMT |
| Dealing frequency | Daily |
| OCF (includes AMC)† | 0.63% (incl. 0.50% AMC) |
| MiFID II classification | Non-complex |
| Lump sum investment | From £1000 |
| C Accumulation | |
| ISIN | GB00B2PB2C75 |
| SEDOL | B2PB2C7 |
| C Income | |
| ISIN | GB00B2PB2B68 |
| SEDOL | B2PB2B6 |

| Rolling performance to 31/08/2021 | Last 6m (%) | 1y (%) | 3ys (%) | 5ys (%) | Since Launch (%) |
|-----------------------------------|-----------------------|-----------------------|-----------------------|-----------------------|-----------------------|
| 7IM AAP Adventurous C Acc | 10.68 | 21.03 | 21.62 | 42.82 | 122.52 |
| Performance comparator benchmark | 9.52 | 19.20 | 24.10 | 46.34 | 126.20 |
| Discrete performance | Q2 2020 - Q2 2021 (%) | Q2 2019 - Q2 2020 (%) | Q2 2018 - Q2 2019 (%) | Q2 2017 - Q2 2018 (%) | Q2 2016 - Q2 2017 (%) |
| 7IM AAP Adventurous C Acc | 19.89 | -1.47 | 1.86 | 6.72 | 17.34 |
| Performance comparator benchmark | 19.48 | 0.31 | 2.95 | 5.04 | 17.91 |

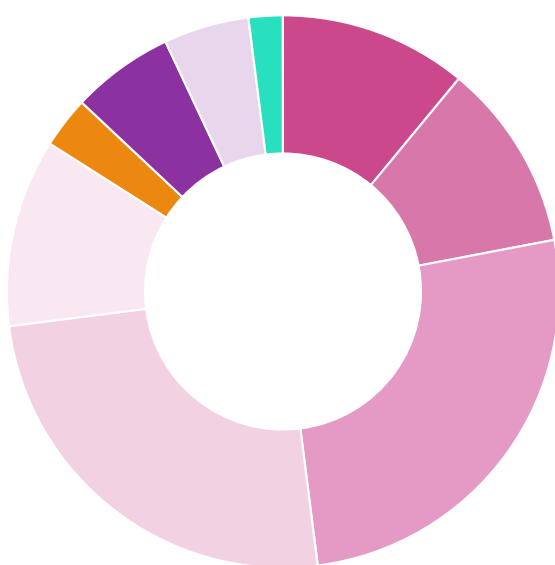
Past performance is not a reliable indicator of future results. 7IM funds are multi-asset and therefore the comparison with the IA Flexible Investment is offered as a guide only.

Source: FE fundinfo

AS AT 31 AUGUST 2021

Strategic asset allocation

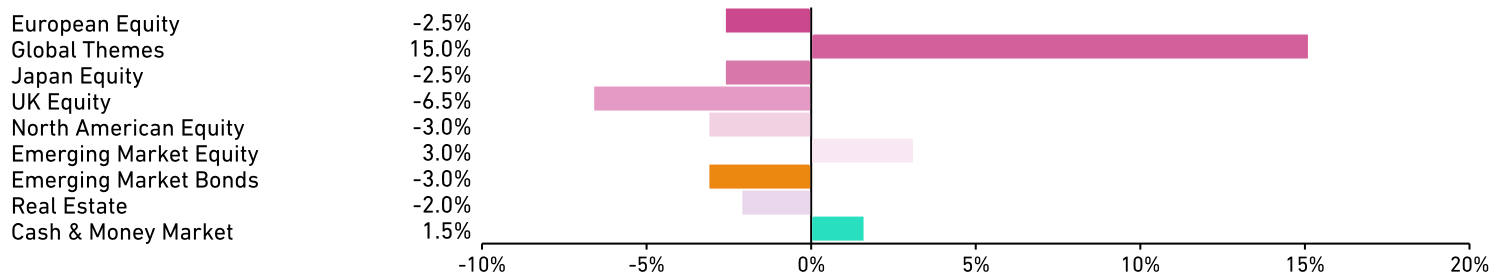
The chart below shows the long-term Strategic Asset Allocation (SAA) of the fund. The SAA forms the backbone of the fund and is reviewed annually. Percentages are subject to rounding.



| | |
|------------------------|-------|
| European Equity | 11.0% |
| Japan Equity | 11.0% |
| UK Equity | 26.0% |
| North American Equity | 25.0% |
| Emerging Market Equity | 11.0% |
| Emerging Market Bonds | 3.0% |
| Alternative Strategies | 6.0% |
| Real Estate | 5.0% |
| Cash & Money Market | 2.0% |

Tactical asset allocation

The chart below shows the shorter-term asset allocations of the fund in relation to the SAA. Percentages are subject to rounding.



Fund ratings*



Defaqto Rating





7IM AAP ADVENTUROUS FUND

AS AT 31 AUGUST 2021

Top ten holdings

Holding weight (%)

| | |
|---|-----|
| iShares MSCI World Size Factor ETF | 5.1 |
| NINETY ONE GLOBAL ENVIRONMENT FUND | 5.0 |
| MSCI WORLD VALUE ETF | 5.0 |
| Berkshire Hathaway | 4.9 |
| Blackrock Global Property Securities | 3.7 |
| BNP Diversified Commodity Strategy | 3.0 |
| Blackrock Global Event Driven Fund | 2.9 |
| GS US Equity Put Selling Strategy | 2.5 |
| UBS US Equity Put Selling Strategy | 2.5 |
| National Westminster Bank FRN GTD SNR SEC 03/23 | 1.9 |

Total **36.5**

Source: 7IM

Fund availability

The 7IM funds are available via the majority of the major wraps, platforms and life and pension wrappers. If you would like further information please call us on 020 7760 8777.

Important information

The specific details of the funds including investment policy, charges and the particular risks associated with the funds are explained in the Prospectus and Key Investor Information Documentation (KIIDs) – a link to these is available via the 7IM website (www.7im.co.uk).

‡ Please allow up to 10 working days after the Distribution Date for dividends to be processed and applied to individual client accounts.

† Ongoing Charges Figure includes 7IM Annual Management Charge. Source: KIIDs 10/08/2021.

*7IM's funds are mapped against a selection of third party risk profiling tools to assist advisers as part of suitability assessments for clients.

Such tools are however only one aspect of an adviser's suitability process and other such as the clients' investment term / horizon and knowledge and experience should also be considered. The methodology of third party risk profiling tools is not endorsed by 7IM and individual fund risk profiling scores may not correspond precisely to the risk indicators in the 7IM fund literature.

www.7im.co.uk

Seven Investment Management LLP is authorised and regulated by the Financial Conduct Authority, the Jersey Financial Services Commission and the Guernsey Financial Services Commission. Member of the London Stock Exchange. Registered office: 55 Bishopsgate, London EC2N 3AS. Registered in England and Wales number OC378740.