

C Accumulation GBP Hedged | Data as at 29.02.2024

Fund objectives and investment policy

The fund aims to provide a positive return after fees have been deducted over a three year period by investing in equities worldwide, including emerging markets.

Above is the Investment Objective of the fund. For details on the full fund's Investment Policy please see the KIID.

This fund does not have the objective of sustainable investment or binding environmental or social characteristics as defined by Regulation (EU) 2019/2088 on Sustainability-related Disclosures in the Financial Services Sector (the "SFDR"). Any references to the integration of sustainability considerations are made in relation to the processes of the investment manager or the Schroders Group and are not specific to the fund.

Relevant risks associated with an investment in this fund are shown below and should be carefully considered before making any investment. Past Performance is not a guide to future performance and may not be repeated. The value of investments and the income from them may go down as well as up and investors may not get back the amounts originally invested. Exchange rate changes may cause the value of investments to fall as well as rise. Performance data does not take into account any commissions and costs, if any, charged when units or shares of any fund, as applicable, are issued and redeemed.

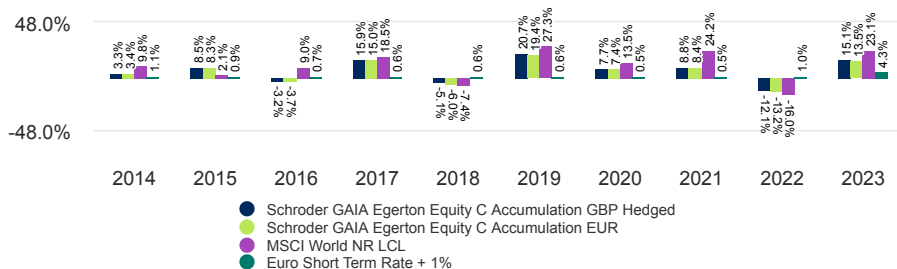
Share class performance (%)

Cumulative performance	1 month	3 months	YTD	1 year	3 years	5 years	10 years
GBP Hedged	5.4	11.0	9.8	26.7	22.1	43.5	87.1
EUR Unhedged	5.4	10.6	9.6	25.0	18.4	37.4	74.5
Comparator 1 EUR	4.6	10.9	6.5	25.1	34.2	78.2	162.6
Comparator 2 EUR	0.4	1.2	0.8	4.7	6.7	7.9	12.1

Calendar year performance	2014	2015	2016	2017	2018	2019	2020	2021	2022	2023
GBP Hedged	3.3	8.5	-3.2	15.9	-5.1	20.7	7.7	8.8	-12.1	15.1
EUR Unhedged	3.4	8.3	-3.7	15.0	-6.0	19.4	7.4	8.4	-13.2	13.5
Comparator 1 EUR	9.8	2.1	9.0	18.5	-7.4	27.3	13.5	24.2	-16.0	23.1
Comparator 2 EUR	1.1	0.9	0.7	0.6	0.6	0.6	0.5	0.5	1.0	4.3

Discrete yearly performance (%)	Feb 14 - Feb 15	Feb 15 - Feb 16	Feb 16 - Feb 17	Feb 17 - Feb 18	Feb 18 - Feb 19	Feb 19 - Feb 20	Feb 20 - Feb 21	Feb 21 - Feb 22	Feb 22 - Feb 23	Feb 23 - Feb 24
GBP Hedged	5.7	-1.3	8.2	16.5	-0.9	7.3	9.5	3.6	-7.0	26.7
EUR Unhedged	5.8	-1.6	7.6	15.6	-1.9	6.3	9.3	3.2	-8.3	25.0
Comparator 1 EUR	14.7	-9.7	22.2	13.6	2.5	5.3	26.1	12.8	-4.9	25.1
Comparator 2 EUR	1.1	0.9	0.7	0.6	0.6	0.6	0.5	0.5	1.4	4.7

Performance over 10 years (%)



Fund facts

Fund manager	John Armitage (Egerton)
Managed fund since	25.11.2009
Fund management company	Schroder Investment Management (Europe) S.A.
Domicile	Luxembourg
Fund launch date	25.11.2009
Share class launch date	03.11.2010
Fund base currency	EUR
Share class currency	GBP
Fund size (Million)	EUR 446.55
Comparator 1	MSCI World NR LCL
Comparator 2	Euro Short Term Rate + 1%
Share Price End of Month	GBP 257.7400
Dealing frequency	Weekly
Settlement timing	T+3 days
Distribution frequency	No Distribution
Notice period	Subscriptions: T-3 ; Redemptions: T-3

Fees & expenses

Performance fee	20% (multiplier) of the outperformance over the Euro Short-Term Rate (ESTR) + 1.00% (the Hurdle) subject to a High Water Mark
Ongoing charge	1.71%
Redemption fee	0.00%

Purchase details

Minimum initial subscription	GBP 10,000 ; EUR 10,000 ; USD 10,000 or their near equivalent in any other freely convertible currency.
------------------------------	---

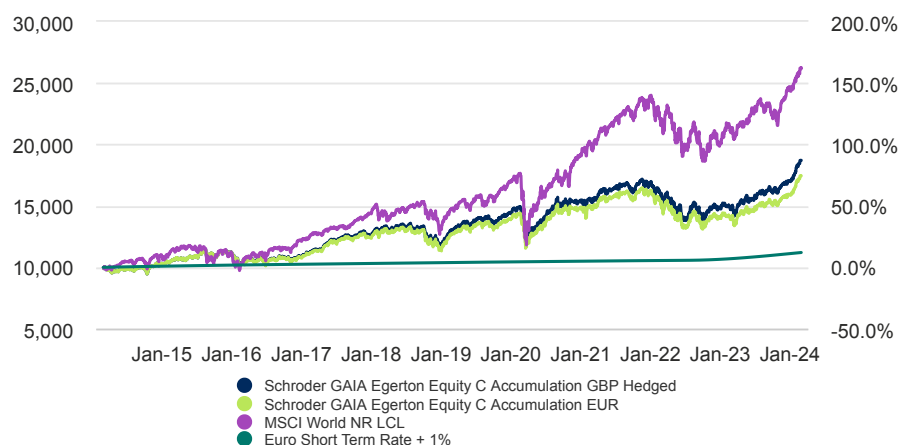
Codes

ISIN	LU0548376077
Bloomberg	SGEGCGH LX
SEDOL	B4JW6M8
Reuters code	LU0548376077.LUF

C Accumulation GBP Hedged | Data as at 29.02.2024

Monthly Returns	Jan	Feb	Mar	Apr	May	Jun	Jul	Aug	Sep	Oct	Nov	Dec	Year End
2022													
GBP Hedged	-3.9	-1.9	-0.6	-4.7	-1.3	-6.6	7.7	-2.6	-5.3	5.8	4.0	-2.4	-12.1
EUR Unhedged	-3.9	-1.9	-0.7	-4.7	-1.4	-6.7	7.6	-2.7	-5.4	5.6	4.0	-2.6	-13.2
Comparator 1 EUR	-4.9	-2.7	3.1	-6.9	-0.2	-7.8	8.0	-3.5	-8.3	7.1	5.7	-5.1	-16.0
Comparator 2 EUR	0.0	0.0	0.0	0.0	0.0	0.0	0.0	0.1	0.1	0.1	0.2	0.2	1.0
2023													
GBP Hedged	1.7	-1.9	1.2	3.4	-1.1	3.9	2.0	0.2	-0.6	0.0	4.6	1.0	15.1
EUR Unhedged	1.5	-2.0	1.0	3.3	-1.2	3.8	1.9	0.0	-0.7	-0.1	4.4	0.9	13.5
Comparator 1 EUR	6.5	-1.6	2.5	1.6	-0.2	5.7	2.9	-1.8	-3.7	-2.6	8.3	4.2	23.1
Comparator 2 EUR	0.2	0.3	0.3	0.3	0.3	0.4	0.4	0.4	0.4	0.4	0.4	0.4	4.3
2024													
GBP Hedged	4.2	5.4	-	-	-	-	-	-	-	-	-	-	-
EUR Unhedged	4.0	5.4	-	-	-	-	-	-	-	-	-	-	-
Comparator 1 EUR	1.8	4.6	-	-	-	-	-	-	-	-	-	-	-
Comparator 2 EUR	0.4	0.4	-	-	-	-	-	-	-	-	-	-	-

10 year return of GBP 10,000



The chart is for illustrative purposes only and does not reflect an actual return on any investment.

Returns are calculated bid to bid (which means performance does not include the effect of any initial charges), net income reinvested, net of fees.

Risk considerations

Counterparty risk: The fund may have contractual agreements with counterparties. If a counterparty is unable to fulfil their obligations, the sum that they owe to the fund may be lost in part or in whole.

Currency risk: The fund may lose value as a result of movements in foreign exchange rates, otherwise known as currency rates.

Derivatives risk: Derivatives, which are financial instruments deriving their value from an underlying asset, may be used to manage the portfolio efficiently. The fund may also materially invest in derivatives including using short selling and leverage techniques with the aim of making a return. A derivative may not perform as expected, may create losses greater than the cost of the derivative and may result in losses to the fund.

Emerging markets & frontier risk: Emerging markets, and especially frontier markets, generally carry greater political, legal, counterparty, operational and liquidity risk than developed markets.

Liquidity risk: In difficult market conditions, the fund may not be able to sell a security for full value or at all. This could affect performance and could cause the fund to defer or suspend redemptions of its shares, meaning investors may not be able to have immediate access to their holdings.

Synthetic risk & reward indicator (SRR)

LOWER RISK Potentially lower reward **HIGHER RISK** Potentially higher reward



The risk category was calculated using historical performance data and may not be a reliable indicator of the fund's future risk profile. The fund's risk category is not guaranteed to remain fixed. Please see the Key Investor Information Document for more information.

Risk statistics & financial ratios

	Fund	Comparator 1
Annual volatility (%) (3y)	11.8	15.6
Alpha (%) (3y)	-1.5	-
Beta (3y)	0.7	-
Sharpe ratio (3y)	0.5	0.6
Information ratio (3y)	-0.4	-
Dividend Yield (%)	0.8	-
Price to book	3.5	-
Price to earnings	18.5	-

Source: Morningstar. The above ratios are based on bid to bid price based performance data of the unhedged equivalent share class. These financial ratios refer to the average of the equity holdings contained in the fund's portfolio and in the benchmark (if mentioned) respectively.

C Accumulation GBP Hedged | Data as at 29.02.2024

Market risk: The value of investments can go up and down and an investor may not get back the amount initially invested.

Operational risk: Operational processes, including those related to the safekeeping of assets, may fail. This may result in losses to the fund.

Performance risk: Investment objectives express an intended result but there is no guarantee that such a result will be achieved. Depending on market conditions and the macro economic environment, investment objectives may become more difficult to achieve.

Stock Connect risk: The fund may be investing in China "A" shares via the Shanghai-Hong Kong Stock Connect and Shenzhen-Hong Kong Stock Connect which may involve clearing and settlement, regulatory, operational and counterparty risks.

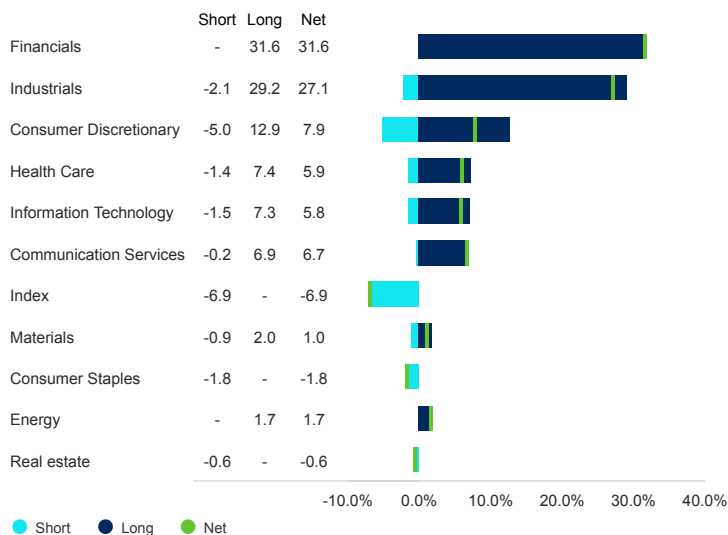
Currency risk / hedged shareclass: The currency hedging of the share class may not be fully effective and residual currency exposure may remain. The cost associated with hedging may impact performance and potential gains may be more limited than for unhedged share classes.

Asset allocation

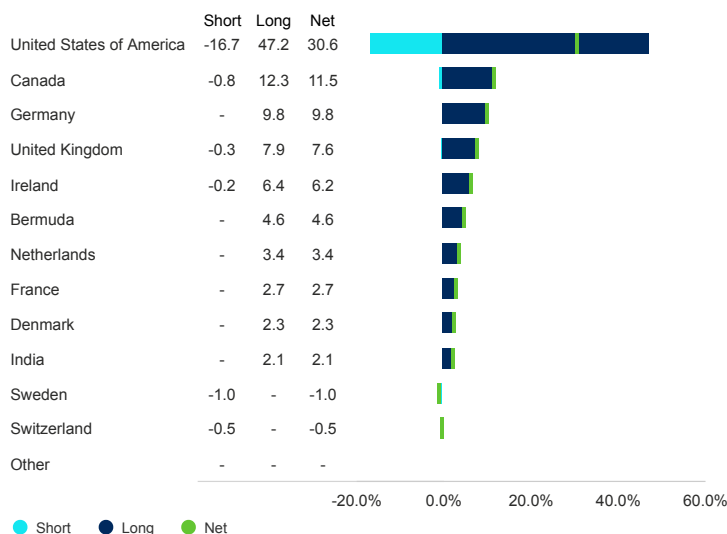
Exposure Analysis (%)

Equity Long	98.9
Equity Short	-20.4
Fund Net Exposure	78.5
Fund Gross Exposure	119.3

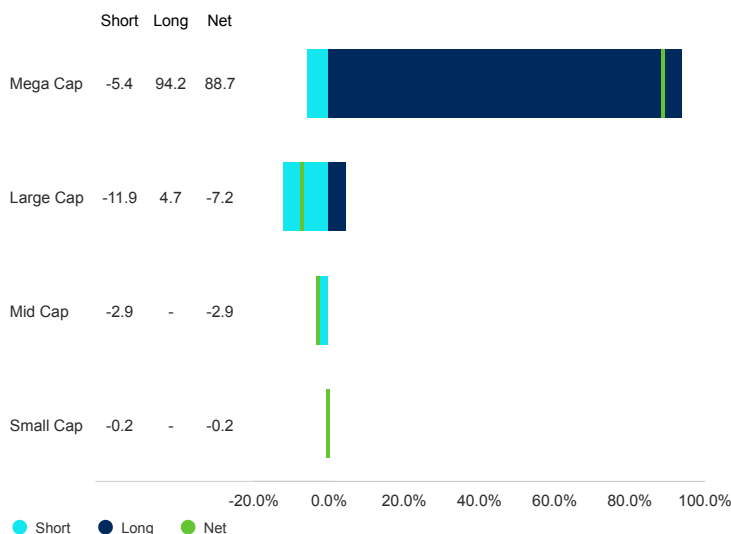
Sector (%)



Geographical Breakdown (%)



Market Cap (%)



C Accumulation GBP Hedged | Data as at 29.02.2024

Top 10 long holdings (%)

Holding name	%
VISA INC.	6.4
Muenchener Rueckversicherungs-Gesellschaft Aktiengesellschaft in Muenchen	6.0
Canadian Pacific Kansas City Limited	5.8
AMAZON.COM, INC.	5.4
META PLATFORMS, INC.	5.3
GE HEALTHCARE TECHNOLOGIES INC.	5.0
GENERAL ELECTRIC COMPANY	4.9
Compagnie des chemins de fer nationaux du Canada	4.7
MICROSOFT CORPORATION	4.6
RYANAIR HOLDINGS PUBLIC LIMITED COMPANY	4.5

Top 10 short holdings (%)

Holding name	%
Index 1	-2.7
Index 2	-1.4
Index 3	-1.3
Index 4	-1.1
Consumer Discretionary 1	-0.8
Information Technology	-0.8
Consumer Discretionary 2	-0.7
Consumer Discretionary 3	-0.6
Consumer Discretionary 4	-0.6
Consumer Staples	-0.6

Source: Schroders. Top holdings and asset allocation are at fund level.

Contact information

Schroder Investment Management (Europe) S.A.
5, rue Höhenhof
Sennigerberg
Luxembourg
L-1736
Tel: +352 341 342 202
Fax: +352 341 342 342

For your security, communications may be taped or monitored.

Information relating to changes in fund manager, investment objective, benchmark and corporate action information

The fund's comparator benchmark was changed on 1 October 2021 from EONIA + 1.00% to Euro Short-Term Rate (ESTR) + 1.00%. On 1 January 2022 the fund's comparator benchmark changed from MSCI World (Net TR) Index to MSCI World (Net TR) Local Currency Index. On 01/12/2012 Schroder GAIA Egerton European Equity changed its name to Schroder GAIA Egerton Equity.

Benchmarks: (If applicable)

Some performance differences between the fund and the benchmark may arise because the fund performance is calculated at a different valuation point from the benchmark. The fund is not managed with reference to a benchmark. The comparator benchmark has been selected because the investment manager believes that the benchmark is a suitable comparison for performance purposes given the fund's investment objective and policy.

Source and ratings information

Source of all performance data, unless otherwise stated: Morningstar, bid to bid, net income reinvested, net of fees.

C Accumulation GBP Hedged | Data as at 29.02.2024

Important information

Costs:

Certain costs associated with your investment in the fund may be incurred in a different currency to that of your investment. These costs may increase or decrease as a result of currency and exchange rate fluctuations.

If a performance fee is applicable to this fund, details of the performance fee model and its computation methodology can be found in the fund's prospectus. This includes a description of the performance fee calculation methodology, the dates on which the performance fee is paid and details of how the performance fee is calculated in relation to the fund's performance fee benchmark, which may differ from the benchmark in the fund's investment objective or investment policy.

For further information regarding the costs and charges associated with your investment, please consult the funds' offering documents and annual report.

General:

This document does not constitute an offer to anyone, or a solicitation by anyone, to subscribe for shares of Schroder GAIA (the "Company"). Nothing in this document should be construed as advice and is therefore not a recommendation to buy or sell shares. An investment in the Company entails risks, which are fully described in the prospectus. Subscriptions for shares of the Company can only be made on the basis of its latest Key Information Document and prospectus, together with the latest audited annual report (and subsequent unaudited semi-annual report, if published), copies of which can be obtained, free of charge, from Schroder Investment Management (Europe) S.A. For the UK, these documents may be obtained in English, free of charge, from the following link: www.eifs.lu/schroders. Schroders may decide to cease the distribution of any fund(s) in any EEA country at any time but we will publish our intention to do so on our website, in line with applicable regulatory requirements. This fund does not have the objective of sustainable investment or binding environmental or social characteristics as defined by Regulation (EU) 2019/2088 on Sustainability-related Disclosures in the Financial Services Sector (the "SFDR"). Any references to the integration of sustainability considerations are made in relation to the processes of the investment manager or the Schroders Group and are not specific to the fund. Any reference to sectors/countries/stocks/securities are for illustrative purposes only and not a recommendation to buy or sell any financial instrument/securities or adopt any investment strategy. Past Performance is not a guide to future performance and may not be repeated. The value of investments and the income from them may go down as well as up and investors may not get back the amounts originally invested. Exchange rate changes may cause the value of investments to fall as well as rise. Performance data does not take into account any commissions and costs, if any, charged when units or shares of any fund, as applicable, are issued and redeemed. Schroders has expressed its own views and opinions in this document and these may change. Information herein is believed to be reliable but Schroders does not warrant its completeness or accuracy. Third party data including MSCI data is owned or licensed by the data provider and may not be reproduced or extracted and used for any other purpose without the data provider's consent. Third party data is provided without any warranties of any kind. The data provider and issuer of the document shall have no liability in connection with the third party data. The terms of the third party's specific disclaimers, if any, are set forth in the Important Information section at www.schroders.com. © 2023 Morningstar UK Ltd. All rights reserved. The information contained herein: (1) is proprietary to Morningstar and/or its content providers; (2) may not be copied or distributed; and (3) is not warranted to be accurate, complete, or timely. Neither Morningstar nor its content providers are responsible for any damages or losses arising from any use of this information. Past performance is no guarantee of future results. For more detailed information about Morningstar's Analyst Rating, including its methodology, please go to: <http://corporate.morningstar.com/us/documents/MethodologyDocuments/AnalystRatingforFundsMethodology.pdf> For disclosure and detailed information about this fund please refer to full Morningstar Global Fund Report. Schroders will be a data controller in respect of your personal data. For information on how Schroders might process your personal data, please view our Privacy Policy available at www.schroders.com/en/privacy-policy/ or on request should you not have access to this webpage. A summary of investor rights may be obtained from <https://www.schroders.com/en/global/individual/summary-of-investor-rights/> Issued by Schroder Investment Management (Europe) S.A., 5, rue Höhenhof, L-1736 Senningerberg, Luxembourg. Registration No B 37.799. For your security, communications may be recorded or monitored. Distributed in the UK by Schroder Investment Management Ltd, 1 London Wall Place, London EC2Y 5AU. Registration No 1893220 England. Authorised and regulated by the Financial Conduct Authority.