

# Premier Miton Multi-Asset Monthly Income Fund

## Sterling class C - Accumulation shares

### Objective

The objective of the fund is to provide income, together with the potential for capital growth over the long-term, being five years or more. Five years is also the minimum recommended period for holding shares in this fund. This does not mean that the fund will achieve the objective over this, or any other, specific time period and there is a risk of loss to the original capital invested. Income will be paid monthly as dividend distributions.

### Fund facts

Fund size	£333.0m
Historic yield	5.41%
Launch dates	Fund - 05 Jan 2009 Share class - 02 Feb 2015
Fund structure	OEIC
Reporting dates	Final - 30 Apr Interim - 31 Oct
Base currency	GBP
Valuation point	12:00 noon
ISA eligible	Yes
Investment Association sector	IA Mixed Investment 20-60% Shares
Performance comparator	IA Mixed Investment 20-60% Shares

Please see page 3 for further information.

### Investment team

#### Investment team

Premier Miton multi-manager multi-asset investment team

#### Managed fund since

05 January 2009

David Hambidge and Ian Rees are both co-head of Premier Miton's multi-manager team and have overall responsibility for the team's range of multi-asset, multi-manager funds. The team also includes fund managers David Thornton, Nick Kelsall and Mark Rimmer.

### Fund codes

ISIN	GB00BTHH0D93
Sedol	BTHH0D9
Bloomberg	PREMMCA:LN

### Minimums

Initial	Top-up	Withdrawal	Holding
£250,000	£25,000	£25,000	£250,000

### Investment overview

- Diversified, multi-asset, multi-manager fund
- Regular income paid through monthly dividend payments
- Invests across a range of assets through different underlying funds and fund managers to help spread investment risk and broaden the investment opportunities for generating income
- The range of underlying assets classes will include fixed income (bonds), company shares (equities), property (indirectly through

collective investment schemes and Real Estate Investment Trusts) and alternative investments

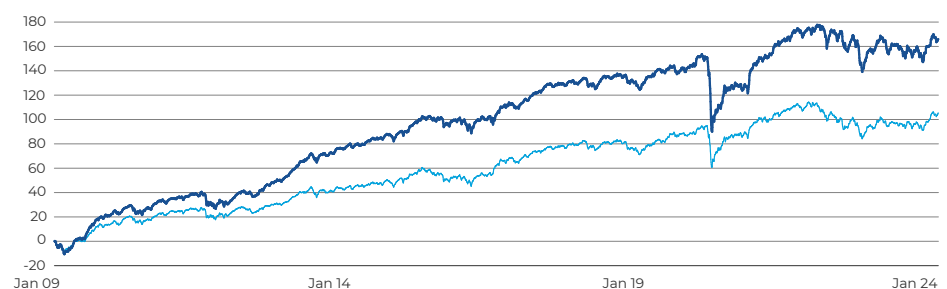
- The portfolio is actively managed, including the overall asset allocation and underlying fund selection
- An experienced and established multi-asset team, led by David Hambidge who has managed the fund since its launch in 2009

### Awards and ratings



Awards and ratings are based on past events and are not an indication of future performance. Ratings are not a recommendation. Please see page 4 for further information.

### Performance since fund launch (%)



Cumulative performance (%)	1m	3m	1y	3y	5y	10y	Fund launch
Fund	-1.38	6.86	0.19	7.24	14.68	49.94	165.84
Sector	-0.40	7.16	3.23	3.61	16.39	43.66	105.33

Calendar year performance (%)	2019	2020	2021	2022	2023	YTD
Fund	11.94	-1.52	11.42	-6.92	4.79	-1.38
Sector	11.84	3.51	7.20	-9.47	6.81	-0.40

Discrete annual performance (%)	31.01.19 31.01.20	31.01.20 29.01.21	29.01.21 31.01.22	31.01.22 31.01.23	31.01.23 31.01.24
Fund	7.47	-0.49	10.45	-3.09	0.19
Sector	8.89	3.16	4.30	-3.76	3.23

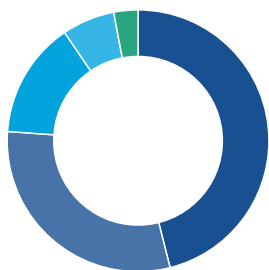
Source: FE Analytics. Based on Sterling class C - Accumulation shares, on a total return basis to 31 January 2024. Performance is shown net of fees with income reinvested. Data prior to the launch of the C accumulation share class is based on A income shares. On 20.01.2020, this fund moved from a single pricing basis (mid) to a swing pricing basis.

**Risks:** The value of investments may fluctuate which will cause fund prices to fall as well as rise and investors may not get the original amount invested. The performance information presented on this page relates to the past. Past performance is not a reliable indicator of future returns. More information about the risks of investment is provided later in this document.



## Portfolio breakdown

### Asset allocation (%)



<b>Equities</b>	<b>46.1</b>
UK equities	27.5
Asia ex-Japan equities	4.8
Europe ex-UK equities	4.0
Other equity	3.6
Japan equities	2.8
Convertibles	2.3
Emerging markets equities	1.0
<b>Bonds</b>	<b>30.1</b>
Specialist bonds	20.3
Investment grade, high yield & gilts	5.7
Emerging markets debt	4.1
<b>Property</b>	<b>14.4</b>
Property	14.4
<b>Alternative investments</b>	<b>6.5</b>
Alternative assets	6.5
<b>Cash</b>	<b>3.0</b>

### Top 10 holdings (%)



■ Top 10 holdings **37.3%**  
■ Rest of portfolio **62.8%**

Allianz UK Equity Income	4.9
GAM UK Equity Income	4.7
TwentyFour Monument Bond	4.3
FTF Martin Currie UK Equity Income	4.3
TwentyFour Income	3.8
Premier Miton Optimum Income	3.1
Impact Healthcare REIT	3.1
Royal London Sterling Credit Fund	3.1
Montanaro UK Income	3.0
TwentyFour Dynamic Bond	3.0

## Charges

**Ongoing charges figure (OCF)** 1.09%  
as at 31.10.2023

The OCF includes the annual management charge and OCFs of the underlying funds held in the portfolio. Transaction charges will also apply. Please refer to the [total costs & charges document](#) on our website for more information.

Annual management charge 0.75%  
OCFs of underlying funds 0.27%

**Initial charge** 0.00%

### Charges are taken from capital

As the objective of the fund is to treat the generation of income as either an equal or higher priority than capital growth, the fund's charges will be taken from capital instead of income. This may result in higher levels of income payments but could result in capital erosion or constrain capital growth.

## Income

**Historic yield** 5.41%

The historic yield reflects distributions declared over the past twelve months as a percentage of the fund price as at the date shown. It does not include any preliminary charge and investors may be subject to tax on their distributions.

**The yield is not guaranteed and will fluctuate.**

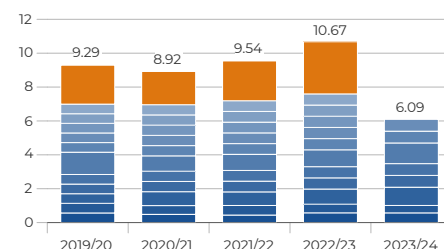
**Payment frequency** Monthly

**Payment dates** 28th of each month

**Ex dividend dates** 1st of each month

### Income distribution (pence per share)

Total income distributions in each of the fund's last 5 financial years.



**The dividend amount that is paid each year can go down and up and is not guaranteed**



## Performance comparator

The fund is classified in the IA Mixed Investment 20% to 60% shares sector, which we believe is a meaningful comparator to

help investors assess the performance of the fund.

## General risks

Reference to any stock or fund is not a recommendation for investment purposes. All types of investment carry a degree of risk. It is possible you could lose some, or all, of the money you invest. The level of risk varies depending on the type of investment. Typically, you are less likely to lose money over the long term from an investment that is considered low risk, although potential returns may also be lower. Investments considered higher risk typically offer greater opportunities for better long-term returns,

though the risk of losing money is also likely to be higher.

When you invest, it is important that you understand the risk to your money and are comfortable with that level of risk. If you are unsure, we would recommend that you consult a financial adviser.

The value of your investment might not keep up with any rise in the cost of living.

You could lose money if financial markets fall.

There is no guarantee that the investment objective of the fund will be achieved.

The levels of taxation that apply to income or capital gains from the fund, including any tax relief that may be available, will depend on your personal tax situation.

Funds with similar objectives may not perform in the same way as they are likely to have different holdings.

Fund performance will be affected by investment decisions made by the fund manager.

## Other risks

Some of the main specific risks of investing in this fund are summarised here. Further detail is available in the prospectus for the fund.

### Alternative investments

These typically behave differently to traditional investments such as bonds and equities. They can include a range of assets such as specialist lending, private equity, hedge funds and gold. Adding alternative investments to a portfolio can help to make it more diverse but can also make it more volatile.

### Collective investment schemes (funds)

Where other funds are held in a portfolio, or where there is indirect exposure to other funds, these could include higher-risk investments like hedge funds, property funds or commodity funds (e.g. investing in gold, oil), which would increase the overall risk in the fund.

### Commodities (including gold)

Commodity prices can fall and rise sharply depending on supply and demand, the economic background and financial market conditions. Exposure will never be direct to any commodity.

### Counterparty credit

Some securities or financial instruments rely on payments or guarantees from a counterparty. This is a role usually undertaken by a bank or similar entity.

### Currency

Where investments in a fund are denominated in currencies other than sterling (for example, if a fund holds assets priced in euros), its value will be affected by changes in the relevant exchange rate. Certain other investments, such as the shares in companies with profits from other countries, will also be affected.

### Emerging markets

Investments made in bonds, equities or other assets in less-developed countries generally carry higher risk than in developed countries.

### Equities

Equities (shares) can experience high levels of price fluctuation.

### Fixed interest securities

Government and corporate bonds generally offer a fixed level of interest to investors, so their value can be affected by changes in interest rates. When central bank interest rates fall, investors may be prepared to pay more for bonds and bond prices tend to rise. If interest rates rise, bonds may be less valuable to investors and their prices can fall.

### High volatility

This fund may experience high volatility due to the composition of the portfolio or the portfolio management techniques used.

### Inflation

Higher inflation can lead to some investments falling in value, particularly those with a fixed level of interest, for example government bonds and corporate bonds.

### Infrastructure

Investments are often in large-scale projects whose profitability can be affected by supply problems or rising prices for raw materials or natural resources. Changes in the wider economy and government regulation can also have a significant influence.

### Interest rate

Changes in central bank interest rates can affect all types of assets, in particular, securities such as government bonds and corporate bonds that generally offer a fixed level of interest. If interest rates go up, the value of a bond may fall, and vice versa.

### Issuer credit

There are times when the issuer of a security (for example, a company that has issued a bond) is unable to make income payments or repay its debt. When this happens it can result in losses for the fund.

### Legal and tax

The income or capital gains from investments can sometimes be affected by changes in legal and tax regulations or how these rules are applied.

### Liquidity

In some instances, for example, when market conditions generally are difficult, holdings in

a fund may be difficult to sell and buy at the desired price. The fund value could fall as a result.

### Non-investment grade bonds

Bonds with a higher risk that the bond issuer might not meet its income or repayment obligations, as assessed by independent bond rating companies.

### Operational

Processes, systems and controls around your investment might fail. The more complex or unusual the investments that the fund holds, the more likely this is to happen. For example, developing markets may have less reliable systems or lower standards of governance than more developed markets.

### Property and Real Estate Investment Trusts

Property values can rise and fall sharply depending on the strength of a country's economy.

### Smaller companies

Investment in smaller companies is typically higher risk than investment in larger companies. Shares in smaller companies can experience greater levels of volatility.

### Structure

The providers of the Collective Investment Schemes in which the fund invests may experience operational or credit issues which could impact the value or liquidity of their funds.

### Structured investments

These investments are built around a derivative and have specific criteria that need to be met to deliver a positive return. If these criteria are not met, the investment can fall sharply in value.

### Unregulated collective investment schemes

These investments can carry additional risks as they are not subject to the same level of regulation as authorised or regulated schemes.



## Ratings, awards and other information

The methodology and calculations used by the third parties providing the ratings/awards are not verified by Premier Miton Investors and we are unable to accept responsibility for their accuracy, nor should they be relied upon for making an investment decision.

A swing pricing is where the price can swing to either a bid or an offer basis depending on the investment and redemption activity in the fund. This means the investor selling or buying fund shares bears the associated [dis] investment costs and protects the continuing holders in the fund. Performance could be shown on a combination of bid, mid or offer prices, depending on the period of reporting.

Distribution Technology provide the Dynamic Planner® risk-profiling

services in connection with these funds. Distribution Technology is not authorised to provide financial advice. We do not have any influence over the risk profiles or the methodology used to create them, and we are unable to provide assurances as to their accuracy or that they will not change, or that Distribution Technology will continue to provide these risk profiles in the future.

MSCI ESG Research LLC's ("MSCI ESG") Fund Metrics and Ratings (the "Information") provide environmental, social and governance data with respect to underlying securities within more than 31,000 multi-asset class Mutual Funds and ETFs globally. MSCI ESG is a Registered Investment Adviser under the Investment

Act of 1940. MSCI ESG materials have not been submitted to, nor received approval from, the US SEC or any other regulatory body. None of the Information constitutes an offer to buy or sell, or a promotion or recommendation of, any security, financial instrument or product or trading strategy nor should it be taken as an indication or guarantee of any future performance, analysis, forecast or prediction. None of the Information can be used to determine which securities to buy or sell or when to buy or sell then. The Information is provided "as is" and the user of the Information assumes the entire risk of any use it may make or permit to be made of the Information.



## Glossary

### Accumulation shares

A fund may have accumulation and income shares. If an investor selects this share type, any income generated by the fund is automatically reinvested. The amount of the reinvested income is reflected in the increased price of each accumulation share.

### ACD

Authorised Corporate Directors (ACDs) are responsible for the running of an investment fund. They have a duty to act in the best interests of the fund's investors, and ensure that the fund is well managed in line with regulations and with the investment objectives and policies set out in its prospectus.

### Alternative investments / assets

Typically investments other than the more traditional company shares or bonds which could include, for example, commodities (such as gold), infrastructure, private equity, real estate, and hedge funds. Alternative investments can be useful to help with diversification, as some of them are not expected to perform in the same way as more traditional investments.

### Annual management charge (AMC)

The yearly fee paid to Premier Miton for managing a fund, expressed as a percentage of your investment. The AMC does not typically change from year to year.

### Assets

Different groups of investments such as company shares, bonds, commodities or property.

### Bonds (or fixed income)

Types of investments that allow investors to loan money to governments and companies, usually in return for a regular fixed level of interest until the bond's maturity date, plus the return of the original value of the bond at the maturity date. The price of bonds will vary and the investment terms of bonds will also vary.

### Capital

Describes financial assets, particularly cash, or other assets, such as shares, owned by a person or organisation.

### Capital growth

The increase in the value of an asset or investment over time, measured by its current value compared to its purchase cost.

### Collective Investment Schemes

A generic term for investment funds with more than one investor, such as unit trusts, Open Ended Investment Schemes (OEICs) and investment trusts.

### Convertible bonds

A type of bond that the holder can convert into shares of the issuing company in certain circumstances.

### Dividends

The portion of its capital that a company chooses to return to its shareholders. For a fund or trust, this is the payment of fund's income to its shareholders.

### Emerging markets

Countries with less developed financial markets and which are generally considered riskier than investing in developed markets.

### Equities

Another name for shares (or stock) in a company.

### High yield bonds

Bonds that are expected to have a higher risk of defaulting on interest payments or repayment of the issue value on maturity and receive lower ratings from credit rating agencies.

### Investment Association (IA)

The trade association that represents investment management firms in the UK.

### IA sectors

To help with comparisons between the thousands of funds available, funds are categorised into different groups or sectors, organised and reviewed by the Investment Association (IA).

### IA Mixed Investment 20-60% Shares sector

Funds in this sector are expected to have a range of different investments. The fund must have between 20% and 60% invested in company shares (equities). At least 30% of the fund must be in fixed income investments (for example, corporate and Government bonds) and/ or "cash" investments. "Cash" can include investments such as current account cash, short-term fixed income investments and certificates of deposit.

- Maximum 60% equity exposure (including convertibles)
- Minimum 20% equity exposure
- Minimum 30% fixed income and cash

- Minimum 60% investment in established market currencies (US Dollar, Sterling & Euro) of which 30% must be Sterling
- Sterling requirement includes assets hedged back to Sterling

### Individual Savings Account (ISA)

A type of tax-free scheme, set up by the government, designed to help people make the most of their savings and investments. All income and gains from an ISA investment are exempt from UK Income Tax and Capital Gains Tax. HM Revenue and Customs sets the maximum amounts that you are allowed to invest into an ISA each tax year.

### Multi asset

A fund that invests across a combination of different asset classes, such as commercial property, company shares, bonds and alternative investments with the aim of increasing diversification and reducing risk, and achieving specific investment objectives such as paying an income.

### Ongoing Charges Figure (OCF)

A measure of what it costs to invest in a fund over a year. It includes the fee paid to Premier Miton for the management of the fund (known as the annual management charge), with the remainder covering costs that have to be paid to external companies for other services relating to the ongoing administration and management of a fund, such as the fees paid to the depositary, custodian, regulator, auditor and administrator. The fee is deducted from the value of the fund and reflected in the fund's share price. The OCF is typically calculated once a year and can change from year to year.

### Total return

A way of showing how an investment has performed, and is made-up of the capital appreciation or depreciation and includes any income generated by the investment. Measured over a set period, it is expressed as a percentage of the value of the investment at the start of that period.

### Yield

The dividend per share divided by the stock's or fund's price per share and expressed as a percentage. The historic yield is the dividend income distributed during the past year and expressed as a percentage of the share price on a particular day.

## Contact us

From 9:00am to 5:30pm, Monday to Friday, excluding bank holidays.



0333 456 4560



contactus@premiermiton.com

Whilst every effort has been made to ensure the accuracy of the information contained within this document, we regret that we cannot accept responsibility for any omissions or errors. Reference to any particular stock or fund does not constitute a recommendation to buy or sell the stock or fund. Persons who do not have professional experience in matters relating to investments should not rely on the content of this document.

We are unable to give financial advice. If you are unsure about the content contained within/suitability of the funds mentioned, please speak to a financial adviser.

All data is sourced to Premier Miton unless otherwise stated.

A free, English language copy of the fund's full prospectus, the Key Investor Information Document and Supplementary Information Document are available on the Premier Miton website, or you can request copies by calling us on 01483 306090.

For your protection, calls may be monitored and recorded for training and quality assurance purposes.

Financial Promotion issued by Premier Portfolio Managers Limited which is registered in England no. 01235867, authorised and regulated by the Financial Conduct Authority and a member of the 'Premier Miton Investors' marketing group and a subsidiary of Premier Miton Group plc (registered in England no. 06306664). Registered office: Eastgate Court, High Street, Guildford, Surrey GU1 3DE.