

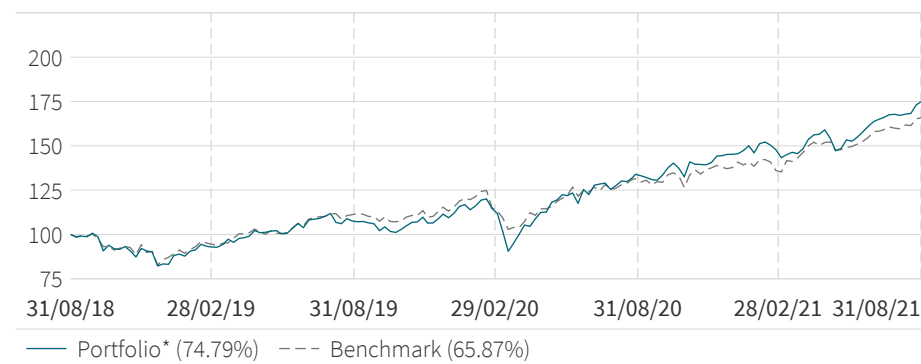
AXA Framlington American Growth Fund Z GBP

Key Figures (GBP)*

Fund Cumulative Performance (%)					Current NAV	
YTD	1Y	3Y	10Y	Launch	Acc.	Inc.
+20.38	+30.54	+74.79	+480.22	+474.65	5.754	5.75
Fund Annualized Performance (%)					Assets Under Management (M)	
3 Y.	5 Y.	10 Y.	Launch			GBP
+20.44	+22.08	+19.21	+18.69			1 018.03

Performance & Risk

Performance Evolution (GBP)



Data is rebased to 100 by AXA IM on the graph start date.

Past performance is not a reliable indicator of future results. Performance calculations are net of fees, based on the reinvestment of dividends. The benchmark, when there is one could be calculated on the basis of net or gross dividend. Please refer to the prospectus for more information.

Risk Analysis

	1Y	3Y	5Y	Launch
Portfolio Volatility* (%)	14.07	18.71	15.84	14.70
Benchmark Volatility (%)	13.36	15.16	13.18	12.17
Relative Risk/Tracking Error (%)	10.16	7.59	6.49	7.14
Sharpe Ratio	2.19	1.11	1.41	1.29
Information Ratio	0.53	0.40	0.36	0.04

Benchmark

Since: 03/04/2020

100% S&P 500 Total Return Net

Fund Key Metrics

	Port.	Bench.
Number of Holdings	69	505
Turnover: Rolling 1Y (%)	41	-
Active Share (%)	65	-

Fund Profile

ESG Rating



ESG Relative Rating



CO2 Relative rating



% of AUM covered by ESG absolute rating: Portfolio = 95.9% Benchmark = 99.9% (not meaningful for coverage below 50%)

% of AUM covered by CO2 intensity indicator: Portfolio = 96.0% Benchmark = 99.6% (not meaningful for coverage below 50%)

* 1st NAV date: 21/06/2011

Source(s): AXA Investment Managers as at 31/08/2021
For further information please visit www.axa-im.com

Rolling Performance (%)

	1M	3M	6M	YTD	3Y	5Y	31/08/20 31/08/21	31/08/19 31/08/20	31/08/18 31/08/19	31/08/17 31/08/18	31/08/16 31/08/17	Launch
Portfolio*	4.43	14.42	20.05	20.38	74.79	171.29	30.54	23.72	8.23	32.16	17.44	474.65
Benchmark	4.05	11.10	21.16	20.41	65.87	156.91	26.21	18.09	11.29	26.13	22.80	508.20
Excess Return	0.38	3.32	-1.11	-0.03	8.92	14.38	4.32	5.63	-3.06	6.03	-5.36	-33.55

Annual Calendar Performance (%)

	2020	2019	2018	2017	2016	2015	2014	2013	2012	2011
Portfolio*	32.67	32.17	4.28	18.44	17.21	9.73	17.38	30.12	6.86	-
Benchmark	21.70	31.13	4.61	18.94	27.72	11.79	20.08	31.01	10.20	-
Excess Return	10.97	1.04	-0.32	-0.50	-10.51	-2.06	-2.70	-0.88	-3.34	-

Past performance is not a reliable indicator of future results. Performance calculations are net of fees, based on the reinvestment of dividends. The benchmark, when there is one could be calculated on the basis of net or gross dividend. Please refer to the prospectus for more information.

Portfolio Analysis

Top 10 Holdings

Equity	Weighting (%)			Sector	Geography
	Portfolio	Benchmark	Relative		
Microsoft Corp	5.89	5.93	-0.04	Technology	United States
Apple Inc	5.17	6.22	-1.05	Technology	United States
Alphabet Inc	4.62	4.43	0.19	Technology	United States
Amazon.com Inc	4.33	3.88	0.45	Consumer Discretionary	United States
Facebook Inc	2.37	2.37	0.00	Technology	United States
American Express Co	1.76	0.28	1.48	Financial Services	United States
salesforce.com inc	1.62	0.67	0.95	Technology	United States
ServiceNow Inc	1.58	0.33	1.25	Technology	United States
Chipotle Mexican Grill Inc	1.57	0.14	1.43	Consumer Discretionary	United States
Costco Wholesale Corp	1.57	0.53	1.04	Consumer Discretionary	United States
Total (%)	30.48	24.79			

Top 5 Overweight (%)

	Port.	Bench.	Relative
American Express Co	1.76	0.28	1.48
Workday Inc	1.43	0.00	1.43
Chipotle Mexican Grill Inc	1.57	0.14	1.43
Align Technology Inc	1.56	0.13	1.43
IDEX Corp	1.46	0.04	1.41

Top 5 Underweight (%)

	Port.	Bench.	Relative
Berkshire Hathaway Inc	0.00	1.41	-1.41
JPMorgan Chase & Co	0.00	1.26	-1.26
Johnson & Johnson	0.00	1.19	-1.19
Apple Inc	5.17	6.22	-1.05
Procter & Gamble Co	0.00	0.91	-0.91

* 1st NAV date: 21/06/2011

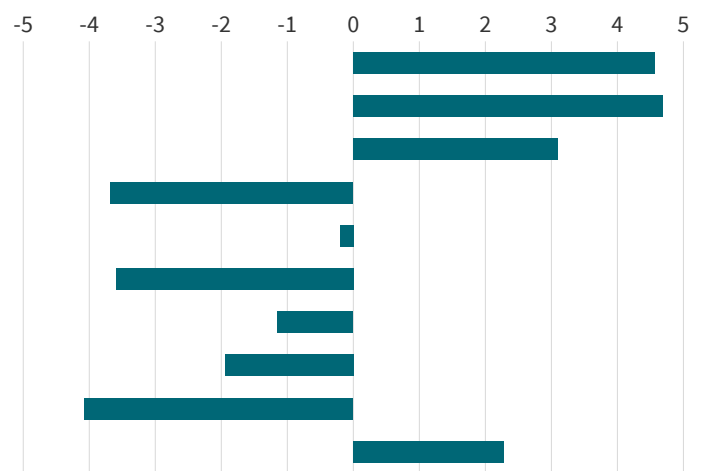
Source(s): AXA Investment Managers as at 31/08/2021

For further information please visit www.axa-im.com

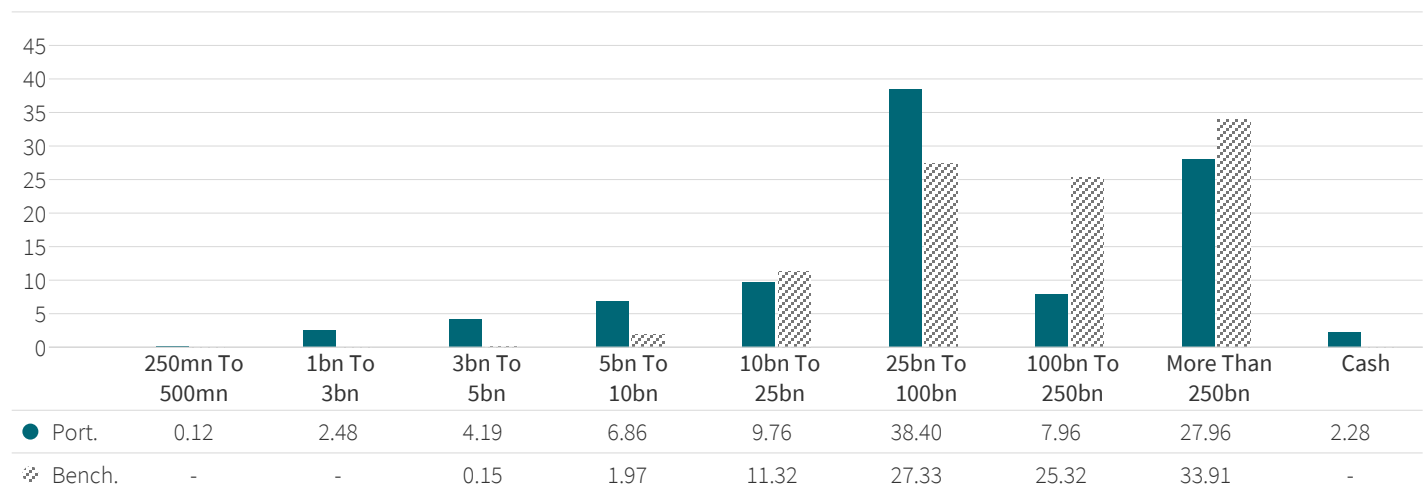
Sector Breakdown (%)

	Portfolio	Benchmark
Technology	35.31	30.75
Consumer Discretionary	21.45	16.76
Health Care	15.90	12.80
Financial Services	13.49	17.17
Producer Durables	7.55	7.75
Consumer Staples	1.42	5.01
Energy	1.32	2.47
Materials & Processing	1.28	3.22
Utilities	0.00	4.07
Cash	2.28	0.00

Active Exposure by Sector (%)



MarketCap Breakdown (GBP - %)



Additional Information

Administration: Z GBP

Legal form	Unit Trust
UCITS Compliant	Yes
AIF Compliant	No
Legal country	United Kingdom
1st NAV date	21/06/2011
Fund currency	GBP
Shareclass currency	GBP
Valuation	Daily
Share type	Accumulation / Income
ISIN code C / D	GB00B5LXGG05 / GB00B4152K59
Bloomberg Code C / D	FRAAMGA LN / FRAAMGI LN
SEDOL Code C / D	B5LXGG0 / B4152K5
MEX Code C / D	FRAGA / FRAG
Valoren C / D	24504 / 24501
Ongoing charges	0.82%
Financial management fee	0.75%
Minimum initial subscription	100 000 GBP
Minimum subsequent subscription	5 000 GBP
Management company	AXA Investment Managers UK Limited
Delegation of account administration	STATE STREET BANK AND TRUST COMPANY
Custodian	HSBC BANK PLC

As disclosed in the most recent Annual Report, the ongoing charges calculation excludes performance fees, but includes management and applied services fees. The effective Applied Service Fee is accrued at each calculation of the Net Asset Value and included in the ongoing charges of each Share Class.

Fund Objectives

The aim of this Fund is to provide long-term capital growth.

Investment Horizon

This Fund may not be suitable for investors who plan to withdraw their contribution within five years.

Risk Characteristics



The risk category is calculated using historical performance data and may not be a reliable indicator of the Fund's future risk profile.

The risk category shown is not guaranteed and may shift over time. The lowest category does not mean risk free.

Why is this Sub-Fund in this category?

The capital of the Fund is not guaranteed. The Fund is invested in financial markets and uses techniques and instruments which may be subject to sudden and significant variation, which may result in substantial gains or losses.

Additional Risk

Currency Risk: the Fund holds investments denominated in currencies other than the base currency of the Fund. As a result, exchange rate movements may cause the value of investments (and any income received from them) to fall or rise affecting the Fund's value.

Further explanation of the risks associated with an investment in this Fund can be found in the prospectus.

Subscription Redemption

Your orders to buy, sell or transfer units in the Fund must be received by the Administrator by 12 noon on any working day, to receive that day's Fund price. Please note that if your order is placed by an intermediary or Financial Adviser they may require extra processing time. The Net Asset Value of this Fund is calculated on a daily basis.

Minimum initial investment: £100,000

Minimum subsequent investment: £5,000

How to Invest

Retail Investors

Retail investors should contact their Financial intermediary.

ESG Metrics Definition

The ESG absolute rating is based on a proprietary scoring methodology. If the fund has one tree (5 trees), it means that it is in the lowest (highest) ESG absolute rating category.

For more information on the methodology, please visit <https://www.axa-im.com/responsible-investing>.

ESG relative rating is calculated as the difference between the ESG absolute rating of the portfolio and the ESG absolute rating of its benchmark. If ESG Relative rating is positive (negative), this means that the portfolio has a higher (lower) ESG absolute rating than the benchmark.

CO2 relative intensity is calculated as the difference between the CO2 intensity of the fund (expressed in tCO2/M€ Revenues) and the one of the benchmark.

If CO2 Relative intensity is green, it means that the intensity of the portfolio is lower than that of the benchmark. If CO2 Relative intensity is orange, it means that the intensity of the portfolio is higher than that of the benchmark. If CO2 Relative intensity is yellow, it means that the intensity of the portfolio is similar than that of the benchmark.

ESG indicators are for informational purposes only.
The portfolio has neither statutory nor contractual ESG objectives.

Disclaimers

Not for distribution or dissemination to US investors

This document is for informational purposes only and does not constitute investment research or financial analysis relating to transactions in financial instruments as per MIF Directive (2014/65/EU), nor does it constitute on the part of AXA Investment Managers or its affiliated companies an offer to buy or sell any investments, products or services, and should not be considered as solicitation or investment, legal or tax advice, a recommendation for an investment strategy or a personalized recommendation to buy or sell securities. The information contained herein is intended solely for the entity and/or person(s) to which it has been delivered, unless otherwise allowed under applicable agreements. AXA Investment Managers hereby disclaims any responsibility for any subsequent reproduction, redistribution or transmittal, along with any liability stemming from such activities.

Due to its simplification, this document is partial and opinions, estimates and forecasts herein are subjective and subject to change without notice. There is no guarantee forecasts made will come to pass. Data, figures, declarations, analysis, predictions and other information in this document is provided based on our state of knowledge at the time of creation of this document. Whilst every care is taken, no representation or warranty (including liability towards third parties), express or implied, is made as to the accuracy, reliability or completeness of the information contained herein. Reliance upon information in this material is at the sole discretion of the recipient. This material does not contain sufficient information to support an investment decision.

Before making an investment, investors should read the relevant Prospectus and the Key Investor Information Document / scheme documents, which provide full product details including risks,

investment charges and fees associated with the purchase of one of the mentioned products and risks. The information contained herein is not a substitute for those documents or for professional external advice.

The products or strategies discussed in this document may not be registered nor available in your jurisdiction. Please check the countries of registration with the asset manager, or on the web site <https://www.axa-im.com/en/registration-map>, where a fund registration map is available.

Past performance is not a guide to current or future performance, and any performance or return data displayed does not take into account commissions and costs incurred when issuing or redeeming units. The value of investments, and the income from them, can fall as well as rise and investors may not get back the amount originally invested. Exchange-rate fluctuations may also affect the value of their investment. Due to this and the initial charge that is usually made, an investment is not usually suitable as a short term holding. Commissions and costs have an adverse effect on the performance of the fund.

The Fund referenced herein has not been registered under the United States Investment Company Act of 1940, as amended, nor the United States Securities Act of 1933, as amended. None of the shares may be offered or sold, directly or indirectly in the United States or to any US Person unless the securities are registered under the Act, or an exemption from the registration requirements of the Act is available. A US Person is defined as (a) any individual who is a citizen or resident of the United States for federal income tax purposes; (b) a corporation, partnership or other entity created or organized under the laws of or existing in the United States; (c) an estate or trust the income of which is subject to United States federal income tax regardless of whether such income is effectively connected with a United States trade or business. In the United States, this material may be distributed only to a person who is a "distributor," or who is not a "U.S. person," as defined by Regulation S under the U.S. Securities Act of 1933 (as amended).

For the purposes of presenting the breakdown by country, sector, principal exposures and active strategies, equities and similar instruments relating to a single company (ADRs, GDRs, RSPs, rights, etc.) are grouped in order to form a single exposure for the said company.

Annual turnover rate : Sum the last 12 monthly results to obtain the turnover rate over 1 rolling year, calculated according to the following formula: $(\text{abs}(\text{purchase}) + \text{abs}(\text{sale}) - \text{abs}(\text{subscription} - \text{redemption})) / (2 \times \text{average AUM})$.

Purchase and sale exclude derivatives, short term instruments and some corporate actions.

Subscription and redemption are netted on a monthly basis, impact of inflows and outflows can result in negative turnover which does not reflect portfolio turnover, therefore annual turnover has a floor of 0.

Depending on the recipient's respective jurisdiction or region, the following additional disclosures may apply:

For Chilean Investors: This private offer avails itself of the General Regulation No. 336 of the Superintendence of Securities and

Insurances (currently the Financial Markets Commission). This offer relates to securities not registered with the Securities Registry or the Registry of Foreign Securities of the Financial Markets Commission, and therefore such securities are not subject to oversight by the latter; Being unregistered securities, there is no obligation on the issuer to provide public information in Chile regarding such securities; and these securities may not be subject to a public offer until they are registered in the corresponding Securities Registry.

Para inversionistas chilenos: ESTA OFERTA PRIVADA SE ACOGE AL REGLAMENTO GENERAL N° 336 DE LA SUPERINTENDENCIA DE VALORES Y SEGUROS (ACTUALMENTE COMISIÓN DE MERCADOS FINANCIEROS). ESTA OFERTA SE REFIERE A VALORES NO INSCRITOS EN EL REGISTRO DE VALORES O EN EL REGISTRO DE VALORES EXTRANJEROS QUE LLEVA LA COMISIÓN DE MERCADOS FINANCIEROS, POR LO QUE TALES VALORES NO ESTÁN SUJETOS A LA FISCALIZACIÓN DE ÉSTA; POR TRATARSE DE VALORES NO INSCRITOS NO EXISTE LA OBLIGACIÓN POR PARTE DEL EMISOR DE ENTREGAR EN CHILE INFORMACIÓN PÚBLICA RESPECTO A LOS VALORES SOBRE LOS QUE SE REFIERE ESTA OFERTA; ESTOS VALORES NO PODRÁN SER OBJETO DE OFERTA PÚBLICA MIENTRAS NO SEAN INSCRITOS EN EL REGISTRO DE VALORES CORRESPONDIENTE.

For Peruvian Investors: AXA Investment Managers is not licensed and it is not legally required to be licensed by the Peruvian Securities Regulator (Superintendencia del Mercado de Valores – SMV) for these activities. Consequently, the Peruvian Securities Regulator does not exercise any kind of supervision regarding this fund, strategy and/or service; and, the information furnished to the investors and the rest of the services rendered by AXA Investment Managers are subject to its exclusive responsibility. In Peru, this document is only for the exclusive use of persons or entities qualifying as “Inversionistas Institucionales” under Peruvian Law. This document is not for public distribution. AXA Investment Managers no tiene y no está legalmente obligada a tener una autorización por parte de la Superintendencia del Mercado de Valores para estas actividades. En consecuencia, la Superintendencia del Mercado de Valores no ejerce ningún tipo de supervisión sobre el fondo, la estrategia, y/o los servicios; y la información proporcionada a los inversionistas y los demás servicios que les presta son de exclusiva responsabilidad de AXA Investment Managers. En el Perú, este documento es para el uso exclusivo de personas o entidades que califiquen como “Inversionistas Institucionales” bajo las leyes peruanas. Este documento no es para distribución al público.

For Uruguayan Investors: The sale of the shares/units qualifies as a private placement pursuant to section 2 of Uruguayan law 18,627. The shares/units must not be offered or sold to the public in Uruguay, except in circumstances which do not constitute a public offering or distribution under Uruguayan laws and regulations. The shares/units are not and will not be registered with the Financial Services Superintendency of the Central Bank of Uruguay. The shares/units correspond to investment funds that are not investment funds regulated by Uruguayan law 16,774 dated September 27, 1996, as amended.

Glossary

Any terms that you're uncertain of?
Visit the glossary page on our website.
axa-im.com/glossary