

C Accumulation GBP Hedged | Data as at 31.03.2024

## Fund objectives and investment policy

The fund aims to provide a positive return after fees have been deducted over a three year period by investing in bonds, equities, currencies and commodity markets.

**Above is the Investment Objective of the fund. For details on the full fund's Investment Policy please see the KIID.**

This fund does not have the objective of sustainable investment or binding environmental or social characteristics as defined by Regulation (EU) 2019/2088 on Sustainability-related Disclosures in the Financial Services Sector (the "SFDR"). Any references to the integration of sustainability considerations are made in relation to the processes of the investment manager or the Schroders Group and are not specific to the fund.

**Relevant risks associated with an investment in this fund are shown below and should be carefully considered before making any investment. Past Performance is not a guide to future performance and may not be repeated. The value of investments and the income from them may go down as well as up and investors may not get back the amounts originally invested. Exchange rate changes may cause the value of investments to fall as well as rise. Performance data does not take into account any commissions and costs, if any, charged when units or shares of any fund, as applicable, are issued and redeemed.**

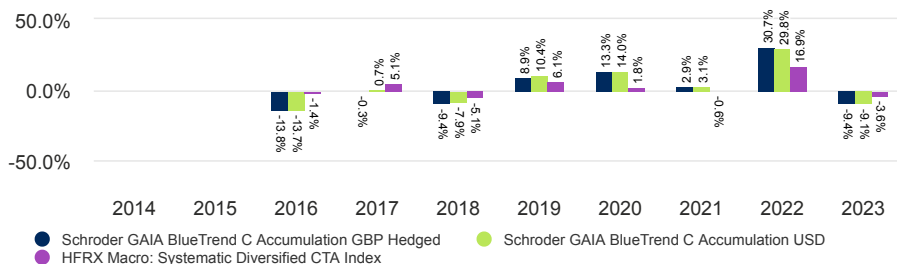
## Share class performance (%)

Cumulative performance	1 month		3 months	YTD	1 year	3 years	5 years	Since inception		
GBP Hedged	4.7		9.2	9.2	13.6	31.4	59.8	26.0		
USD Unhedged	4.8		9.2	9.2	14.0	31.1	62.3	31.9		
Comparator USD	3.5		8.8	8.8	11.4	18.6	32.4	29.5		

Calendar year performance	2014	2015	2016	2017	2018	2019	2020	2021	2022	2023
GBP Hedged	-	-	-13.8	-0.3	-9.4	8.9	13.3	2.9	30.7	-9.4
USD Unhedged	-	-	-13.7	0.7	-7.9	10.4	14.0	3.1	29.8	-9.1
Comparator USD	-	-	-1.4	5.1	-5.1	6.1	1.8	-0.6	16.9	-3.6

Discrete yearly performance (%)	Mar 14 - Mar 15	Mar 15 - Mar 16	Mar 16 - Mar 17	Mar 17 - Mar 18	Mar 18 - Mar 19	Mar 19 - Mar 20	Mar 20 - Mar 21	Mar 21 - Mar 22	Mar 22 - Mar 23	Mar 23 - Mar 24
GBP Hedged	-	-	-19.6	-2.2	-3.6	18.0	3.1	18.1	-2.1	13.6
USD Unhedged	-	-	-19.5	-0.8	-2.2	19.3	3.8	18.1	-2.7	14.0
Comparator USD	-	-	-5.9	3.0	-2.5	7.5	3.8	4.6	1.8	11.4

## Performance over 10 years (%)



## Fund facts

<b>Fund manager</b>	David Kitson Leda Braga
<b>Managed fund since</b>	09.12.2015 ; 09.12.2015
<b>Fund management company</b>	Schroder Investment Management (Europe) S.A.
<b>Domicile</b>	Luxembourg
<b>Fund launch date</b>	09.12.2015
<b>Share class launch date</b>	09.12.2015
<b>Fund base currency</b>	USD
<b>Share class currency</b>	GBP
<b>Fund size (Million)</b>	USD 348.67
<b>Comparator</b>	HFRX Macro: Systematic Diversified CTA Index
<b>Share Price End of Month</b>	GBP 125.9800
<b>Dealing frequency</b>	Daily
<b>Settlement timing</b>	T+3 days
<b>Distribution frequency</b>	No Distribution
<b>Notice period</b>	Subscriptions: T-2; Redemptions: T-2

## Fees & expenses

<b>Performance fee</b>	10% (the multiplier) of the absolute outperformance over a High Water Mark
<b>Ongoing charge</b>	1.47%
<b>Redemption fee</b>	0.00%

## Purchase details

<b>Minimum initial subscription</b>	GBP 10,000 ; EUR 10,000 ; USD 10,000 or their near equivalent in any other freely convertible currency.
-------------------------------------	---

## Codes

<b>ISIN</b>	LU1293074123
<b>Bloomberg</b>	SCGBACG LX
<b>SEDOL</b>	BZBWK09
<b>Reuters code</b>	LU1293074123.LUF

C Accumulation GBP Hedged | Data as at 31.03.2024

Monthly Returns	Jan	Feb	Mar	Apr	May	Jun	Jul	Aug	Sep	Oct	Nov	Dec	Year End
<b>2022</b>													
<b>GBP Hedged</b>	2.2	4.6	8.7	6.0	-1.3	6.2	-4.8	4.8	7.4	-1.2	-4.6	0.2	30.7
<b>USD Unhedged</b>	2.2	4.5	8.7	6.0	-1.4	6.1	-4.8	4.7	7.3	-1.3	-4.8	0.3	29.8
<b>Comparator USD</b>	-0.4	1.5	6.9	5.2	-1.5	4.2	-3.9	3.2	6.5	-0.2	-5.0	-0.1	16.9
<b>2023</b>													
<b>GBP Hedged</b>	-2.8	0.9	-11.3	0.7	3.8	1.2	-2.2	-1.6	5.6	2.0	-6.4	1.5	-9.4
<b>USD Unhedged</b>	-2.7	1.0	-11.4	0.7	3.8	1.3	-2.2	-1.6	5.6	2.0	-6.4	1.6	-9.1
<b>Comparator USD</b>	-1.0	1.9	-6.7	1.9	2.5	2.4	-1.8	-0.4	2.1	0.6	-4.0	-0.7	-3.6
<b>2024</b>													
<b>GBP Hedged</b>	-1.0	5.3	4.7	-	-	-	-	-	-	-	-	-	-
<b>USD Unhedged</b>	-1.0	5.3	4.8	-	-	-	-	-	-	-	-	-	-
<b>Comparator USD</b>	1.2	3.9	3.5	-	-	-	-	-	-	-	-	-	-

### Risk considerations

**Counterparty risk:** The fund may have contractual agreements with counterparties. If a counterparty is unable to fulfil their obligations, the sum that they owe to the fund may be lost in part or in whole.

**Credit risk:** A decline in the financial health of an issuer could cause the value of its bonds to fall or become worthless.

**Currency risk:** The fund may lose value as a result of movements in foreign exchange rates, otherwise known as currency rates.

**Derivatives risk:** Derivatives, which are financial instruments deriving their value from an underlying asset, may be used to manage the portfolio efficiently. The fund may also materially invest in derivatives including using short selling and leverage techniques with the aim of making a return. A derivative may not perform as expected, may create losses greater than the cost of the derivative and may result in losses to the fund.

**Interest rate risk:** The fund may lose value as a direct result of interest rate changes.

**Liquidity risk:** In difficult market conditions, the fund may not be able to sell a security for full value or at all. This could affect performance and could cause the fund to defer or suspend redemptions of its shares, meaning investors may not be able to have immediate access to their holdings.

**Market risk:** The value of investments can go up and down and an investor may not get back the amount initially invested.

**Operational risk:** Operational processes, including those related to the safekeeping of assets, may fail. This may result in losses to the fund.

**Performance risk:** Investment objectives express an intended result but there is no guarantee that such a result will be achieved. Depending on market conditions and the macro economic environment, investment objectives may become more difficult to achieve.

**Currency risk / hedged shareclass:** The currency hedging of the share class may not be fully effective and residual currency exposure may remain. The cost associated with hedging may impact performance and potential gains may be more limited than for unhedged share classes.

### Synthetic risk & reward indicator (SRRI)



The risk category was calculated using historical performance data and may not be a reliable indicator of the fund's future risk profile. The fund's risk category is not guaranteed to remain fixed. Please see the Key Investor Information Document for more information.

### Risk statistics & financial ratios

	Fund	Comparator
<b>Annual volatility (%) (3y)</b>	15.7	10.6
<b>Beta (3y)</b>	1.4	-
<b>Sharpe ratio (3y)</b>	0.5	0.3

Source: Morningstar. The above ratios are based on bid to bid price based performance data of the unhedged equivalent share class.

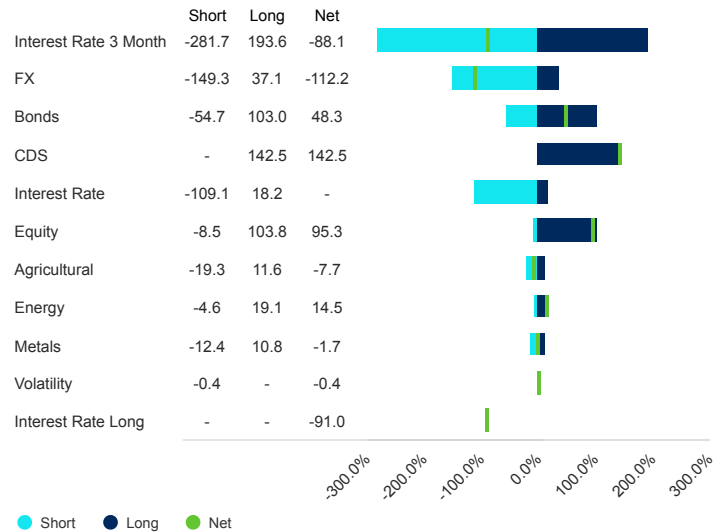
C Accumulation GBP Hedged | Data as at 31.03.2024

### Asset allocation

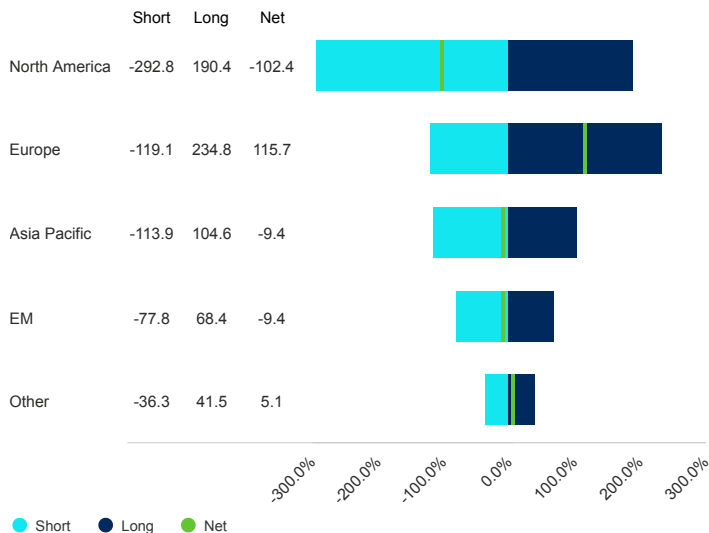
#### Exposure Analysis (%)

Equity Long	103.8
Equity Short	-8.9
Bond Long	103.0
Bond Short	-54.7
Interest Rate Long	211.8
CDS Long	142.5
Commodity Long	41.5
FX Long	37.1
Commodity Short	-36.3
Other	-540.1
<b>Fund Net Exposure</b>	<b>-0.4</b>
<b>Fund Gross Exposure</b>	<b>1,279.6</b>

#### Sector (%)



#### Region (%)



#### Top 10 long holdings (%)

Holding name	%
Markit CDX.NA.IG.42	67.2
Bonds United States of America	62.9
EUR - Interest Rate 3 Month	55.4
GBP - Interest Rate 3 Month	54.3
Markit ITRX Europe 41	47.2
JPN 10Y BOND FUTURE	21.5
Markit CDX.NA.HY.42	15.7
MSCI EAFE Index	12.9
MXN - FX	12.8
Markit ITRX Europe Crossover 41	12.5

#### Top 10 short holdings (%)

Holding name	%
Interest Rate 3 Month 1 Canada	-120.6
Interest Rate 3 Month 2 United States of America	-87.2
Interest Rate Long 1 United States of America	-58.5
Interest Rate Long 2 European Union	-17.3
Bonds Canada	-17.0
FX 1 Japan	-15.4
FX 2 China	-13.2
FX 3 Switzerland	-11.8
Interest Rate Long 3 South Africa	-11.4
FX 4 New Zealand	-10.8

Source: Schroders. Top holdings and asset allocation are at fund level.

C Accumulation GBP Hedged | Data as at 31.03.2024

## Share class available

	C Accumulation GBP Hedged	C Income GBP Hedged
<b>Distribution frequency</b>	No Distribution	Annually
<b>ISIN</b>	LU1293074123	LU1293074396
<b>Bloomberg</b>	SCGBCAG LX	SCGBCDG LX
<b>SEDOL</b>	BZBWK09	BZBWK21

## Contact information

Schroder Investment Management (Europe) S.A.  
5, rue Höhenhof  
Sennigerberg  
Luxembourg  
L-1736  
Tel: +352 341 342 202  
Fax: +352 341 342 342

For your security, communications may be taped or monitored.

## Information relating to changes in fund manager, investment objective, benchmark and corporate action information

The fund's performance should be assessed against its target benchmark, being to provide a positive return over a three year period and compared against the HFRX Macro: Systematic Diversified CTA Index. The comparator benchmark is only included for performance comparison purposes and does not have any bearing on how the Investment Manager invests the fund's assets. The investment manager invests on a discretionary basis and there are no restrictions on the extent to which the Fund's portfolio and performance may deviate from the comparator benchmark. The target benchmark has been selected because the target return of the fund is to deliver the return of that benchmark as stated in the investment objective. The comparator benchmark has been selected because the investment manager believes that the benchmark is a suitable comparison for performance purposes given the fund's investment objective and policy. On 1 January 2022 the fund's comparator benchmark changed from MSCI World (Net TR) Index to HFRX Macro: Systematic Diversified CTA Index

### Benchmarks: (If applicable)

Some performance differences between the fund and the benchmark may arise because the fund performance is calculated at a different valuation point from the benchmark. The fund is not managed with reference to a benchmark. The comparator benchmark has been selected because the investment manager believes that the benchmark is a suitable comparison for performance purposes given the fund's investment objective and policy.

## Source and ratings information

Source of all performance data, unless otherwise stated: Morningstar, bid to bid, net income reinvested, net of fees.

C Accumulation GBP Hedged | Data as at 31.03.2024

**Important information****Costs:**

Certain costs associated with your investment in the fund may be incurred in a different currency to that of your investment. These costs may increase or decrease as a result of currency and exchange rate fluctuations.

If a performance fee is applicable to this fund, details of the performance fee model and its computation methodology can be found in the fund's prospectus. This includes a description of the performance fee calculation methodology, the dates on which the performance fee is paid and details of how the performance fee is calculated in relation to the fund's performance fee benchmark, which may differ from the benchmark in the fund's investment objective or investment policy.

For further information regarding the costs and charges associated with your investment, please consult the funds' offering documents and annual report.

**General:**

This document does not constitute an offer to anyone, or a solicitation by anyone, to subscribe for shares of Schroder GAIA (the "Company"). Nothing in this document should be construed as advice and is therefore not a recommendation to buy or sell shares. An investment in the Company entails risks, which are fully described in the prospectus. Subscriptions for shares of the Company can only be made on the basis of its latest Key Information Document and prospectus, together with the latest audited annual report (and subsequent unaudited semi-annual report, if published), copies of which can be obtained, free of charge, from Schroder Investment Management (Europe) S.A. For the UK, these documents may be obtained in English, free of charge, from the following link: [www.eifs.lu/schroders](http://www.eifs.lu/schroders). Schroders may decide to cease the distribution of any fund(s) in any EEA country at any time but we will publish our intention to do so on our website, in line with applicable regulatory requirements. This fund does not have the objective of sustainable investment or binding environmental or social characteristics as defined by Regulation (EU) 2019/2088 on Sustainability-related Disclosures in the Financial Services Sector (the "SFDR"). Any references to the integration of sustainability considerations are made in relation to the processes of the investment manager or the Schroders Group and are not specific to the fund. Any reference to sectors/countries/stocks/securities are for illustrative purposes only and not a recommendation to buy or sell any financial instrument/securities or adopt any investment strategy. Past Performance is not a guide to future performance and may not be repeated. The value of investments and the income from them may go down as well as up and investors may not get back the amounts originally invested. Exchange rate changes may cause the value of investments to fall as well as rise. Performance data does not take into account any commissions and costs, if any, charged when units or shares of any fund, as applicable, are issued and redeemed. Schroders has expressed its own views and opinions in this document and these may change. Information herein is believed to be reliable but Schroders does not warrant its completeness or accuracy. Third party data including MSCI data is owned or licensed by the data provider and may not be reproduced or extracted and used for any other purpose without the data provider's consent. Third party data is provided without any warranties of any kind. The data provider and issuer of the document shall have no liability in connection with the third party data. The terms of the third party's specific disclaimers, if any, are set forth in the Important Information section at [www.schroders.com](http://www.schroders.com). FTSE International Limited ("FTSE") © FTSE (2023). "FTSE®" is a trademark of London Stock Exchange Plc and The Financial Times Limited and is used by FTSE International Limited under licence. All rights in the FTSE indices and / or FTSE ratings vest in FTSE and/or its licensors. Neither FTSE nor its licensors accept any liability for any errors or omissions in the FTSE indices and / or FTSE ratings or underlying data. No further distribution of FTSE Data is permitted without FTSE's express written consent. © 2023 Morningstar UK Ltd. All rights reserved. The information contained herein: (1) is proprietary to Morningstar and/or its content providers; (2) may not be copied or distributed; and (3) is not warranted to be accurate, complete, or timely. Neither Morningstar nor its content providers are responsible for any damages or losses arising from any use of this information. Past performance is no guarantee of future results. For more detailed information about Morningstar's Analyst Rating, including its methodology, please go to:

<http://corporate.morningstar.com/us/documents/MethodologyDocuments/AnalystRatingforFundsMethodology.pdf> For disclosure and detailed information about this fund please refer to full Morningstar Global Fund Report. Schroders will be a data controller in respect of your personal data. For information on how Schroders might process your personal data, please view our Privacy Policy available at [www.schroders.com/en/privacy-policy/](http://www.schroders.com/en/privacy-policy/) or on request should you not have access to this webpage. A summary of investor rights may be obtained from <https://www.schroders.com/en/global/individual/summary-of-investor-rights/> For your security, communications may be recorded or monitored. Distributed in the UK by Schroder Investment Management Ltd, 1 London Wall Place, London EC2Y 5AU. Registration No 1893220 England. Authorised and regulated by the Financial Conduct Authority. Issued by Schroder Investment Management (Europe) S.A., 5, rue Höhenhof, L-1736 Senningerberg, Luxembourg. Registration No B 37.799.