

abrdn China A Share Equity Fund

I Acc GBP



31 March 2024

Objective

To generate growth over the long term (5 years or more) by investing in China A equities (company shares).

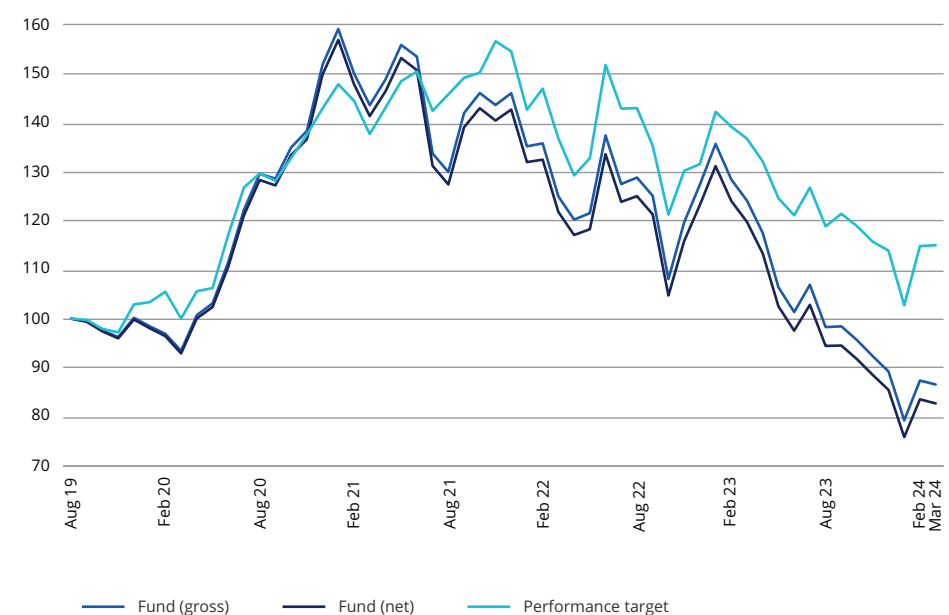
Performance Target: To achieve the return of the MSCI China A Onshore Index, plus 3% per annum over rolling three year periods (before charges). There is no certainty or promise that the Performance Target will be achieved.

The MSCI China A Onshore Index (the "Index") is a representative index of Mainland China stock market.

Portfolio securities

- The fund will invest at least 70% in China A equities (including companies listed on Chinese Stock Exchanges and investment through QFI, and the Shanghai-Hong Kong and Shenzhen-Hong Kong Stock Connect programme).
- The fund may also invest in other Chinese equities.
- The fund may also invest in other funds (including those managed by abrdn), cash and assets that can be turned into cash quickly.

Performance



Cumulative and annualised performance

| | 1 month | 6 months | Year to date | 1 year | 3 years (p.a.) | 5 years (p.a.) |
|------------------------|---------|----------|--------------|--------|----------------|----------------|
| Fund (gross) (%) | -0.93 | -12.09 | -3.00 | -28.84 | -14.95 | n/a |
| Fund (net) (%) | -0.99 | -12.52 | -3.23 | -29.54 | -15.79 | n/a |
| Performance target (%) | 0.15 | -5.30 | 0.97 | -15.92 | -5.84 | n/a |

Discrete annual returns - year to 31/3

| | 2024 | 2023 | 2022 | 2021 | 2020 |
|------------------------|--------|-------|--------|-------|------|
| Fund (gross) (%) | -28.84 | -0.69 | -12.99 | 53.77 | n/a |
| Fund (net) (%) | -29.54 | -1.68 | -13.86 | 52.24 | n/a |
| Performance target (%) | -15.92 | -0.06 | -0.63 | 37.72 | n/a |

Performance Data: Share Class I Acc.

Benchmark history: Performance target – MSCI China A Onshore +3.00%

Source: Lipper. Basis: Total Return, NAV to NAV, UK Net/Gross Income Reinvested.


"Fund (Net)" refers to the actual unit price performance of the shareclass shown; "Fund(Gross)" adds back charges such as the annual management charge to present performance on the same basis as the performance target / performance comparator / portfolio constraining benchmark. These figures do not include the initial charge; if this is paid it will reduce performance from that shown.

Past performance is not a guide to future returns and future returns are not guaranteed.

Key facts

| | |
|-------------------------------------|-----------------------------|
| Fund manager(s) | Asia Pacific Equity Team |
| Fund launch date | 20 August 2019 |
| Share class launch date | 20 August 2019 |
| Authorised corporate director (ACD) | abrdn Fund Managers Limited |
| Fund size | £7.0m |
| Number of holdings | 44 |
| Performance target | MSCI China A Onshore +3.00% |
| Fund historic yield ¹ | 0.48% |
| Distribution frequency | Annual |
| Entry charge (up to) ² | 0.00% |
| Annual management charge | 1.00% |
| Ongoing charge figure ³ | 1.17% |
| Minimum initial investment | GBP 1,000,000 |
| Fund type | OEIC |
| Valuation point | 12:00 (UK time) |
| Base currency | GBP |
| Sedol | BJR5NM3 |
| ISIN | GB00BJR5NM39 |
| Bloomberg | ASICIAG LN |
| Citicode | QH2P |
| Reuters | LP68565178 |
| Domicile | United Kingdom |

Risk and reward profile



This indicator reflects the volatility of the fund's share price. See the relevant UCITS Key Investor Information Document (KIID) or PRIIPs Key Information Document (KID) for details

Key risks

- The value of investments and the income from them can fall and investors may get back less than the amount invested.
- The fund invests in equity and equity related securities. These are sensitive to variations in the stock markets which can be volatile and change substantially in short periods of time.
- Concentration Risk - A concentrated portfolio (whether by number of holdings, geographic location or sector) may be more volatile and less liquid than a diversified one.
- The fund invests in Chinese equities. Investing in China involves a greater risk of loss than investing in more developed markets due to, among other factors, greater government intervention, tax, economic, foreign exchange, liquidity and regulatory risks.

Investor Services
0345 113 69 66

www.abrdn.com

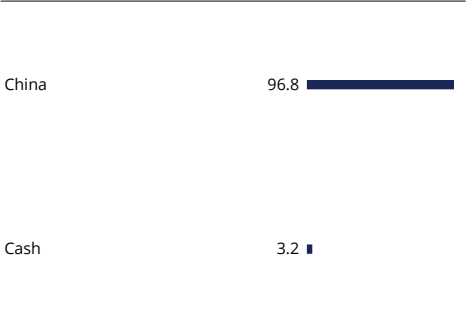
Management process

- The management team use their discretion (active management) to maintain a diverse asset mix at sector and company level.
- Their primary focus is on selecting companies using research techniques to select individual holdings. The research process is focused on finding attractive high quality companies that can be held for the long term through the assessment of their business, the industry they operate in, their financial strength and the capability of their management team.
- Due to the active nature of the management process, the fund's performance profile may deviate significantly from that of the Index.

Top Ten Holdings

| | |
|---|------|
| Kweichow Moutai Co Ltd | 9.3 |
| Contemporary Amperex Technology Co Ltd | 5.4 |
| Proya Cosmetics Co Ltd | 4.7 |
| China Merchants Bank Co Ltd | 4.7 |
| Fuyao Glass Industry Group Co Ltd | 4.4 |
| Midea Group Co Ltd | 4.2 |
| Shenzhen Mindray Bio-Medical Electronics Co Ltd | 4.2 |
| Aier Eye Hospital Group Co Ltd | 3.6 |
| NARI Technology Co Ltd | 3.1 |
| Ping An Insurance Group Co of China Ltd | 2.8 |
| Assets in top ten holdings | 46.4 |

Country (%)



Source : abrdn 31/03/2024
Figures may not always sum to 100 due to rounding.

Sector (%)

| | |
|------------------------|------|
| Industrials | 23.0 |
| Consumer Staples | 19.7 |
| Financials | 14.1 |
| Consumer Discretionary | 13.5 |
| Information Technology | 11.3 |
| Health Care | 10.9 |
| Materials | 2.6 |
| Utilities | 1.6 |
| Cash | 3.2 |

- (e) Investing in China A shares involves special considerations and risks, including greater price volatility, a less developed regulatory and legal framework, exchange rate risk/controls, settlement, tax, quota, liquidity and regulatory risks.
- (f) Derivatives Risk - The use of derivatives may involve additional liquidity, credit and counterparty risks. In some cases the risk of loss from derivatives may be increased where a small change in the value of the underlying investment may have a larger impact on the value of the derivative.

Risk stats

| | |
|----------------------------|-------|
| Alpha^ | -4.07 |
| Benchmark Volatility (SD)^ | 19.64 |
| Beta^ | 1.10 |
| Fund Volatility (SD)^ | 23.52 |
| Information Ratio^ | -0.52 |
| R-Squared^ | 0.84 |
| Sharpe Ratio^ | -0.76 |
| Tracking Error^ | 9.69 |

Source : abrdn. ^ Three year annualised.

Derivative usage

- Derivatives are linked to the value of other assets. In other words, they derive their price from one or more underlying asset.
- Derivative usage in the fund is expected to be very limited. Where derivatives are used, this would mainly be in response to significant inflows into the fund so that in these instances, cash can be invested while maintaining the fund's existing allocations to equities.

To help you understand this fund and for a full explanation of risks and the overall risk profile of this fund and the shareclasses within it, please refer to the Key Investor Information Documents and Prospectus which are available on our website www.abrdn.com The Prospectus also contains a glossary of key terms used in this document.

¹The Historic Yield as at 29/02/2024 reflects distributions declared over the past twelve months as a percentage of the mid-market share price, as at the date shown. It does not include any preliminary charge and investors may be subject to tax on their distributions.

²These are the maximum charges that we might take out of your money before it is invested. In some cases, the charges may be less and you should speak to your financial advisor about this.

³The Ongoing Charge Figure (OCF), is the overall cost shown as a percentage of the value of the assets of the fund. It is made up of the Annual Management Charge (AMC) of 1.00% and other charges. It does not include any initial charges or the cost of buying and selling stocks for the fund. The Ongoing Charges figure can help you compare the annual operating expenses of different funds.

The fund is a sub-fund of abrdn OEIC I, an authorised open-ended investment company (OEIC).

The information contained in this document should not be considered as an offer, solicitation or investment recommendation to deal in the shares of any securities or financial instruments. It is not intended for distribution or use by any person or entity who is a citizen or resident of or located in any jurisdiction where such distribution, publication or use would be prohibited.

Nothing herein constitutes investment, legal, tax or other advice and is not to be relied upon in making an investment or other decision. No recommendation is made, positive or otherwise, regarding individual securities mentioned. This is not an invitation to subscribe for shares in the fund and is by way of information only.

Subscriptions will only be received and shares issued on the basis of the current Prospectus, relevant Key Investor Information Document (KIID) and Supplementary Information Document (SID) for the fund. These can be obtained free of charge from abrdn Fund Managers Limited, PO Box 9029, Chelmsford, CM99 2WJ or available on www.abrdn.com.

Any data contained herein which is attributed to a third party ("Third Party Data") is the property of (a) third party supplier(s) (the "Owner") and is licensed for use by abrdn*. Third Party Data may not be copied or distributed. Third Party Data is provided "as is" and is not warranted to be accurate, complete or timely. To the extent permitted by applicable law, none of the Owner, abrdn* or any other third party (including any third party involved in providing and/or compiling Third Party Data) shall have any liability for Third Party Data or for any use made of Third Party Data. Neither the Owner nor any other third party sponsors, endorses or promotes the fund or product to which Third Party Data relates.

* abrdn means the relevant member of abrdn group, being abrdn plc together with its subsidiaries, subsidiary undertakings and associated companies (whether direct or indirect) from time to time.

United Kingdom (UK): Issued by abrdn Fund Managers Limited, registered in England and Wales (740118) at 280 Bishopsgate, London EC2M 4AG. Authorised and regulated by the Financial Conduct Authority in the UK.