



Capital Group Global High Income Opportunities (LUX)

Factsheet
 GBP - United Kingdom
 Class Zgdh-GBP shares (hedged)
 Asset class: Fixed Income
 Data as at 29 February 2024

Fund information

Fund launch date: 7 May 1999

Share class launch date: 21 August 2012

Objective:

The fund seeks to provide, over the long term, a high level of total return, of which a large component is current income by investing primarily in emerging market bonds and corporate high yield bonds from around the world, denominated in USD and various national currencies (including emerging markets currencies). The fund also aims to manage a carbon footprint that is generally at least 30% lower than its corporate indices, and evaluates and applies ESG and norms-based screening to implement a negative screening policy relating to investments in corporate and sovereign issuers.

Fund size: £1,104 million

ISIN: LU0817817884

Fund type: UCITS

Base currency: USD

About Capital Group

Established in 1931 and employee owned, Capital Group is one of the largest, oldest and most stable investment managers in the world.

The Capital System™

Our distinctive, active investment approach, harnesses high conviction investing from multiple investment professionals working independently alongside each other with the overall aim of producing smoother returns that align with our investors' long-term objectives.

Portfolio managers

| | Based in | CG (years)* | Industry (years)* |
|-----------------------|-------------|-------------|-------------------|
| L.Freitas de Oliveira | Geneva | 30 | 35 |
| K.Spence | London | 28 | 28 |
| D.Daigle | New York | 29 | 29 |
| S.Ward | Los Angeles | 7 | 31 |

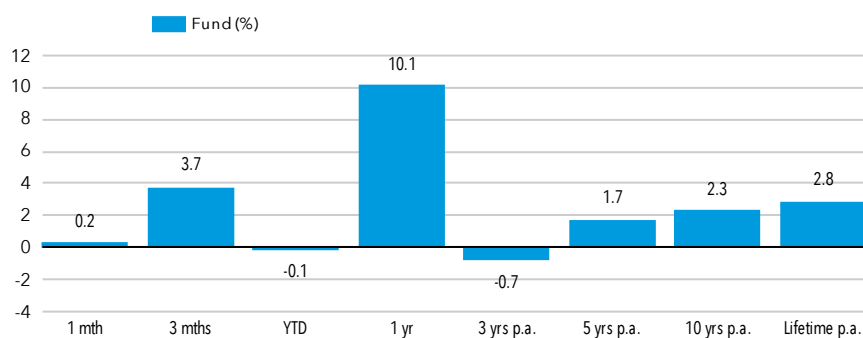
*Data as at 31 December 2023

Fund results in GBP (Zgdh-GBP shares) in 12-month periods to 29 Feb (%)

| Fund | Feb 2019 - Feb 2020 | Feb 2020 - Feb 2021 | Feb 2021 - Feb 2022 | Feb 2022 - Feb 2023 | Feb 2023 - Feb 2024 |
|------|---------------------|---------------------|---------------------|---------------------|---------------------|
| Fund | 3.8 | 7.1 | -3.8 | -7.5 | 10.1 |

Supplementary information

Fund results



Fund results in GBP (Zgdh-GBP shares) in calendar year periods (%)

| Fund | 2019 | 2020 | 2021 | 2022 | 2023 |
|------|------|------|------|-------|------|
| Fund | 10.6 | 7.3 | 0.5 | -13.1 | 10.8 |

Fund results are shown after fees and expenses and are calculated as the increase or decrease in net asset value of the fund over the relevant period. Results shown prior to the launch of the share class relate to older share classes, adjusted where necessary to reflect the management fee of the recipient share class. Results based on month-end NAV. See glossary for details.

Synthetic Risk & Reward Indicator (SRRI)

| | | | | | | |
|---|---|---|---|---|---|---|
| 1 | 2 | 3 | 4 | 5 | 6 | 7 |
|---|---|---|---|---|---|---|

Lower risk

Potentially lower rewards

Higher risk

Potentially higher rewards

This risk indicator is based on the assumption that you hold the product for 5 years. Please refer to Glossary for more information.

Fund ratings



Overall rating among 610 Global Flexible Bond - GBP Hedged funds as at 29 February 2024.

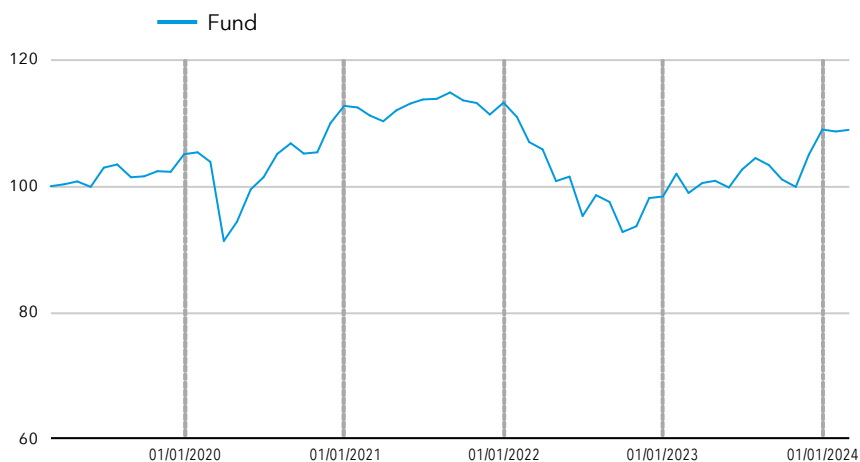
Morningstar Medalist rating™ as at 02 August 2023.

Risks and other key information

The value of investments and income from them can go down as well as up and you may lose some or all of your initial investment. Past results are not a guarantee of future results. If the currency in which you invest strengthens against the currency in which the underlying investments of the fund are made, the value of your investment will decrease. Risks may be associated with investing in fixed income, emerging markets and/or high-yield securities; emerging markets are volatile and may suffer from liquidity problems. Some funds may invest in financial derivative instruments for investment purposes, hedging and/or efficient portfolio management.

Capital Group Global High Income Opportunities (LUX)

The value of a hypothetical 100 GBP investment



Fund results are shown after fees and expenses and are calculated as the increase or decrease in net asset value of the fund over the relevant period. Past results are not a guarantee of future results. Performance is shown for the past 5 years or since inception for funds launched within the period.

Reference information

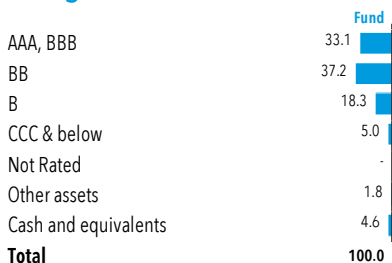
| | |
|------------------------------|---|
| Number of issuers | 402 |
| Fiscal year end | 31 December |
| SFDR classification | Article 8 |
| Dealing frequency | Daily |
| Domicile | Luxembourg |
| Investment adviser | Capital Research and Management Company |
| Average credit rating | BB |
| Fund income yield | 6.9% |
| ISA/SIPP eligible | Yes |
| Standard deviation (3 years) | 8.9 |
| Standard deviation (5 years) | 9.9 |
| | Fund |
| Yield to worst (%) | 7.8 |
| Effective duration (years) | 4.7 |

See glossary for more.

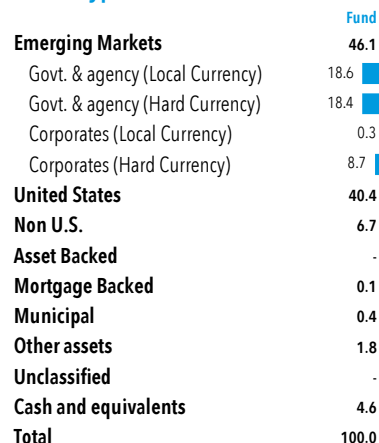
Region breakdown, %



Rating breakdown, %



Asset type breakdown, %



Top 10 holdings

| Holder | Rating | Yield to worst | % Fund |
|-------------------------|--------|----------------|-------------|
| Mexico Government | BBB | 7.7 | 4.4 |
| Brazil Government | BB | 10.6 | 3.0 |
| Indonesia Government | BBB | 6.6 | 2.8 |
| South Africa Government | BB | 11.3 | 2.6 |
| Poland Government | A | 5.3 | 2.1 |
| Colombia Government | BBB | 9.0 | 1.9 |
| Malaysia Government | A | 3.9 | 1.5 |
| First Quantum Minerals | B | 7.9 | 1.3 |
| Saudi Arabia Government | A | 5.6 | 1.3 |
| Turkey Government | B | 16.8 | 1.3 |
| Total | | | 22.1 |

Rating refers to the higher of S&P, Moody's and Fitch for the highest weighted issue.

Share class information (further share classes available at capitalgroup.com/europe)

| Class | NAV | Management fee p.a. | TER | Dividend yield | Min. investment | Bloomberg | ISIN | SEDOL |
|----------------|--------|---------------------|-------|----------------|-----------------|------------|--------------|---------|
| Zgdh-GBP (Inc) | £13.80 | 0.750% | 0.86% | 6.6% | none | CIGHIHG LX | LU0817817884 | B7SF6L8 |

The charges you pay are used to pay the costs of running the fund, including the costs of marketing and distributing it. These charges reduce the potential growth of your investment. In addition to the Total Expense Ratio (TER), entry charges may apply according to provisions described in the Prospectus. Data is likely to change over time and does not constitute a commitment from the management company. Total Expense Ratio (TER) is calculated over the last 12 months with a one month lag. TER data is therefore as at 31 January 2024. Hedged share classes may be available.

Capital Group Global High Income Opportunities (LUX)

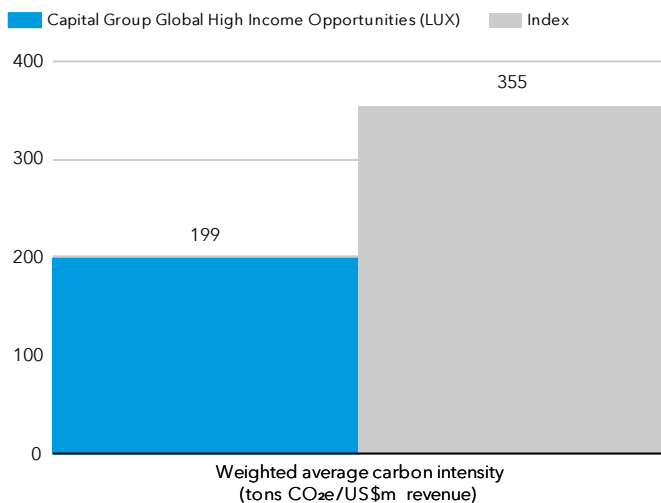
ESG and norms-based screens

The fund excludes investment in the following:

| | |
|------------------|---|
| Norms-based | <ul style="list-style-type: none"> Companies that violate UN Global Compact principles |
| Weapons | <ul style="list-style-type: none"> Companies with any ties to controversial weapons¹ Companies that generate any revenue from the production of nuclear weapons Companies with >10% revenue from weapons systems, components and support systems and services |
| Tobacco | <ul style="list-style-type: none"> Companies with >5% revenue from the production of tobacco |
| Fossil fuels | <ul style="list-style-type: none"> Companies with >10% revenue from the production and / or distribution of thermal coal Companies with >10% revenue from the extraction of oil sands Companies with >10% revenue from the production of Arctic oil |
| Various criteria | <ul style="list-style-type: none"> Sovereigns that score below Capital Group's ESG Sovereign thresholds |

The fund will also maintain a carbon footprint that is generally at least **30% below index level** (for eligible securities)²

Emissions analysis³



The fund is currently 44% lower than the index.

Data coverage

Data coverage for the fund is 48%

Data provider

Capital Group uses data and calculation methodology provided by MSCI. Data may not be available for all portfolio holdings. For more information: <https://www.msci.com/notice-and-disclaimer>

Assessing portfolio carbon emissions

- The Weighted Average Carbon Intensity is the metric we use to report the fund's carbon emissions. It helps show the carbon footprint of the portfolio compared to the index, as well as understand the attribution of emission results.
- At this stage, climate impact assessment includes corporates only. Sovereign bonds and cash are not in scope of the assessment.

| | |
|---------------|---|
| Metric | Weighted average carbon intensity (tons CO ₂ e/US\$m revenue) ⁴ |
|---------------|---|

| | |
|--------------------|---|
| Description | Measures a portfolio's exposure to carbon-intensive companies |
|--------------------|---|

| | |
|--------------------------------|--|
| Calculation methodology | Sum product of the portfolio weights and the companies' carbon intensity |
|--------------------------------|--|

Sources: Capital Group, MSCI

Norms-based analysis determines whether an issuer complies with the universal principles in the United Nations Global Compact (UNGC).

¹ Companies that have any ties to cluster munitions, landmines, biological/chemical weapons, depleted uranium weapons, blinding laser weapons, incendiary weapons, nuclear weapons and/or non-detectable fragments.

² For securities for which this can be measured, currently defined as corporate bonds. Index refers to 50% Bloomberg US Corporate High Yield 2% Issuer Capped, 20% JPMorgan EMBI Global, 20% JPM GBI-EM Global Diversified and 10% JPM CEMBI Broad Diversified.

³ Carbon footprint calculation is based on Scope 1 and 2 emissions. Scope 1: direct emissions from the company's facilities. Scope 2: indirect emissions linked to the company's energy consumption.

⁴ Carbon dioxide equivalent (CO₂e) is the number of metric tons of CO₂ emissions with the same global warming potential as one metric ton of another greenhouse gas.

For France: Investors should note that, relative to the expectations of the Autorité des Marchés Financiers, this fund presents disproportionate communication on the consideration of non-financial criteria in its investment policy.

All Funds Glossary

Asset class - A group of financial instruments which have similar financial characteristics and behave similarly in the market place. Examples include fixed income, equity and multi-asset.

Balanced - Funds investing in a flexible mix of equities and fixed income securities.

Base currency - The base currency of a mutual fund refers to the currency in which the fund's net asset value (NAV) is calculated.

Bloomberg code - Issued by Bloomberg, this is a code that uniquely identifies a specific securities issue.

Composite - A single group of discretionary portfolios that collectively represent a particular investment strategy or objective.

Derivatives - A derivative is a contract between two or more parties whose value is based on an agreed-upon underlying financial asset (like a security) or set of assets (like an index). Common underlying instruments include bonds, commodities, currencies, interest rates, market indexes, and stocks.

Dividend - A sum of money paid regularly by a company to its shareholders out of its profits (or reserves).

Dividend yield - Dividend yield represents the ratio of dividends paid over the last 12 months to the net asset value as of the last month end. However, an annualised dividend yield is calculated on the basis of the most recent dividend payment when, in the last 12 months, i) a share class has been launched for the first time or ii) a share class changed its dividend payment frequency or iii) the dividend payment frequency was modified as a result of a corporate event (for instance a special dividend distribution or a closure and relaunch of the share class).

Effective duration - Effective duration provides a measure of interest-rate sensitivity. The longer duration is, the more sensitive to shifts in interest rates.

Emerging market - An emerging market economy is the economy of a developing nation that is becoming more engaged with global markets as it grows.

EMD - Emerging market debt (EMD) is a term used to describe bonds issued by countries with developing economies as well as by corporations within those nations.

Equity - Shares of ownership in a company.

Fixed income funds - Funds investing primarily in fixed income securities.

Fixed income securities - A debt instrument issued by a government, corporate or other entity.

Fund - A financial vehicle made up of a pool of money collected from many investors to invest in securities such as stocks and bonds.

Fund income yield - Income Yield is total income earned by the fund, net of withholding taxes and before management fees and expenses, divided by average net assets over the past 12 months.

Growth funds - Equity funds focused on long-term capital appreciation.

Growth and income funds - Equity funds focused on generating long-term returns from a combination of capital appreciation and dividend income.

Hedging - A method of reducing unnecessary or unintended risk, in this case particularly as it pertains to currency.

High yield - A high yield bond is one with a lower credit rating than an investment grade bond. High yield bonds typically offer a higher rate of interest because of a greater risk of default.

Index - An index represents a particular market or segment of it, and is a tool used to describe the market and compare returns on specific investments.

International Securities Identification Number (ISIN) Code - A code that uniquely identifies a specific securities issue.

Key Investor Information Document (KIID) / Key Information Document (KID) - Document that provides key information about investment funds.

Liquidity - Liquidity describes the degree to which an asset or security can be quickly converted into cash without a significant concession in price.

Multi-asset income - Funds aiming to provide current and/or growing income by investing in a flexible mix of equities and fixed income securities.

Net asset value (NAV) - The month-end NAV is an additional, information-only NAV of the fund. It is calculated on the last week-day of the month, using the same methodology as used by indices, to enable investors to carry out comparisons with relevant benchmarks. No dealing activity can be based on such net asset value per share.

PRIIPs - Packaged retail investment and insurance-based products make up a broad category of financial assets provided to consumers in the European Union.

Securitized - Financial securities that are created by securitising individual loans (debt).

SEDOL - Stock Exchange Daily Official List

SFDR - Sustainable Finance Disclosure Regulation

Share class - Each Capital Group fund has different share classes, such as B and Z. Each share class will have different levels of minimum investment, fees and expenses, and returns will differ.

"Acc" are accumulating share classes.

"Inc" are dividend-distributing share classes (either net dividend, "d" or gross dividend "gd").

"d" are dividend distributing share classes (net dividends).

"gd" are dividend-distributing classes (gross dividends).

"gdh" are dividend-distributing hedged classes (gross dividends).

"gdm" are dividend-distributing with a monthly frequency (gross dividends).

Standard deviation - Standard deviation is calculated after fees and is a measure of how much an investment's returns can vary from its average return.

Synthetic Risk Indicator (SRI) - The summary risk indicator is a guide to the level of risk of this product compared to other products. It shows how likely it is that the product will lose money because of movements in the markets or because we are not able to pay you. The figure in the table rates the likelihood of losing money in the future based on the Net Asset Value of this Share Class over the last ten years with the following ratings: 1 the lowest risk; 2 a low risk; 3 a medium-low risk; 4 a medium risk; 5 as a medium-high risk; 6 the second-highest risk; 7 the highest risk. Be aware of currency risk. If you select a foreign currency share class, you will be exposed to currency risk, receive payments in a different currency to your local currency and your final return will depend on the exchange rate between these two currencies. This risk is not considered in the SRI indicator.

Synthetic Risk & Reward Indicator (SRRI) - SRRI is a component of the UCITS KIID and illustrates a fund's risk and reward profile.

Total expense ratio (TER) - A measure of the total costs associated with running the fund, including marketing and distribution costs.

Total return - The overall actual rate of return of an investment over a given evaluation period.

Turnover - Turnover is calculated over the last 12 months as the lesser of monthly purchases and sales divided by the average net assets.

UCITS - Undertakings for Collective Investment in Transferable Securities (UCITS) is a regulatory framework that allows for the sale of cross-Europe mutual funds.

Yield - The income returned on an investment, such as the interest or dividends received from holding an asset. The yield is usually expressed as an annual percentage rate based on the investment's cost, current market.

Regulatory information

This material is issued for information purposes only by Capital International Management Company Sàrl ("CIMC"), which is regulated by the Commission de Surveillance du Secteur Financier ("CSSF" – Financial Regulator of Luxembourg). CIMC manages the fund(s), which is a (are) sub-fund(s) of Capital International Fund (CIF), organised as an investment company with variable capital (SICAV) under the laws of the Grand Duchy of Luxembourg and authorised by the CSSF as a UCITS. All information is as at the date indicated unless otherwise stated and subject to change.

In Europe, facilities to investors (tasks according to Article 92 of the Directive 2019/1160, points b) to f)), are available at www.eifs.lu/CapitalGroup

For Italy: A full list of Paying Agents and Distributors is located on the website stated.

For Spain: To obtain a list of distributors of the fund please visit CNMV.es. Capital International Fund (CIF) is registered with the Comisión Nacional del Mercado de Valores ('CNMV') under the number 983.

For Switzerland: the Representative in Switzerland: Capital International Sàrl, 3 place des Bergues, 1201 Genève. Paying agent in Switzerland for CIF: JPMorgan (Suisse) SA, 8 rue de la Confédération, 1204 Genève.

For UK: Most protections provided by the UK regulatory system do not apply to investment in the fund and compensation will not be available under the UK Financial Services Compensation Scheme. Approved for issue in the United Kingdom by Capital International Limited, Registered office 1 Paddington Square, London W2 1GL. Authorised and regulated by the Financial Conduct Authority.

For Taiwan: Inquiries regarding investment in any fund product available for sale in Taiwan should be addressed to our local Master Agent, Ezfunds Securities Investment Consulting Enterprise Ltd., 5F-1, No.22, Ln. 407, Sec. 2, Tiding Blvd., Neihu Dist., Taipei City 114, Taiwan

The list of countries where the Fund is registered for distribution can be obtained at all times from CIMC or online at www.capitalgroup.com

Risk factors you should consider before investing:

- **This material is not intended to provide investment advice or be considered a personal recommendation.**
- **The value of investments and income from them can go down as well as up and you may lose some or all of your initial investment.**
- **Past results are not a guide to future results.**
- **If the currency in which you invest strengthens against the currency in which the underlying investments of the fund are made, the value of your investment will decrease. Currency hedging seeks to limit this, but there is no guarantee that hedging will be totally successful.**
- **The Prospectus – together with any locally-required offering documentation – set out risks, which, depending on the fund, may include risks associated with investing in fixed income, derivatives, emerging markets and/or high-yield securities; emerging markets are volatile and may suffer from liquidity problems.**

Other important information

All Capital Group trademarks are owned by The Capital Group Companies, Inc. or an affiliated company. All other company names mentioned are the property of their respective companies.

The information in relation to the index is provided for context and illustration only. The fund is an actively managed UCITS. It is not managed in reference to a benchmark.

Investors acquire shares of the fund, not the underlying assets.

The fund(s) is (are) offered by Prospectus, together with any locally-required offering documentation. In Europe, this is the UCITS Key Investor Information Document (KIID)/PRIIPs Key Information Document (KID). The Prospectus, latest annual and semi-annual reports are available free of charge and in English at www.capitalgroup.com (KIIDs/KIDs are available in the local language of each European country in which the fund(s) is (are) registered), and should be read carefully before investing. The material is not intended to be distributed or used by persons in jurisdictions which prohibit its distribution. These documents, together with any documents relevant to local legislation, contain more complete information about the fund(s), including relevant risks, charges and expenses, and should be read carefully before investing. However, these documents and other information relating to the fund(s) will not be distributed to persons in any country where such distribution would be contrary to law or regulation. If you act as representative of a client it is your responsibility to ensure that the offering or sale of fund shares complies with relevant local laws and regulations.

For European investors, a summary of Fund Shareholder Rights is available in English, French, German, Italian and Spanish at <https://www.capitalgroup.com/eu/investor-rights/>

CIMC may decide to terminate its arrangements for marketing any or all of the sub-funds of Capital International Fund in any EEA country where such sub-fund(s) is/are registered for sale at any time, in which case it will do so in accordance with the relevant UCITS rules.

© 2024 Capital Group. All rights reserved.

Morningstar data: © 2024 Morningstar, Inc. All rights reserved. The information contained herein: (1) is proprietary to Morningstar and/or its content providers; (2) may not be copied or distributed; and (3) is not warranted to be accurate, complete or timely. Neither Morningstar nor its content providers are responsible for any damages or losses arising from any use of this information. Past performance is no guarantee of future results. For more detailed information about Morningstar's Medalist Rating, including its methodology, please go to: global.morningstar.com/managerdisclosures.