

I Income GBP | Data as at 31.03.2024

### Fund objectives and investment policy

The fund aims to provide capital growth in excess of the MSCI Pacific ex Japan (Net Total Return) Index (after fees have been deducted) over a 3 to 5 year period by investing in equities in developed markets of the Asia Pacific region. The fund may also seek to provide income.

Above is the Investment Objective of the fund. For details on the full fund's Investment Policy please see the KIID.

Relevant risks associated with an investment in this fund are shown below and should be carefully considered before making any investment. Past Performance is not a guide to future performance and may not be repeated. The value of investments and the income from them may go down as well as up and investors may not get back the amounts originally invested. Exchange rate changes may cause the value of investments to fall as well as rise. Performance data does not take into account any commissions and costs, if any, charged when units or shares of any fund, as applicable, are issued and redeemed.

### Share class performance (%)

Cumulative performance	1 month	3 months	YTD	1 year	3 years	5 years	10 years
Share class (Net)	1.8	-1.6	-1.6	-2.5	5.3	31.2	104.0
Target	1.4	-0.8	-0.8	0.2	7.7	19.9	86.7

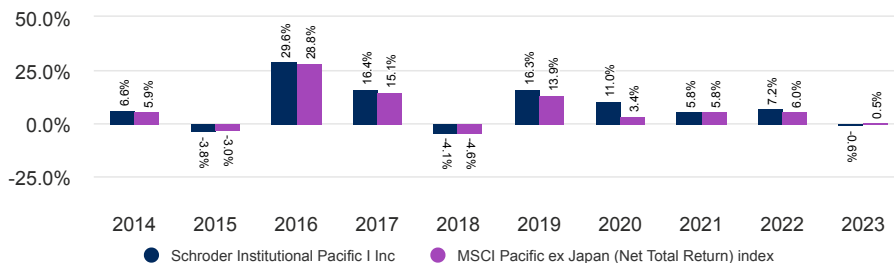
  

Discrete yearly performance (%)	Mar 14 - Mar 15	Mar 15 - Mar 16	Mar 16 - Mar 17	Mar 17 - Mar 18	Mar 18 - Mar 19	Mar 19 - Mar 20	Mar 20 - Mar 21	Mar 21 - Mar 22	Mar 22 - Mar 23	Mar 23 - Mar 24
Share class (Net)	11.7	-8.9	38.0	0.2	10.4	-14.1	45.0	7.7	0.4	-2.5
Target	12.1	-6.6	36.3	-3.2	12.7	-19.7	38.5	8.9	-1.3	0.2

Calendar year performance	2014	2015	2016	2017	2018	2019	2020	2021	2022	2023
Share class (Net)	6.6	-3.8	29.6	16.4	-4.1	16.3	11.0	5.8	7.2	-0.6
Target	5.9	-3.0	28.8	15.1	-4.6	13.9	3.4	5.8	6.0	0.5

### Performance over 10 years (%)



Please see the Benchmark section under Important information for more details.

### Ratings and accreditation



Please refer to the Source and ratings information section for details on the icons shown above.

### Fund facts

Fund manager	Belinda Sanith
Managed fund since	01.01.2019
Fund management company	Schroder Unit Trusts Limited
Domicile	United Kingdom
Fund launch date	24.05.1989
Share class launch date	24.05.1989
Fund base currency	GBP
Share class currency	GBP
Fund size (Million)	GBP 193.50
Number of holdings	40
Target	MSCI Pacific ex Japan (Net Total Return) index
Unit NAV	GBP 8.8540
Dealing frequency	Daily
Distribution frequency	Annually

### Fees & expenses

Ongoing charge	0.52%
Redemption fee	0.00%

### Purchase details

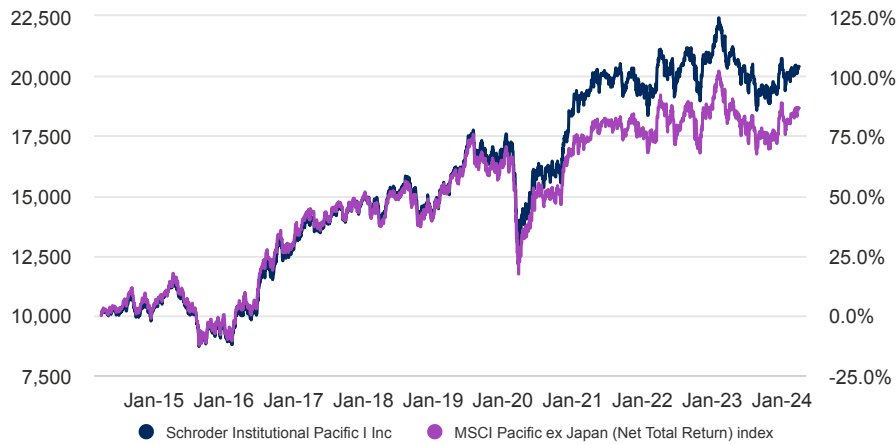
Minimum initial subscription	GBP 100,000
------------------------------	-------------

### Codes

ISIN	GB0007659567
Bloomberg	SCHIPCI LN
SEDOL	0765956

I Income GBP | Data as at 31.03.2024

## 10 year return of GBP 10,000



The chart is for illustrative purposes only and does not reflect an actual return on any investment.

Returns are calculated bid to bid (which means performance does not include the effect of any initial charges), net income reinvested, net of fees.

## Risk considerations

**Counterparty risk:** The fund may have contractual agreements with counterparties. If a counterparty is unable to fulfil their obligations, the sum that they owe to the fund may be lost in part or in whole.

**Currency risk:** The fund may lose value as a result of movements in foreign exchange rates, otherwise known as currency rates.

**Derivatives risk:** Derivatives, which are financial instruments deriving their value from an underlying asset, may be used to manage the portfolio efficiently. A derivative may not perform as expected, may create losses greater than the cost of the derivative and may result in losses to the fund.

**IBOR risk:** The transition of the financial markets away from the use of interbank offered rates (IBORs) to alternative reference interest rates may impact the valuation of certain holdings and disrupt liquidity in certain instruments. This may impact the investment performance of the fund.

**Liquidity risk:** In difficult market conditions, the fund may not be able to sell a security for full value or at all. This could affect performance and could cause the fund to defer or suspend redemptions of its shares, meaning investors may not be able to have immediate access to their holdings.

**Market risk:** The value of investments can go up and down and an investor may not get back the amount initially invested.

**Operational risk:** Operational processes, including those related to the safekeeping of assets, may fail. This may result in losses to the fund.

**Performance risk:** Investment objectives express an intended result but there is no guarantee that such a result will be achieved. Depending on market conditions and the macro economic environment, investment objectives may become more difficult to achieve.

## Synthetic risk & reward indicator (SRRI)

### LOWER RISK

Potentially lower reward

### HIGHER RISK

Potentially higher reward



The risk category was calculated using historical performance data and may not be a reliable indicator of the fund's future risk profile. The fund's risk category is not guaranteed to remain fixed. Please see the Key Investor Information Document for more information.

## Risk statistics & financial ratios

	Fund	Target
<b>Annual volatility (%) (3y)</b>	13.0	14.2
<b>Alpha (%) (3y)</b>	-0.8	-
<b>Beta (3y)</b>	0.9	-
<b>Sharpe ratio (3y)</b>	0.0	0.1
<b>Information ratio (3y)</b>	-0.2	-
<b>12 Month yield</b>	3.5	-
<b>Dividend Yield (%)</b>	3.7	-
<b>Price to book</b>	2.1	-
<b>Price to earnings</b>	19.3	-
<b>Predicted Tracking error (%)</b>	2.4	-

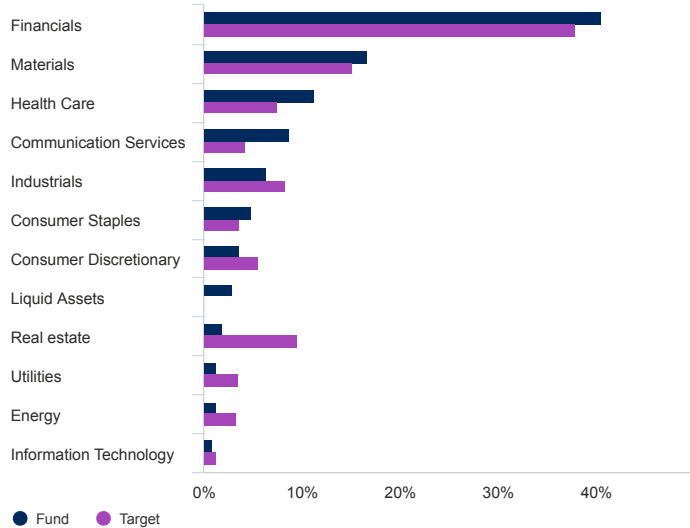
Source: Morningstar, and Schroders for the Predicted tracking error. The above ratios are based on bid to bid price based performance data. Source: Morningstar. The above ratios are based on bid to bid price based performance data. These financial ratios refer to the average of the equity holdings contained in the fund's portfolio and in the benchmark (if mentioned) respectively.

I Income GBP | Data as at 31.03.2024

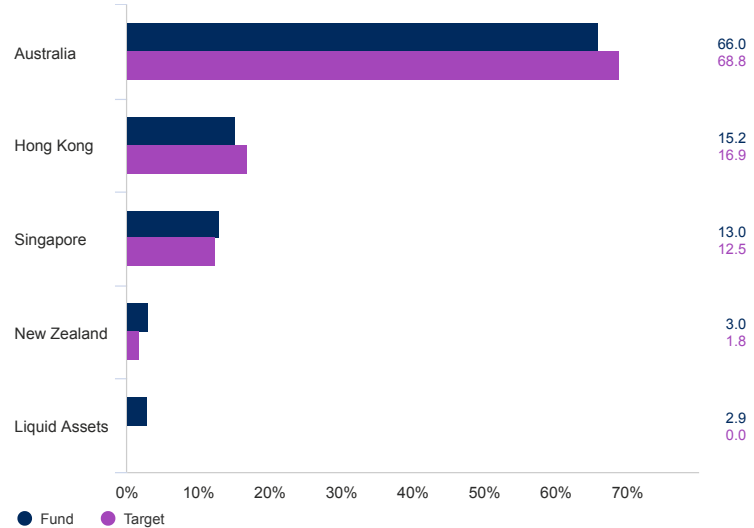
### Asset allocation

Target refers to the Benchmark listed in the Fund facts section and described under the Share class performance section on page 1.

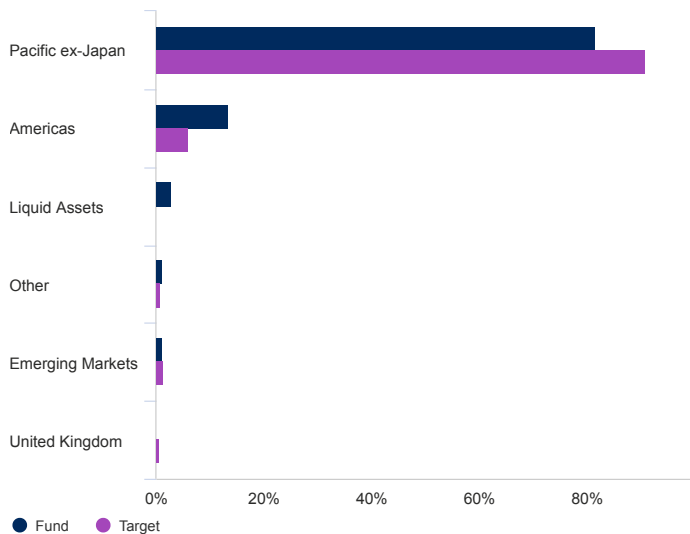
#### Sector (%)



#### Geographical breakdown (%)



#### Region (%)



#### Top 10 holdings (%)

Holding name	%
BHP Group Ltd	7.3
CSL Ltd	6.8
AIA Group Ltd	5.5
DBS Group Holdings Ltd	4.6
Westpac Banking Corp	3.5
Australia & New Zealand Banking Group Ltd	3.5
National Australia Bank Ltd	3.5
Commonwealth Bank of Australia	3.5
Hong Kong Exchanges & Clearing Ltd	3.1
James Hardie Industries PLC	3.0

Source: Schroders. Top holdings and asset allocation are at fund level.

### Contact information

Schroder Unit Trusts Limited  
1 London Wall Place  
London  
United Kingdom  
EC2Y 5AU  
Tel: 0800 182 2399  
Fax:

For your security, communications may be taped or monitored.

### Information relating to changes in fund manager, investment objective, benchmark and corporate action information

The fund aims to provide capital growth in excess of the MSCI Pacific ex Japan (Net Total Return) Index (after fees have been deducted) over a 3 to 5 year period by investing in equities in developed markets of the Asia Pacific region. The fund may also seek to provide income. On 01.07.2023 the MSCI Pacific ex Japan (Gross Total Return) replaced the MSCI Pacific ex Japan (Net Total Return).

I Income GBP | Data as at 31.03.2024

### Source and ratings information

---

Source of all performance data, unless otherwise stated: Morningstar, bid to bid, net income reinvested, net of fees.

**Morningstar Rating:** © Morningstar 2024. All Rights Reserved. The information contained herein: (1) is proprietary to Morningstar and/or its content providers; (2) may not be copied or distributed; and (3) is not warranted to be accurate, complete or timely. Neither Morningstar nor its content providers are responsible for any damages or losses arising from any use of this information. Past performance is no guarantee of future results.

### Important information

---

#### Costs:

Certain costs associated with your investment in the fund may be incurred in a different currency to that of your investment. These costs may increase or decrease as a result of currency and exchange rate fluctuations.

If a performance fee is applicable to this fund, details of the performance fee model and its computation methodology can be found in the fund's prospectus. This includes a description of the performance fee calculation methodology, the dates on which the performance fee is paid and details of how the performance fee is calculated in relation to the fund's performance fee benchmark, which may differ from the benchmark in the fund's investment objective or investment policy.

For further information regarding the costs and charges associated with your investment, please consult the funds' offering documents and annual report.

#### General:

The fund is an authorised unit trust. A Key Investor Information Document and Supplementary Information Document are available. These can be requested via our website at [www.Schroders.co.uk](http://www.Schroders.co.uk) or call one of our Investor Services Team on 0800 182 2399 for a printed version. For investors' security, telephone calls to Schroder Unit Trusts Limited may be recorded. This information is not an offer, solicitation or recommendation to buy or sell any financial instrument or to adopt any investment strategy. Nothing in this material should be construed as advice or a recommendation to buy or sell. Any references to securities, sectors, regions and/or countries are for illustrative purposes only. Schroders has expressed its own views and opinions in this document and these may change. Schroders will be a data controller in respect of your personal data. For information on how Schroders might process your personal data, please view our Privacy Policy available at [www.Schroders.com/en/privacy-policy](http://www.Schroders.com/en/privacy-policy) or on request should you not have access to this webpage. For your security, communications may be taped or monitored. Issued by Schroder Unit Trusts Limited, 1 London Wall Place, London EC2Y 5AU. Registration No 4191730 England. Authorised and regulated by the Financial Conduct Authority.