

OEIC United Kingdom

Contact Details

Tel: 0800 953 0134*

questions@service.columbiathreadneedle.co.uk

*Please note that calls and electronic communications may be recorded.

PO Box 10033, Chelmsford. CM99 2AL, UK

Fund Manager: Adrian Hilton
Since: Mar-17
Management Co: Threadneedle Inv. Services Ltd.
Fund Inception Date: 24/10/05
Index: -
Peer Group: UK IA - Targeted Absolute Return
Fund Currency: GBP
Fund Domicile: United Kingdom
XD Date: 01-May
Pay Date: 30-Jun
Portfolio Size: £21.5m
No. of Securities: 16

All information expressed in GBP

Threadneedle Absolute Return Bond Fund Retail Accumulation GBP

ISIN: GB00B0L4TF81
Share Class Price: 0.5598
Distribution Yield: 0.0%
Underlying Yield: 0.0%
Ongoing Charges: 1.07% (as at 30/04/18)
ISA: Yes
Performance Fee: No

The ongoing charges figure (OCF) is usually based on the last year's expenses and may vary from year to year. It includes charges such as the fund's annual management charge, registration fee, custody fees and distribution cost but excludes the costs of buying or selling assets for the fund (unless these assets are shares of another fund). For a more detailed breakdown please visit www.columbiathreadneedle.com/fees. In some cases, the ongoing charges figure may be based on an estimate of future charges, either because the share/unit class is relatively new and has an insufficient track record to be calculated exactly, or if historic figures are unlikely to accurately reflect future ongoing costs.

Please see table of Share Classes available.

Fund Changes

For detailed information on Fund Changes please see "Significant events - Threadneedle UK Regulated Funds" PDF available on [www.columbiathreadneedle.co.uk/en/literature/document-centre/key-investor-information-documents-\(kiids\)](http://www.columbiathreadneedle.co.uk/en/literature/document-centre/key-investor-information-documents-(kiids))

Ratings/Awards

Risks


- The value of investments can fall as well as rise and investors might not get back the sum originally invested.
- Where investments are in assets that are denominated in multiple currencies, or currencies other than your own, changes in exchange rates may affect the value of the investments.
- Positive returns are not guaranteed and no form of capital protection applies.
- The Fund may enter into financial transactions with selected counterparties. Any financial difficulties arising at these counterparties could significantly affect the availability and the value of Fund asset.
- The Fund invests in securities whose value would be significantly affected if the issuer refused, was unable to or was perceived to be unable to pay.
- Changes in interest rates are likely to affect the Fund's value. In general, as interest rates rise, the price of a fixed rate bond will fall, and vice versa.
- The fund actively invests directly in foreign currency instruments. Currency markets are complex and exchange rates are sensitive to political and market events. This aspect of the fund's investment policy may affect the value of your investments.
- Leverage occurs when economic exposure through derivatives is greater than the amount invested. Such exposure, and the use of short selling techniques, may lead to the Fund suffering losses in excess of the amount it initially invested.
- The Fund may invest materially in derivatives. A relatively small change in the value of the underlying investment may have a much larger positive or negative impact on the value of the derivative.

Opportunities

- Investment and research process focused towards seeking the best sources of performance.
- Provides access to a global best ideas fixed income and currency portfolio, focused on the government bond and currency markets.
- Aims to deliver a positive return irrespective of market conditions although this is not guaranteed.
- Managed by a multi-disciplinary team that has experience of a broad range of market conditions.

Risk and Reward Profile

The Risk and Reward Indicator table demonstrates where the Fund ranks in terms of its potential risk and reward. The higher the rank the greater the potential reward but the greater the risk of losing money. It is based on past data, may change over time, and may not be a reliable indication of the future risk profile of the Fund. The shaded area in the table shows the Fund's ranking on the Risk and Reward Indicator. The lowest category does not mean a risk-free investment.



Morningstar Style Box®

There is no information available for this fund.

Fund Objective & Policy

The aim of the Fund is to make a positive return for you over a rolling 12 month period, notwithstanding changing market conditions. Positive returns are not guaranteed and no form of capital protection applies.

At least two-thirds of the Fund's assets will be in long and short positions in bonds (which are similar to a loan and pay a fixed or variable interest rate) issued by companies and governments worldwide, currencies, and, when appropriate, cash.

The Fund invests directly in these assets or by using derivatives. Derivatives are sophisticated investment instruments linked to the rise and fall of the price of other assets. Derivatives will be used to obtain, increase or reduce exposure to underlying assets and may create gearing. Where gearing is created, the net asset value of the Fund may experience more fluctuation than if there were no gearing. The Fund will also use derivatives for short selling (which is designed to make a profit from falling prices).

At times, the Fund will be concentrated in one or a combination of these assets.

The Fund may also invest in asset classes and instruments different from those stated above.

Share Classes Available

Share	Class	Curr	Tax	AMC	Entry Charge	Min Inv.	Launch	ISIN	SEDOL	BBID	WKN/Valor/CUSIP
Retail	Acc	GBP	Gross	0.85%	3.00%	2,000	24/10/05	GB00B0L4TB44	B0L4TB4	THARRGA LN	A0HGKF
Inst.	Acc	GBP	Gross	0.50%	0.00%	500,000	24/10/05	GB00B0L4TC50	B0L4TC5	THARIGA LN	A0HGKH
Inst.	Acc	GBP	--	0.50%	0.00%	500,000	24/10/05	GB00B0L4TD67	B0L4TD6	THARINA LN	A0HGKG
Retail	Acc	GBP	--	0.85%	3.00%	2,000	24/10/05	GB00B0L4TF81	B0L4TF8	THARRNA LN	A0HGKE

Past performance is not a guide to future performance.

Source: FactSet

The Share Class currency, unless indicated as a Hedged Share Class, is a translated price using exchange rates at the official valuation point of the fund. This is intended as a way to access a Share Class in your chosen currency and does not reduce your overall exposure to foreign currency. The fund currency indicates the highest currency exposure of the fund unless the currency breakdown is detailed in the Weightings % table on page 2.

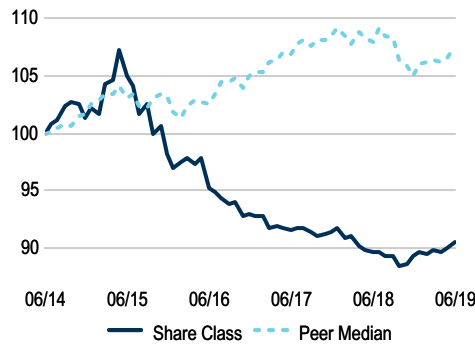
Weightings (%)

Currency

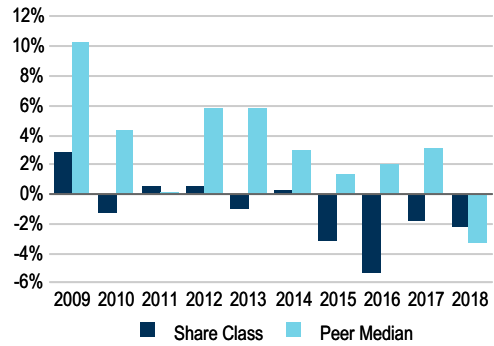
British Pounds
Euro
Japanese Yen
South African Rand
Swedish Krona
New Zealand Dollar
Israeli Shekel
Australian Dollar
Turkish Lira
Canadian Dollar
Norwegian Krone
Other

Fund
99.9
2.1
2.1
2.0
0.0
0.0
0.0
0.0
0.0
0.0
0.0
0.0
-6.1

5 Years NAV (GBP)*



Calendar Years (GBP)*



Annualised Performance (GBP)*

	1 YR	3 YR	5 YR	10 YR	SI	07/18 - 06/19	07/17 - 06/18	07/16 - 06/17	07/15 - 06/16	07/14 - 06/15
Share Class (Net)	0.9	-1.7	-2.0	-1.1	--	0.9	-2.0	-3.9	-9.2	5.0
Peer Median (Net)	0.5	1.5	1.5	3.9	--	0.5	0.4	4.4	0.1	3.1
Peer Ranking	53/116	96/102	74/75	34/34	--	53/116	92/110	98/104	92/93	29/76
Peer Percentile	46%	95%	99%	100%	--	46%	84%	95%	99%	38%
Peer Quartile	2	4	4	4	--	2	4	4	4	2

12M Rolling Period (GBP)*

Calendar Year Performance (GBP)*

	2018	2017	2016	2015	2014	2013	2012	2011	2010	2009
Share Class (Net)	-2.2	-1.7	-5.2	-3.1	0.3	-0.9	0.5	0.6	-1.2	2.9
Peer Median (Net)	-3.2	3.2	2.1	1.4	3.0	5.9	5.9	0.1	4.3	10.3
Peer Ranking	46/111	96/108	92/100	80/87	57/73	62/65	53/60	18/49	36/40	23/26
Peer Percentile	41%	89%	92%	92%	78%	96%	89%	36%	90%	89%
Peer Quartile	2	4	4	4	4	4	4	2	4	4

*Past performance is not a guide to future performance. The performance data does not take account of the commissions and costs incurred on the issue and redemption of units. The value of investments and any income is not guaranteed and can go down as well as up and may be affected by exchange rate fluctuations. This means that an investor may not get back the amount invested. Index returns assume reinvestment of dividends and capital gains and unlike fund returns do not reflect fees or expenses. The index is unmanaged and cannot be invested directly. All returns assume income is reinvested for a local taxpayer, bid to bid performance (which means performance does not include the effect of any initial charges). All data: Source Copyright © 2019 Morningstar UK Limited.

The Investment Association (IA) is the trade body representing the UK investment management industry.

Important Information

Threadneedle Specialist Investment Funds ICVC ("TSIF") is an open-ended investment company structured as an umbrella company, incorporated in England and Wales, authorised and regulated in the UK by the Financial Conduct Authority (FCA) as a UCITS scheme.

This material is for information only and does not constitute an offer or solicitation of an order to buy or sell any securities or other financial instruments, or to provide investment advice or services. The dealing price may include a dilution adjustment where the fund experiences large inflows and outflows of investment. Further details are available in the Prospectus.

Subscriptions to a Fund may only be made on the basis of the current Prospectus and the Key Investor Information Document (KIID), as well as the latest annual or interim reports, which can be obtained free of charge on request, and the applicable terms & conditions. Please refer to the 'Risk Factors' section of the Prospectus for all risks applicable to investing in any fund and specifically this Fund. The above documents are available in English, French, German, Portuguese, Italian, Spanish and Dutch (no Dutch Prospectus) and free of charge on request from Threadneedle Investment Services Ltd, Client Services department, P.O. Box 10033, Chelmsford, Essex CM99 2AL.

Portfolio positions are based on gross asset valuations at global close (not official NAV time). Historic Yield reflects distributions declared over the past 12 months. Distribution Yield reflects the amount that may be expected to be distributed over the next 12 months. Underlying Yield reflects the annualised income net of expenses of the fund. Yields shown do not include any preliminary charge and investors may be subject to tax on their distributions.

Columbia Threadneedle Investments is the global brand name of the Columbia and Threadneedle group of companies.

Issued by Threadneedle Investment Services Limited. Registered in England and Wales, Registered No. 3701768, Cannon Place, 78 Cannon Street, London EC4N 6AG, United Kingdom. Authorised and regulated in the UK by the Financial Conduct Authority (FCA).