

# Premier Miton Liberation No. V Fund

## Sterling class C - Income shares

### Objective

The objective of the fund is to provide an income together with capital growth over the long-term, being five years or more, whilst seeking to remain within a defined risk profile with defined volatility parameters which may result in the income and the capital growth from the fund being constrained. The Investment Adviser will aim to maintain a risk profile classification of 5 as set and monitored by an external third party risk rating company. Five years is also the minimum recommended period for holding shares in this fund. This does not mean that the fund will achieve the objective throughout this, or any other, specific time period and there is a risk of loss to the original capital invested.

### Fund facts

<b>Fund size</b>	£87.4m
<b>Historic yield</b>	2.41%
<b>Launch dates</b>	Fund - 06 Dec 2005 Share class - 10 Nov 2010
<b>Fund structure</b>	Open Ended Investment Company (OEIC)
<b>Reporting dates</b>	Final - 31 Oct Interim - 30 Apr
<b>Base currency</b>	GBP
<b>Valuation point</b>	12:00 noon
<b>ISA eligible</b>	Yes
<b>Investment Association sector</b>	IA Mixed Investment 20-60% Shares
<b>Performance comparator</b>	IA Mixed Investment 20-60% Shares

Please see page 3 for further information.

### Investment team

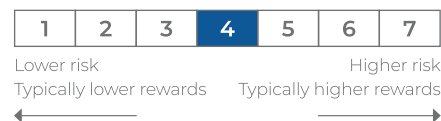
Premier Miton multi-manager multi-asset investment team

#### Managed fund since

06 December 2005

Ian Rees is Head of Premier Miton's multi-manager team with overall responsibility for the team's range of multi-asset, multi-manager funds. The team also includes fund managers David Thornton, Nick Kelsall and Mark Rimmer.

### Risk and reward profile



The fund is ranked as 4 because it has experienced medium rises and falls in value over the past five years. Please note that even the lowest ranking does not mean a risk-free investment

From 1 July 2024, Ian Rees, who has been part of Premier Miton's multi-manager team for nearly 20 years, took on the role of head of the team, with responsibility for Premier Miton's range of multi-asset multi-manager funds.

### Investment overview

- A globally diversified portfolio of different asset classes and underlying investments
- Asset classes may include equities (company shares and indices of company shares), fixed income, property (including Real Estate Investment Trusts) and alternative investments
- Risk profile: Dynamic Planner Risk Profile 5.

### Awards and ratings

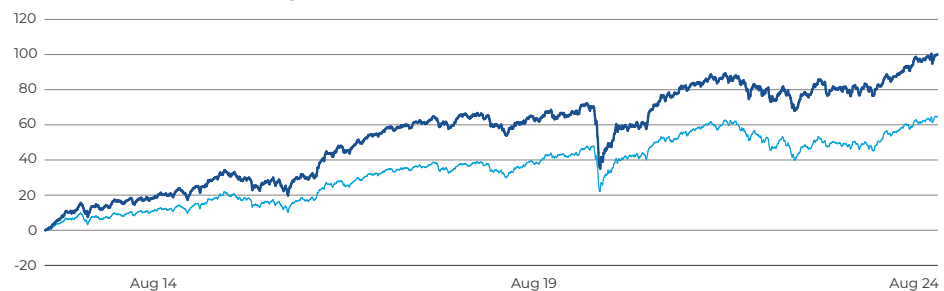


Awards and ratings are based on past events and are not an indication of future performance. Ratings are not a recommendation. Please see page 4 for further information.

### Performance summary (%)

- Fund share class** ■ Sterling class C - Income shares
- Performance comparator** ■ Sector: IA Mixed Investment 20-60% Shares

### Performance since manager start on 3 December 2012



	1 month	3 months	1 year	3 years	5 years	10 years	Manager start
■ Fund	0.18	1.94	10.97	7.13	22.09	62.83	100.11
■ Sector	0.64	2.68	10.65	2.43	15.80	45.14	64.91

	2019	2020	2021	2022	2023	YTD
Fund	11.04	1.11	8.19	-5.15	6.16	6.10
Sector	11.84	3.51	7.20	-9.47	6.81	5.36

	30.08.19 28.08.20	28.08.20 31.08.21	31.08.21 31.08.22	31.08.22 31.08.23	31.08.23 30.08.24
Fund	-2.65	17.07	-4.38	0.96	10.97
Performance comparator	-0.08	13.14	-7.11	-0.34	10.65

Source: FE Analytics. Based on Sterling class C - Income shares, on a total return basis to 30 August 2024. Performance is shown net of fees with income reinvested. Data prior to the launch of the C income share class is based on A income shares. On 20.01.2020, this fund moved from a single pricing basis (mid) to a swing pricing basis.

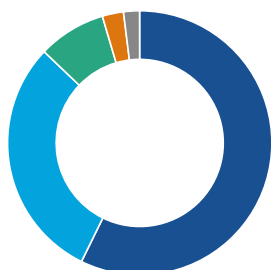
The performance information presented on this page relates to the past. Past performance is not a reliable indicator of future returns.

Investing involves risk. The value of an investment can go down as well as up which means that you could get back less than you originally invested when you come to sell your investment. The value of your investment might not keep up with any rise in the cost of living. More information about the risks of investment is provided later in this document.



## Portfolio breakdown

### Asset allocation (%)



<b>Equities</b>	<b>57.3</b>
UK equities	26.6
North American equities	8.3
Japan equities	7.6
Europe ex-UK equities	5.0
Asia ex-Japan equities	4.9
Emerging markets equities	4.9
<b>Bonds</b>	<b>29.9</b>
Investment grade, high yield & gilts	16.9
Specialist bonds	9.5
Inflation linked bonds	2.0
Emerging markets debt	1.4
<b>Alternative investments</b>	<b>8.3</b>
Alternative assets	8.3
<b>Property</b>	<b>2.6</b>
Property	2.6
<b>Cash</b>	<b>2.0</b>

### Top 10 holdings (%)



■ Top 10 holdings 45.5%  
■ Rest of portfolio 54.5%

Lyxor Core UK Equity All Cap (DR) ETF	13.4
Amundi Prime Japan ETF	5.6
Premier Miton Corporate Bond Monthly Income	3.9
VT Downing European Unconstrained Income	3.5
iShares MSCI EM ESG Enhanced ETF	3.4
Amundi UK Government Bond UCITS ETF	3.4
Invesco S&P 500 ETF	3.2
Invesco US Treasury ETF	3.2
Royal London Sterling Credit Fund	3.0
Fulcrum Equity Dispersion	3.0

## Charges

**Ongoing charges figure (OCF)** 0.89%  
as at 31.10.2023

The OCF is based on the last year's expenses and may vary from year to year. It excludes the costs of buying or selling assets for the fund (unless these assets are shares of another fund). The OCF includes the annual management charge. Transaction charges will also apply. Please refer to the [total costs & charges document](#) on our website for more information.

Annual management charge 0.60%  
OCFs of underlying funds 0.19%

**Initial charge** 0.00%

### Charges are taken from income

The fund's charges will be taken from income generated by the fund in the form of interest or dividends. If there is not enough income to cover the charges, the rest of the charges will be taken from the fund's capital which could result in capital erosion or constrain capital growth.

## Income

**Historic yield** 2.41%

The historic yield reflects distributions declared over the past twelve months as a percentage of the fund price as at the date shown. It does not include any preliminary charge and investors may be subject to tax on their distributions.

**The yield is not guaranteed and will fluctuate.**

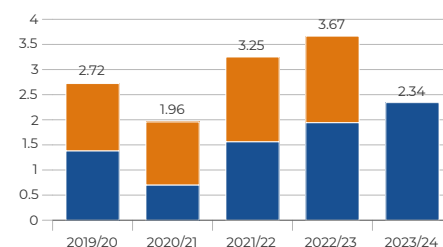
**Payment frequency** Biannually

**Payment dates** 28 Feb, 30 Jun

**Ex dividend dates** 1 Nov, 1 May

### Income distribution (pence per share)

Total income distributions in each of the fund's last 5 financial years.



**The dividend amount that is paid each year can go down and up and is not guaranteed**



### A typical investor in the fund

This fund may be compatible for clients who:

- are seeking an income from their investment, paid twice a year, and who are comfortable with that level of income fluctuating.
- are seeking the potential for long-term growth on their original investment.
- can invest for the long-term, by which we mean staying invested for at least 5 years.
- understand the risks of investing, including the risk that they could lose some of the amount originally invested.
- are comfortable with seeing the value of their investment go up and down. There will be times when the value of the fund will fall, especially over the short-term
- understand that there is no guarantee on the amount of investment growth they can expect to receive during the period that they remain invested.

This fund may not be compatible for clients who:

- are fully risk averse / have no risk tolerance.
- seek capital preservation.
- have a short/medium term investment time horizon.
- are seeking to receive a guaranteed level of income.
- are looking for a guaranteed level of investment growth.
- would be uncomfortable with seeing the value of their investment fluctuating

### How the fund might perform

This fund invests in different types of assets, such as fixed income investments, including bonds, company shares (known as equities, or stocks), property company shares & alternative investments, such as infrastructure. How those assets perform will impact the performance of the fund. At times the asset classes will perform in similar ways and at other times they will perform differently. Our aim is to diversify the fund to take advantage of good market conditions and reduce the impact of bad conditions. If financial markets are rising, the fund will usually provide positive returns and if they are falling, probably negative returns.

Bond markets tend to do better when inflation and interest rates are low or falling and worse when they are rising. Equity markets tend to do better when economic growth is stronger and worse when it is weaker. Property companies will be impacted by all those factors, in the same way, whilst the alternative

investments typically perform in a less correlated way to those factors.

The investment team seek to adjust the amount of the fund that is invested in each asset class according to the financial market conditions and focus on what they view as the most attractive parts of those asset classes at different times as well. The fund is managed to maintain a specific risk profile. This means that the amount invested across the various asset classes may not vary as much as funds that are not managed to maintain a specific risk profile. The performance of the fund may be constrained as a result.

As the fund invests in funds managed by other fund managers, performance will be impacted by how those fund managers perform. These will be a blend of active funds and funds that will replicate different indices across various asset classes. The managers of active funds select specific investments in the various asset classes, therefore those funds do not replicate indices or asset classes but

seek to perform better than the relevant index or asset class. In each asset class, a range of funds is selected to benefit from different investment approaches to suit diverse financial market conditions.

You should expect the fund to perform differently as economic and financial market conditions change over time. For example should equity markets rise the value of the fund is unlikely to rise as much, because it is diversified across different asset classes. There is no guarantee as to how financial markets will perform in the future or how the fund will perform.

This is one of a range of four funds with different risk profiles and, therefore, different potential return profiles. This fund is considered to be the second lowest risk fund in the range, meaning it should rise by more than the lowest risk fund (Premier Miton Liberation No. IV Fund) when financial markets rise and fall by more when they fall.

### Performance comparator

As a result of the fund's investment strategy, the fund is classified in the IA Mixed Investment 20% to 60% Shares sector. We believe this is an appropriate sector to use to evaluate the performance of the fund. The Dynamic Planner risk profiling

service is being used to profile the fund's investment portfolio. Dynamic Planner is provided by Distribution Technology, an independent company that offers risk profiling services for funds and portfolios. Dynamic Planner offers risk profiles on a scale of 1 (lowest) to 10 (highest). We will

aim to maintain a risk profile classification of 5 as set and monitored by Dynamic Planner. Whilst Dynamic Planner is currently being used, we may change the risk profiling service to another independent company in the future.

### Fund codes and investment minimums

#### Fund codes

ISIN	GB00B3NZPP27
Sedol	B3NZPP2
Bloomberg	LIBVIII:LN

#### Minimums

Initial	Top-up	Withdrawal	Holding
£250,000	£25,000	£25,000	£250,000



## General risks

Investing involves risk. The value of an investment can go down as well as up which means that you could get back less than you originally invested when you come to sell your investment. The value of your investment might not keep up with any rise in the cost of living.

Typically, there is less risk of losing money over the long-term (which we define as over 5 years) from an investment that is considered low risk, although potential returns may also be lower. Investments considered higher risk typically offer greater opportunities for better long-term

returns, though the risk of losing money is also likely to be higher. Premier Miton is unable to provide investment, tax or financial planning advice. We recommend that you discuss any investment decisions with a financial adviser.

## Specific fund risks

Some of the main specific risks of investing in this fund are summarised here. Further detail is available in the prospectus for the fund.

### Equities

Equities (company shares) can experience high levels of price fluctuation. Smaller company shares can be riskier than the largest companies, companies in less developed countries (emerging markets) can be riskier than those in developed countries and funds focused on a particular country or region can be riskier than funds that are more geographically diverse. These risks can result in bigger movements in the value of the fund. Equities can be affected by changes in central bank interest rates and by inflation.

### Fixed income

Fixed income investments, such as bonds, can be higher risk or lower risk depending on the financial strength of the issuer of the bond, where the bond ranks in the issuer's structure or the length of time until the bond matures. It is possible that the income due or the repayment value will not be met. They can be particularly affected by changes in central bank interest rates and by inflation.

## Other investment risks

Funds may have holdings in investments such as commodities (raw materials), infrastructure and property as well as other areas such as specialist lending and renewable energy. These investments will be indirect, which means accessing these assets by investing in companies, other funds or similar investment vehicles. These investments can also increase risk and experience sharp price movements. Funds focused on specific sectors or industries, such as property or infrastructure, may carry a higher level of risk and can experience bigger movements in value. Certain investments can be impacted by decisions made by third parties, such as governments or regulators.

## Other risks

There are many other factors that can influence the value of a fund. These include currency movements, changes in the law, regulations or tax, operational systems or third-party failures, or financial market conditions that make it difficult to buy or sell investments for the fund.

## Risk targeted or defined risk profile

Funds that are managed to maintain a specific risk profile may have their potential growth or income constrained to stay within the risk profile.



**Ratings,  
awards  
and other  
information**

The methodology and calculations used by the third parties providing the ratings/awards are not verified by Premier Miton Investors and we are unable to accept responsibility for their accuracy, nor should they be relied upon for making an investment decision.

A swing pricing is where the price can swing to either a bid or an offer basis depending on the investment and redemption activity in the fund. This means the investor selling or buying fund shares bears the associated [dis] investment costs and protects the continuing holders in the fund. Performance could be shown on a combination of bid, mid or offer prices, depending on the period of reporting. Distribution Technology provide the Dynamic Planner® risk-profiling

services in connection with these funds. Distribution Technology is not authorised to provide financial advice. We do not have any influence over the risk profiles or the methodology used to create them, and we are unable to provide assurances as to their accuracy or that they will not change, or that Distribution Technology will continue to provide these risk profiles in the future.

MSCI ESG Research LLC's ("MSCI ESG") Fund Metrics and Ratings (the "Information") provide environmental, social and governance data with respect to underlying securities within more than 31,000 multi-asset class Mutual Funds and ETFs globally. MSCI ESG is a Registered Investment Adviser under the Investment

Act of 1940. MSCI ESG materials have not been submitted to, nor received approval from, the US SEC or any other regulatory body. None of the Information constitutes an offer to buy or sell, or a promotion or recommendation of, any security, financial instrument or product or trading strategy nor should it be taken as an indication or guarantee of any future performance, analysis, forecast or prediction. None of the Information can be used to determine which securities to buy or sell or when to buy or sell then. The Information is provided "as is" and the user of the Information assumes the entire risk of any use it may make or permit to be made of the Information.



## Glossary

### Active management

An approach to investing whereby a fund manager invests according to their judgement. The active investor aims to beat the returns from an asset class, such as company shares or bonds, or specified benchmark index/sector, rather than to match them.

### Alternative investments / assets

Typically, these are investments other than the more traditional company shares or bonds which could include, for example, commodities (such as gold), infrastructure, private equity, real estate, and hedge funds. Alternative investments can be useful to help with diversification, as some of them are not expected to perform in the same way as more traditional investments.

### Annual management charge (AMC)

The yearly fee paid to Premier Miton for managing a fund, expressed as a percentage of your investment. The AMC does not typically change from year to year.

### Assets

Different groups of investments such as company shares, bonds, commodities or property.

### Bonds (or fixed income)

Types of investments that allow investors to loan money to governments and companies, usually in return for a regular fixed level of interest until the bond's maturity date, plus the return of the original value of the bond at the maturity date. The price of bonds will vary, and the investment terms of bonds will also vary.

### Capital

Describes financial assets, particularly cash, or other assets, such as shares, owned by a person or organisation.

### Capital growth

The increase in the value of an asset or investment over time, excluding any income received, measured by its current value compared to its purchase cost.

### Convertibles

Convertibles are bonds that have sensitivity to a company's share price by having the right to convert to equity subject to certain qualifying conditions. As they have equity characteristics, they are classified as equities by the investment team.

### Dividends

The portion of its profits or capital that a company chooses to return to its shareholders. For a fund or trust, this is the payment of fund's income to its shareholders.

### Emerging markets

Countries with less developed financial markets and which are generally considered riskier than investing in developed markets.

### Emerging market debt

Bonds issued by less developed countries' governments and companies within those countries.

### Equities

Another name for shares (or stock) in a company.

### High yield / non-investment grade

Bonds that are expected to have a higher risk of defaulting on interest payments or repayment of the issue value on maturity and receive lower ratings from credit rating agencies.

### Investment Association (IA)

The trade association that represents investment management firms in the UK.

### Investment Association (IA) sectors

To help with comparisons between the thousands of funds available, funds are categorised into different groups or sectors, organised and reviewed by the Investment Association (IA).

### IA Mixed Investment 20-60% Shares sector

Funds in this sector are expected to have a range of different investments. The fund must have between 20% and 60% invested in company shares (equities). At least 30% of the fund must be in fixed income investments (for example, corporate and Government bonds) and/or "cash" investments. "Cash" can include investments such as current account cash, short-term fixed income investments and certificates of deposit.

- Maximum 60% equity exposure (including convertibles)
- Minimum 20% equity exposure
- Minimum 30% fixed income and cash
- Minimum 60% investment in established market currencies (US Dollar, Sterling & Euro) of which 30% must be Sterling
- Sterling requirement includes assets hedged back to Sterling

### Multi-asset

A fund that invests across a combination of different asset classes, such as commercial property, company shares, bonds and alternative investments with the aim of increasing diversification and reducing risk and achieving specific investment objectives such as paying an income.

### Investment grade bond

Bonds that are expected to have a lower risk of defaulting on interest payments or repayment of the issue value on maturity and receive higher ratings from credit rating agencies.

### Individual Savings Account (ISA)

A wrapper in which you can place your savings and investments to protect them from some forms of taxation. There are different types of ISA. All of Premier Miton's funds are available for investing in an ISA (with the exception of Premier Miton Capital Financials Securities Fund). HM Revenue & Customs set the amount that you are allowed to invest into an ISA in each tax year. Further details about ISAs, including the current ISA investment limits, can be found on the Government website.

### Real estate investment trust (REIT)

A company that owns and manages property on behalf of shareholders. A REIT can contain commercial and/or residential property.

### Ongoing Charges Figure (OCF)

A measure of what it costs to invest in a fund over a year. It includes the fee paid to Premier Miton for the management of the fund (known as the annual management charge) and the OCFs of underlying funds that might be held in a portfolio (excluding any Premier Miton funds held) with the remainder covering costs that have to be paid to external companies for other services relating to the ongoing administration and management of a fund, such as the fees paid to the depositary, custodian, regulator, auditor and administrator. The fee is deducted from the value of the fund and reflected in the fund's share price. The OCF is typically calculated once a year and can change from year to year. The OCF does not include transaction costs which are associated with buying and selling investments in a fund.

### Specialist bonds

Instruments that have bond-like characteristics, but are not bonds.

### Total return

A way of showing how an investment has performed and is made-up of the capital appreciation or depreciation and includes any income generated by the investment. Measured over a set period, it is expressed as a percentage of the value of the investment at the start of that period.

## Contact us

From 9:00am to 5:30pm, Monday to Friday, excluding bank holidays.



0333 456 4560



contactus@premiermiton.com

## Customer care

Investors may find themselves in difficult circumstances at any point in their lives, whether as a result of a change in physical or mental ill-health, or during key life stage events such as bereavement, loss of job, personal debt concerns, or more generally through lack of confidence in dealing with financial matters.

We encourage all our investors to seek financial advice before making any important investment decisions and particularly when life may be more challenging. We want to make sure that we can provide our customers with the support they need. If you would like copies of product information in a

different format, such as **large print**, **Braille** or **audio**, please send us your request using the contact details provided. It may take up to 15 working days to send the information to you in these formats.

Whilst every effort has been made to ensure the accuracy of the information contained within this document, we regret that we cannot accept responsibility for any omissions or errors. Reference to any particular stock or fund does not constitute a recommendation to buy or sell the stock or fund.

All data is sourced to Premier Miton unless otherwise stated.

This document and all of the information contained in it, including without limitation all text, data, graphs, charts, images (collectively, the "Information") is the property of Premier Portfolio Managers Limited "Premier Miton" or any third party involved in providing or compiling any Information (collectively, with Premier Miton, the "Data Providers") and is provided for informational purposes only. The Information may not be modified, reverse-engineered, manipulated, reproduced or distributed in whole or in part without prior written permission from Premier Miton. All rights in the Information are reserved by Premier Miton and/or its Data Providers.

A free, English language copy of the fund's full prospectus, the Key Investor Information Document and Supplementary Information Document are available on the Premier Miton website, or you can request copies by calling us on 0333 456 4560.

Financial Promotion issued by Premier Portfolio Managers Limited which is registered in England no. 01235867, authorised and regulated by the Financial Conduct Authority and a member of the Premier Miton Investors' marketing group and a subsidiary of Premier Miton Group plc (registered in England no. 06306664). Registered office: Eastgate Court, High Street, Guildford, Surrey GU1 3DE.