

# STRATEGIC BOND FUND

I Acc ISIN GB0007533820

## Investment objective

The Fund aims to provide a return, from a combination of income and capital growth over the long term. Performance target: To outperform the IA Sterling Strategic Bond sector average, after the deduction of charges, over any 5 year period.

For the fund's investment policy, refer to the Additional fund information on page 3.

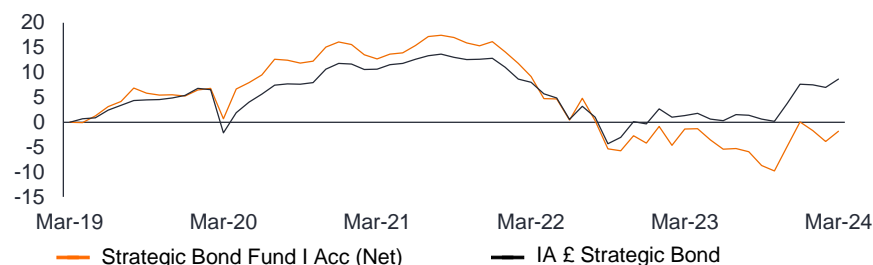
**Past performance does not predict future returns.**

## Performance (%)

Returns	Cumulative				Annualised			
	1 Month	3 Month	YTD	1 Year	3 Year	5 Year	10 Year	Since inception (25/11/03)
I Acc (Net)	2.13	-1.85	-1.85	-0.48	-4.50	-0.37	1.71	4.31
Peer Group	1.57	0.97	0.97	7.27	-0.60	1.67	2.51	3.70

## Cumulative growth - GBP

31 Mar 2019 — 31 Mar 2024



## 12 month rolling

	Mar 2023- Mar 2024	Mar 2022- Mar 2023	Mar 2021- Mar 2022	Mar 2020- Mar 2021	Mar 2019- Mar 2020
I Acc (Net)	-0.48	-9.66	-3.12	11.96	0.67
Peer Group	7.27	-6.20	-2.39	13.04	-2.13

Performance is on a net of fees basis, with gross income reinvested. Source: at 31/03/24. © 2024 Morningstar, Inc. All rights reserved. The information contained herein: (1) is proprietary to Morningstar and/or its content providers; (2) may not be copied or distributed; and (3) is not warranted to be accurate, complete, or timely. Neither Morningstar nor its content providers are responsible for any damages or losses arising from any use of this information. **Past performance does not predict future returns.** Performance/performance target related data will display only where relevant to the share class inception date and annualised target time period. **The value of an investment and the income from it can fall as well as rise and you may not get back the amount originally invested.** Source for target returns (where applicable) - Janus Henderson Investors.

## Fund details

<b>Inception date</b>	11 October 1986
<b>Total net assets</b>	2.45bn
<b>Asset class</b>	Fixed Income
<b>Domicile</b>	United Kingdom
<b>Structure</b>	OEIC
<b>Base currency</b>	GBP
<b>Peer group</b>	IA Sterling Strategic Bond sector

For benchmark/usage description, refer to Additional fund information on page 3.

## Share class information

<b>Inception date</b>	02 May 2000
<b>Distribution type</b>	Accumulation Gross
<b>Distribution frequency</b>	Quarterly
<b>Distribution yield</b>	3.60%
<b>Underlying yield</b>	3.00%
<b>Currency</b>	GBP
<b>Minimum initial investment</b>	3,000,000

The Distribution and Underlying Yields are based on a snapshot of the portfolio on that day. The yield does not include any preliminary charge and investors may be subject to tax on distributions.

## Portfolio management

<b>John Pattullo</b>	Manager since 1999
<b>Jenna Barnard, CFA</b>	Manager since 2006

## Ratings

**Morningstar Medalist Rating™**  
Effective 25/08/2023



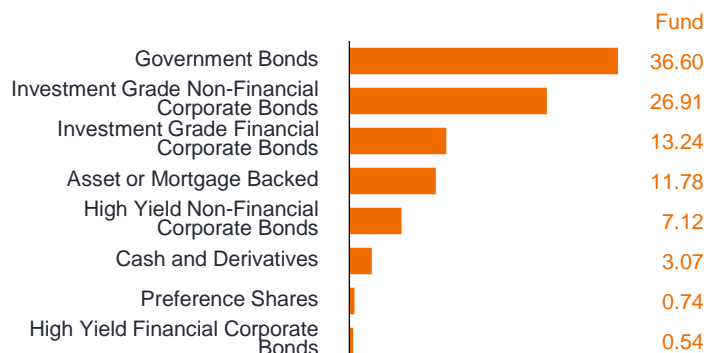
Analyst-Driven%: 100.00  
Data Coverage%: 100.00

For more information, refer to page 3.

## Characteristics

Number of holdings: Debt issues	194
Duration (years)	10.24
Weighted average life (years)	12.29
Yield to worst (%)	4.02

## Top sectors (%)



## Credit quality of fixed income holdings (%)

	Fund (%)
AAA	12.79
AA	37.85
A	13.94
BBB	23.95
BB	7.00
B	0.65
Not Rated	0.74

Bond credit quality ratings provided by Janus Henderson Investors is based on the average of ratings from Moody's, Standard & Poor's and Fitch where all three agencies have provided a rating. If only two agencies rate a security, the average is on those. If only one agency rates a security, that rating is used. Ratings are measured on a scale that ranges from AAA (highest) to CCC (lowest). Swaps, Options, Cash and Bond Futures are separately grouped.

## Maturity of fixed income holdings (%)

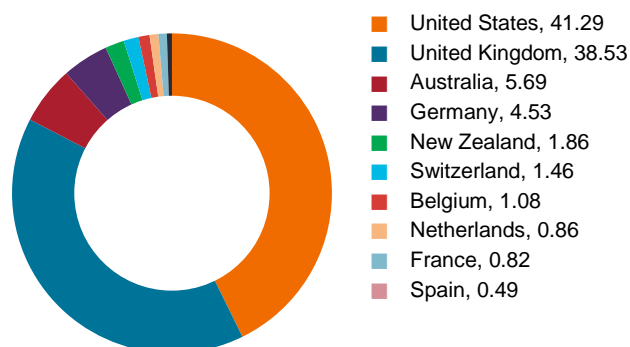
	Fund (%)
0-3 years	22.66
3-5 years	15.30
5-7 years	9.51
7-10 years	23.98
10-15 years	3.08
15+ years	22.39

## Top holdings (%)

	Fund (%)
United Kingdom Gilt 4.25% 2032	8.20
United Kingdom Gilt 3.50% 2025	6.30
Fannie Mae Pool 3.00% 2052	3.73
United Kingdom Gilt 3.25% 2033	3.55
United Kingdom Gilt 1.625% 2028	2.91
Australia Government Bond 4.50% 2033	2.49
United Kingdom Gilt 0.625% 2050	2.35
Australia Government Bond 2.75% 2041	2.24
Bundesrepublik Deutschland Bundesanleihe 2.60% 2033	1.89
Freddie Mac Pool 2.50% 2052	1.76
<b>Total</b>	<b>35.43</b>

References made to individual securities should not constitute or form part of any offer or solicitation to issue, securities mentioned in the report.

## Top countries (%)



## Codes

ISIN	GB0007533820
Bloomberg	HEHYBIA
SEDOL	0753382
WKN	A1J4J9
Valoren	1129261

## Fees & charges (%)

<b>Annual management charge (AMC)</b>	0.60
<b>Ongoing charge (OCF)</b>	0.70

All ongoing charges stated are as per latest published report and accounts.

Fund charges will impact the value of your investment. In particular, the ongoing charges applicable to each fund will dilute investment performance, particularly over time. For further explanation of charges please visit our Fund Charges page at [www.janushenderson.com](http://www.janushenderson.com).

Under some circumstances initial charges may apply. Please refer to the Prospectus for more details.

## Ratings & Awards



FE INVESTMENTS  
APPROVED ✓



For the source and information on ratings and awards shown above, refer to Source for fund ratings/awards.

## Additional fund information

Tax assumptions and reliefs depend upon an investor's particular circumstances and may be subject to change. Since inception performance relates to the period from Nov 2003. Performance achieved prior to this date is not representative of the fund's current strategy. Sector Breakdown: Preference Shares value includes Nationwide CCDS (core capital deferred share) and Cash includes the present value of FX contracts. Fund size at 12pm on last business day of month. 100% of the Annual Management Charge is taken from capital. Please note: due to rounding the figures in the holdings breakdowns may not add up to 100%. Performance for the share class is calculated at 12pm and performance of the index is calculated as at close of business. Note that any differences among portfolio securities currencies, share class currencies and costs to be paid or represented in currencies other than your home currency will expose you to currency risk. Costs and returns may increase or decrease as a result of currency and exchange rate fluctuations. The month-end duration of the fund (in years) is shown on page 2. Duration measures the sensitivity of a bond fund to interest rate changes; the larger the figure, the more sensitive is the bond fund to a movement in interest rates. Investment into the fund will acquire units/shares of the fund itself and not the underlying assets owned by the fund. Cash balances and exposures are based on settled and unsettled trades as at the reporting date. The Investment Association (IA) groups funds with similar geographic and/or investment remit into sectors. The Fund's ranking within the sector (as calculated by a number of data providers) forms the basis of the Fund's performance target and can be a useful performance comparison against other funds with similar aims.

### Investment policy

The Fund invests in a global portfolio of bonds of any quality, including high yield (non-investment grade) bonds, issued by governments or companies. Where investments are made in assets in currencies other than the base currency of the Fund, the Fund will seek to hedge those assets back to the base currency to remove the risk of currency exchange rate movements. The Fund may also hold other assets including bonds of other types from any issuer, preference shares, cash and money market instruments. In certain market conditions, the Fund may invest more than 35% of its assets in government bonds issued by any one body. The Investment Manager may use derivatives (complex financial instruments), including total return swaps, with the aim of making investment gains in line with the Fund's objective, to reduce risk or to manage the Fund more efficiently. The Fund is actively managed with reference to the IA Sterling Strategic Bond sector average, which is based on a peer group of broadly similar funds, as this forms the basis of the Fund's performance target. The Investment Manager has complete freedom to choose individual investments for the Fund and to vary allocations between different types of bonds.

### Investment strategy

The Investment Manager follows a flexible strategy that seeks to deliver total returns (capital appreciation and income) from investments across the entire spectrum of fixed income assets. Using careful macroeconomic research and credit analysis, the portfolio managers actively vary the allocation to different types of bonds to suit the prevailing economic environment.

### Fund specific risks

When the Fund, or a share/unit class, seeks to mitigate exchange rate movements of a currency relative to the base currency (hedge), the hedging strategy itself may positively or negatively impact the value of the Fund due to differences in short-term interest rates between the currencies. The Fund could lose money if a counterparty with which the Fund trades becomes unwilling or unable to meet its obligations, or as a result of failure or delay in operational processes or the failure of a third party provider. CoCos can fall sharply in value if the financial strength of an issuer weakens and a predetermined trigger event causes the bonds to be converted into shares/units of the issuer or to be partly or wholly written off. An issuer of a bond (or money market instrument) may become unable or unwilling to pay interest or repay capital to the Fund. If this happens or the market perceives this may happen, the value of the bond will fall. When interest rates rise (or fall), the prices of different securities will be affected differently. In particular, bond values generally fall when interest rates rise (or are expected to rise). This risk is typically greater the longer the maturity of a bond investment. The Fund invests in high yield (non-investment grade) bonds and while these generally offer higher rates of interest than investment grade bonds, they are more speculative and more sensitive to adverse changes in market conditions. If a Fund has a high exposure to a particular country or geographical region it carries a higher level of risk than a Fund which is more broadly diversified. The Fund may use derivatives to help achieve its investment objective. This can result in leverage (higher levels of debt), which can magnify an investment outcome. Gains or losses to the Fund may therefore be greater than the cost of the derivative. Derivatives also introduce other risks, in particular, that a derivative counterparty may not meet its contractual obligations. Securities within the Fund could become hard to value or to sell at a desired time and price, especially in extreme market conditions when asset prices may be falling, increasing the risk of investment losses. Some or all of the ongoing charges may be taken from capital, which may erode capital or reduce potential for capital growth.

### Source for fund ratings/awards

Overall Morningstar Rating™ is shown for Janus Henderson share classes achieving a rating of 4 or 5. Morningstar Medalist Rating™ Ratings should not be taken as a recommendation. For more detailed information about Morningstar Ratings, including its methodology, please go to [www.global.morningstar.com/managerdisclosures](http://www.global.morningstar.com/managerdisclosures). Funds worthy of Square Mile recommendation's may be rated as AAA, AA or A. Square Mile expects any active fund to add value over a corresponding passive strategy where such an option exists and this should be reflected in the fund's objective. This added value is provided by the production of relatively high risk adjusted returns over a suitable time period. When rating funds Square Miles constantly ask themselves whether they would be happy to invest our own money in the funds. The Square Mile A rating is assigned to funds in which they have confidence that the fund over an investment cycle will meet its stated objectives. Ranges that have successfully gone through the RSMR's rigorous and robust methodology will be awarded their Rated Fund Range designation. In giving this rating, RSMR are confirming that their research shows Janus Henderson Investors to have a sound investment process for the fund range, and that their analysis of the performance and risk of the range of funds is in line with their expectations. One of the primary reasons for separating out ranges from the sector funds that form RSMR's usual reviews is to provide a simpler process for advisers and provide analysis and guidance from a more practical perspective. By assessing the core processes against objectives and targets rather than emphasising the peer group, RSMR feel they can identify those fund ranges in a way that advisers can then utilise across a range of clients or risk profiles more effectively and consistently. All the fund ranges that have been awarded a rating will be listed on the RSMR website, where you will also find a factsheet for each range. All this information should enable you to understand the fund ranges that are available, and the key differences between them, meaning you can then determine which, if any, is most suitable for you. ©2023 FE fundinfo. All Rights Reserved. The information, data, analyses, and opinions contained herein (1) include the proprietary information of FE fundinfo, (2) may not be copied or redistributed, (3) do not constitute investment advice offered by FE fundinfo, (4) are provided solely for informational purposes and therefore are not an offer to buy or sell a security, and (5) are not warranted to be correct, complete, or accurate. FE fundinfo shall not be responsible for any trading decisions, damages, or other losses resulting from, or related to, this information, data, analyses, or opinions or their use. FE fundinfo does not guarantee that a fund will perform in line with its FE fundinfo Alpha Manager Rating, FE fundinfo Crown Fund Rating or FE Investments Approved Rating as it is a reflection of past performance only. Likewise, the FE fundinfo Alpha Manager Rating, FE fundinfo Crown Fund Rating and FE Investments Approved Rating should not be seen as any sort of guarantee or assessment of the creditworthiness of a fund or of its underlying securities and should not be used as the sole basis for

making any investment decision. For more information visit <https://www.fefundinfo.com>. FE fundinfo Crown Fund Rating is shown for Janus Henderson funds achieving a Crown Fund Rating of 3, 4 or 5.

## Glossary

### Discount

When the market price of a security is thought to be less than its underlying value, it is said to be 'trading at a discount'. Within investment trusts, this is the amount by which the price per share of an investment trust is lower than the value of its underlying net asset value. The opposite of trading at a premium.

### Distribution Yield

The Distribution Yield reflects the amounts that may be expected to be distributed over the next 12 months as a percentage of the mid-market share price of the fund at the date shown.

### Duration

How far a fixed income security or portfolio is sensitive to a change in interest rates, measured in terms of the weighted average of all the security/portfolio's remaining cash flows (both coupons and principal). It is expressed as a number of years. The larger the figure, the more sensitive it is to a movement in interest rates. 'Going short duration' refers to reducing the average duration of a portfolio. Alternatively, 'going long duration' refers to extending a portfolio's average duration.

### Future

A contract between two parties to buy or sell a tradable asset, such as shares, bonds, commodities or currencies, at a specified future date at a price agreed today. A future is a form of derivative.

### Gilts

British government bonds sold by the Bank of England, done to finance the British national debt.

### High yield bond

A bond which has a lower credit rating below an investment grade bond. It is sometimes known as a sub-investment grade bond. These bonds usually carry a higher risk of the issuer defaulting on their payments, so they are typically issued with a higher coupon to compensate for the additional risk.

### Option

A derivative instrument where one party pays/receives the total return of the underlying asset or market index, in exchange for payments typically linked to LIBOR.

### Swaps

A derivative contract between two parties where pre-determined cash flows of two financial instruments are exchanged. Swaps can help to hedge risk and minimise uncertainty; for example currency swaps can be used to minimise foreign currency exposure.

### Tracking error

This measures how far a portfolio's actual performance differs from its benchmark index. The lower the number, the more closely it resembles the index.

### Underlying Yield

The Underlying Yield reflects the annualised income net of expenses of the fund (calculated in accordance with relevant accounting standards) as a percentage of the mid-market share price of the fund at the date shown.

### Weighted Average Life (WAL)

The average time taken (in years) for the principal to be repaid for securitised assets, or the probable time to maturity for non-securitised assets. Securitised assets, also known as 'asset backed' securities, represent a pool of other interest bearing assets such as loans and mortgages. The value is based on the cash flows of the underlying assets.

### Yield to worst

If a bond has special features, such as a call (ie, the issuer can call the bond back at a date specified in advance), the yield to worst is the lowest yield the bond can achieve provided the issuer does not default.

FOR MORE INFORMATION PLEASE VISIT [JANUSHENDERSON.COM](https://www.janushenderson.com)

**Janus Henderson**  
INVESTORS

Unless otherwise indicated all figures sourced from Morningstar, Datastream, BNP Paribas and Janus Henderson Investors. Marketing Communication. Past performance does not predict future returns. Please note the views, opinions and forecasts expressed in this document are based on Janus Henderson Investors research, analysis and house views at the time of publication. Third party data is believed to be reliable, but its completeness and accuracy is not guaranteed. Please read all scheme documents before investing. Before entering into an investment agreement in respect of an investment referred to in this document, you should consult your own professional and/or investment adviser. The value of an investment and the income from it can fall as well as rise and you may not get back the amount originally invested. Tax assumptions and reliefs depend upon an investor's particular circumstances and may change if those circumstances or the law change. If you invest through a third party provider you are advised to consult them directly as charges, performance and terms and conditions may differ materially than those shown on this document. Nothing in this document is intended to or should be construed as advice. This communication does not constitute an offer or a recommendation to sell or purchase any investment. It does not form part of any contract for the sale or purchase of any investment. Any investment application will be made solely on the basis of the information contained in the Prospectus (including all relevant covering documents), which will contain investment restrictions. This document is intended as a summary only and potential investors must read the prospectus, and where relevant, the key investor information document before investing. We may record telephone calls for our mutual protection, to improve customer service and for regulatory record keeping purposes. Issued in UK by Janus Henderson Investors. Janus Henderson Investors is the name under which investment products and services are provided by Janus Henderson Investors International Limited (reg no. 3594615), Janus Henderson Investors UK Limited (reg. no. 906355), Janus Henderson Fund Management UK Limited (reg. no. 2678531), (each registered in England and Wales at 201 Bishopsgate, London EC2M 3AE and regulated by the Financial Conduct Authority) and Janus Henderson Investors Europe S.A. (reg no. B22848 at 2 Rue de Bitbourg, L-1273, Luxembourg and regulated by the Commission de Surveillance du Secteur Financier). In Ireland the Facilities Agent is BNP Paribas Fund Administration Services (Ireland) Limited. Janus Henderson is a trademark of Janus Henderson Group plc or one of its subsidiaries. © Janus Henderson Group plc.