



BNY Mellon International Bond Fund

Institutional Shares W (Income)

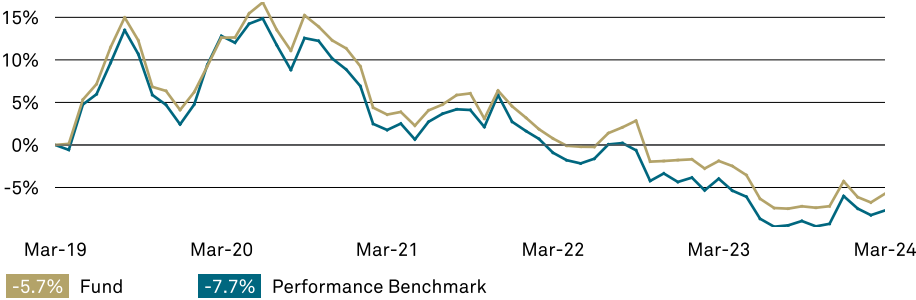
INVESTMENT OBJECTIVE

The Fund aims to achieve income and capital growth over the medium term (3-5 years).

PERFORMANCE DISCLOSURE

Past performance is not a guide to future performance. The value of investments can fall. Investors may not get back the amount invested. Income from investments may vary and is not guaranteed.

5 YEAR CUMULATIVE PERFORMANCE (%)



ANNUAL PERFORMANCE TO LAST QUARTER END

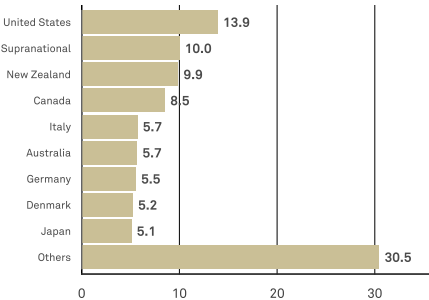
From	Mar 2019	Mar 2020	Mar 2021	Mar 2022	Mar 2023
To	Mar 2020	Mar 2021	Mar 2022	Mar 2023	Mar 2024
Fund Return (%)	12.61	-8.03	-2.71	-2.62	-3.92
Income Paid ¹	16.69	10.69	10.13	14.17	26.08

	2019	2020	2021	2022	2023
Fund	3.67	6.95	-6.10	-6.06	-2.53
Performance Benchmark	1.93	6.29	-5.63	-6.89	-1.74

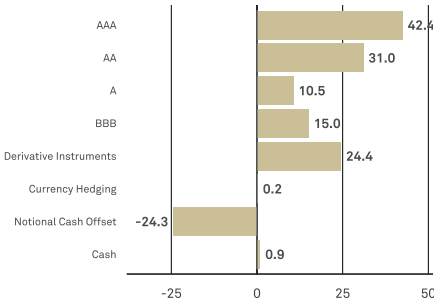
Source for all performance: Lipper as at 31 March 2024. Fund Performance for the Institutional Shares W (Income) calculated as total return, including reinvested income net of UK tax and charges, based on net asset value. All figures are in GBP terms. The impact of an initial charge (currently not applied) can be material on the performance of your investment. Further information is available upon request.

¹For Income Share Classes, Income Paid is the cash amount distributed, net of UK tax, for £1000 invested at the beginning of each period. This is for illustrative purposes only and does not take into account effects of inflation or other factors that may have a negative impact on an investment.

ASSET ALLOCATION (%)



CREDIT QUALITY (%)



TOP 10 HOLDINGS (%)

	Fund
DENMARK KINGDOM OF (GOVERNMENT) 2.25 15-NOV-2033	3.32
TREASURY NOTE 2.375 15-MAY-2029	3.04
BRITISH COLUMBIA (PROVINCE OF) 2.25 02-JUN-2026 (SENIOR)	2.39
TREASURY BOND 3.0 15-NOV-2045	2.32
JAPAN (GOVERNMENT OF) 40YR #9 JU9 0.4 20-MAR-2056	2.11
INDONESIA (REPUBLIC OF) 6.5 15-JUN-2025	2.07
TREASURY BOND 2.875 15-MAY-2043	1.95
USA TREASURY STRIP (PRIN) PSTRIIP 15-MAY-2043	1.91
DENMARK (KINGDOM OF) 0.5 15-NOV-2029	1.90
CANADA HOUSING TRUST NO.1 0.95 15-JUN-2025 144a	1.86

Source: BNY Mellon Investment Management EMEA Limited

INVESTMENT MANAGER



Newton Investment Management: Newton aims to deliver outcomes for its clients across active equities, income, absolute return, multi-asset, thematic and sustainable strategies. Its capabilities are driven by its global investment research platform which harnesses a breadth of both fundamental and quantitative research.

PERFORMANCE BENCHMARK

The Fund will measure its performance against the JP Morgan Global GBI Unhedged TR Index as a comparator benchmark (the "Benchmark"). The Fund will use the Benchmark as an appropriate comparator because it includes a broad representation of the asset class, credit quality, sectors and geographical areas in which the Fund predominantly invests. The Fund is actively managed, which means the Investment Manager has absolute discretion to invest outside the Benchmark subject to the investment objective and policies disclosed in the Prospectus. While the Fund's holdings may include constituents of the Benchmark, the selection of investments and their weightings in the portfolio are not influenced by the Benchmark. The investment strategy does not restrict the extent to which the Investment Manager may deviate from the Benchmark.

GENERAL INFORMATION

Fund size (millions)	£ 275.52
Performance Benchmark	JP Morgan Global GBI Unhedged TR
Base currency	GBP
Lipper sector	Lipper Global - Bond Global
IA Sector	Global Government Bond
Fund type	ICVC
Fund domicile	UK
Fund manager	Jon Day

INSTITUTIONAL SHARES W (INCOME) SHARE CLASS DETAILS

Inception date	04 Sep 2012
Min. initial investment	£ 500,000
ISA	No
ISA Transfer	No
Annual mgmt charge	0.50%
ISIN	GB00B88K4389
Ongoing charge*	0.60%

*It should be noted that the ongoing charge figure shown includes ongoing charges in respect of other open-ended investment funds but excludes ongoing charges from closed-ended funds held. The ongoing charges from closed-ended funds held were 0.00% as at 31 December 2023.

KEY DATES

Fund launch	01 Feb 1991
Close of financial year	30 Jun
Distributions	28 Feb, 31 Aug

DISTRIBUTION YIELD (AS AT 31 MARCH 2024)

Share class	Yield
Institutional Shares W (Income)	2.96%

Distribution yield reflects the amounts that a fund may be expected to distribute over the forthcoming twelve months as a percentage of the fund's current price as at the date shown. Distribution yield is based on a snapshot of the portfolio as at the date shown. It does not include the impact of any initial charge and investors may be subject to tax on distributions.

FUND RATINGS



KEY RISKS ASSOCIATED WITH THIS FUND

- There is no guarantee that the Fund will achieve its objectives.
- This Fund invests in international markets which means it is exposed to changes in currency rates which could affect the value of the Fund.
- Derivatives are highly sensitive to changes in the value of the asset from which their value is derived. A small movement in the value of the underlying asset can cause a large movement in the value of the derivative. This can increase the sizes of losses and gains, causing the value of your investment to fluctuate. When using derivatives, the Fund can lose significantly more than the amount it has invested in derivatives.
- Investments in bonds/money market securities are affected by interest rates and inflation trends which may negatively affect the value of the Fund.
- Bonds with a low credit rating or unrated bonds have a greater risk of default. These investments may negatively affect the value of the Fund.
- The issuer of a security held by the Fund may not pay income or repay capital to the Fund when due.
- Emerging Markets have additional risks due to less-developed market practices.
- The Fund may invest in China interbank bond market through connection between the related Mainland and Hong Kong financial infrastructure institutions. These may be subject to regulatory changes, settlement risk and quota limitations. An operational constraint such as a suspension in trading could negatively affect the Fund's ability to achieve its investment objective.
- Contingent Convertible Securities (CoCo's) convert from debt to equity when the issuer's capital drops below a pre-defined level. This may result in the security converting into equities at a discounted share price, the value of the security being written down, temporarily or permanently, and/or coupon payments ceasing or being deferred.
- The insolvency of any institutions providing services such as custody of assets or acting as a counterparty to derivatives or other contractual arrangements, may expose the Fund to financial loss.
- If this share class is denominated in a different currency from the base currency of the Fund. Changes in the exchange rate between the share class currency and the base currency may affect the value of your investment.
- A complete description of risk factors is set out in the Prospectus in the section entitled "Risk Factors".

The fund can invest more than 35% of net assets in different Transferable Securities and Money Market Instruments issued or guaranteed by any EEA State, its local authorities, a third country or public international bodies of which one or more EEA States are members.

Before subscribing, investors should read the most recent Prospectus and KIID for each fund in which they want to invest. Go to www.bnymellonim.com

The Prospectus and KIID are available in English and in an official language of the jurisdictions in which the Fund is registered for public sale.

If you are unsure which type of investment is right for you, please contact a financial adviser.



0800 614 330



clientservices@bnymellon.com



www.bnymellonim.com

This is a financial promotion and is not investment advice. Portfolio holdings are subject to change, for information only and are not investment recommendations. Calls may be recorded. For more information visit our Privacy Policy at www.bnymellonim.com. BNY Mellon is the corporate brand of The Bank of New York Mellon Corporation and its subsidiaries. The Fund is a sub-fund of BNY Mellon Investment Funds, an open-ended investment company with variable capital (ICVC) with limited liability between sub-funds. Incorporated in England and Wales: registered number IC27. The Authorised Corporate Director (ACD) is BNY Mellon Fund Managers Limited (BNY MFM), incorporated in England and Wales: No. 1998251. Registered address: BNY Mellon Centre, 160 Queen Victoria Street, London EC4V 4LA. Authorised and regulated by the Financial Conduct Authority. **Issued in UK** by BNY Mellon Investment Management EMEA Limited, BNY Mellon Centre, 160 Queen Victoria Street, London EC4V 4LA. Registered in England No. 1118580. Authorised and regulated by the Financial Conduct Authority.

Newton is a member of the IA.

MIS0003-300424

Issued on 14/04/2024