



Artemis UK Special Situations Fund

Class I distribution units, GBP

MARKETING COMMUNICATION

689.13p

price at 31 Mar 2024

0.860%

ongoing charge

April 2024 (data as of 31 March 2024)

OBJECTIVE AND INVESTMENT POLICY

Objective

To grow capital over a five year period.

Investment policy

What the fund invests in

- 80% to 100% in company shares.
- Up to 20% in in bonds, cash and near cash, other transferable securities, other funds (up to 10%) managed by Artemis and third party funds, money market instruments, and derivatives.

Use of derivatives

The fund may use derivatives for efficient portfolio management purposes to:

- reduce risk
- manage the fund efficiently.

Where the fund invests

- United Kingdom, including companies in other countries that are headquartered or have a significant part of their activities in the United Kingdom.

Industries the fund invests in

- Any

Other limitations specific to this fund

- None

Investment strategy

- The fund is actively managed.
- A research-driven, bottom-up stock selection process is used to identify unrecognised growth potential in companies that are often out-of-favour.
- The manager seeks companies that are in recovery, need re-financing or are suffering from investor indifference ('special situations'). These companies often have the potential to deliver significant capital growth.
- Companies are assessed on the basis of absolute and relative valuation with consideration to potential upside.

Benchmarks

- FTSE All-Share Index TR
A widely-used indicator of the performance of the UK stockmarket, in which the fund invests. It acts as a 'comparator benchmark' against which the fund's performance can be compared. Management of the fund is not restricted by this benchmark.
- IA UK All Companies NR
A group of other asset managers' funds that invest in similar asset types as this fund, collated by the Investment Association. It acts as a 'comparator benchmark' against which the fund's performance can be compared. Management of the fund is not restricted by this benchmark.

For the latest fund and market commentaries, visit www.artemisfunds.com/insights, and for any important changes to y(our) funds, visit www.artemisfunds.com/fund-changes.



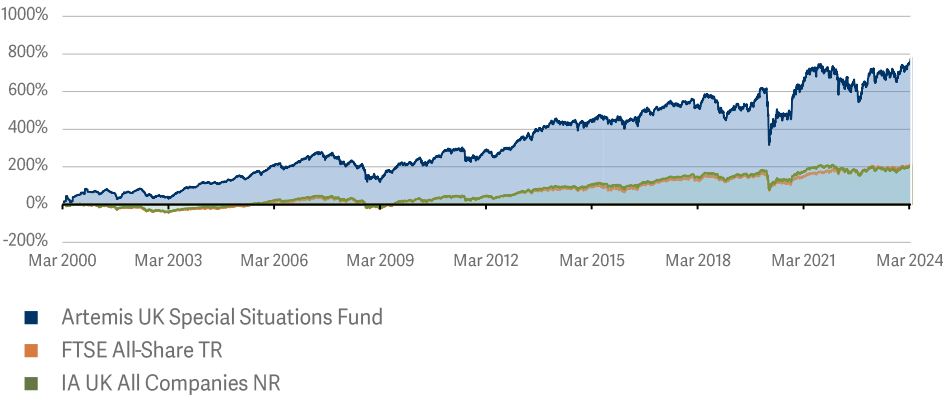
PERFORMANCE

Past performance is not a guide to the future

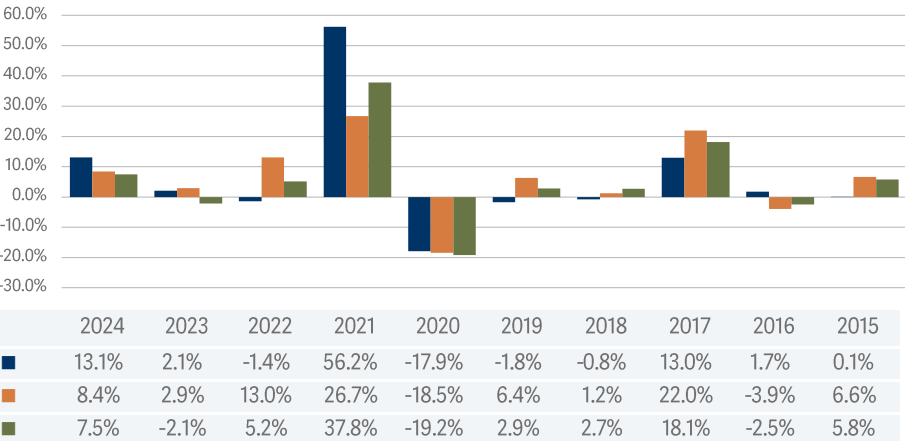
CUMULATIVE PERFORMANCE

	Since launch	10 yrs	5 yrs	3 yrs	1 yr	6 mo	3 mo	1 mo
Artemis UK Special Situations Fund	781.9%	63.6%	45.9%	13.8%	13.1%	9.2%	5.0%	4.2%
FTSE All-Share TR	216.4%	75.3%	30.3%	26.1%	8.4%	6.9%	3.6%	4.8%
IA UK All Companies NR	208.2%	58.8%	23.3%	10.7%	7.5%	7.5%	2.8%	3.8%

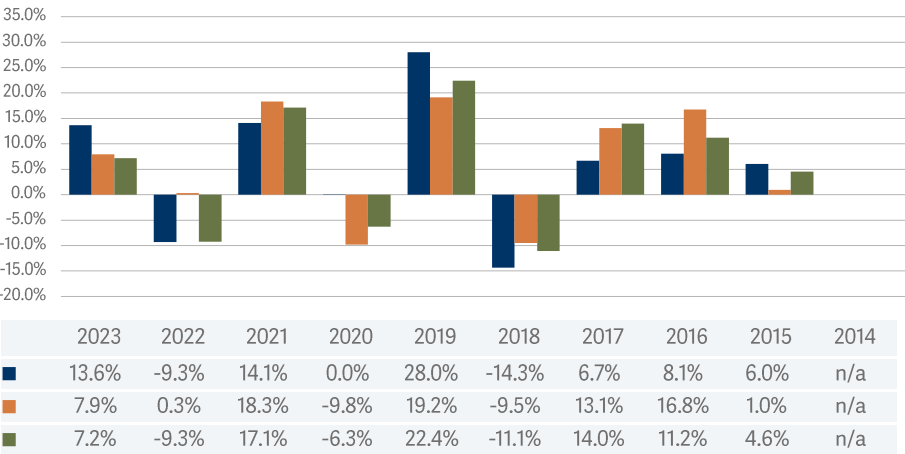
PERCENTAGE GROWTH



12 MONTHS TO QUARTER END (31 MARCH)



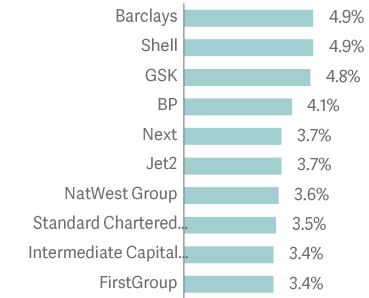
12 MONTHS TO YEAR END (31 DECEMBER)



Source: Lipper Limited from 9 March 2000 to 31 March 2024. Data prior to 1 July 2013 reflects class R accumulation GBP. All figures show total returns with dividends and/or income reinvested, net of all charges. Performance does not take account of any costs incurred when investors buy or sell the fund. Returns may vary as a result of currency fluctuations if the investor's currency is different to that of the class. This class may have charges or a hedging approach different from those in the IA sector benchmark.

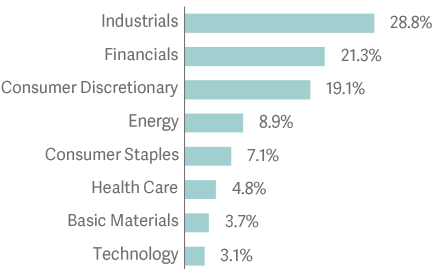
COMPOSITION

TOP 10 HOLDINGS



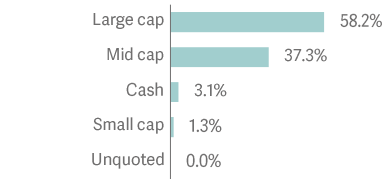
Source: Artemis as at 31 March 2024.

MARKET SECTOR SPLIT



Source: Artemis as at 31 March 2024. Figures may not add up to 100% due to rounding and cash holdings.

ASSET ALLOCATION BY MARKET CAP



Source: Artemis as at 31 March 2024. Figures may not add up to 100% due to rounding.

RISK CONSIDERATIONS

To ensure you understand whether this fund is suitable for you, please read the Key Investor Information which is available, along with the fund's Prospectus, from www.artemisfunds.com or www.fundinfo.com.

The fund is exposed to the following risks:


Market volatility risk	The value of the fund and any income from it can fall or rise because of movements in stockmarkets, currencies and interest rates, each of which can move irrationally and be affected unpredictably by diverse factors, including political and economic events.
Currency risk	The fund's assets may be priced in currencies other than the fund base currency. Changes in currency exchange rates can therefore affect the fund's value.
Concentration risk	The fund may have investments concentrated in a limited number of holdings. This can be more risky than holding a wider range of investments.
Special situations risk	The fund invests in companies that are in recovery, need re-financing or are suffering from lack of market attention (special situations). These companies are subject to higher-than-average risk of capital loss.

OTHER INFORMATION


This is a marketing communication. Before making any final investment decisions, refer to the fund prospectus, available in English, and KIID/KID, available in English and in your local language depending on local country registration, from www.artemisfunds.com or www.fundinfo.com. Investment in the fund concerns the acquisition of units in the fund and not in the underlying assets of the fund. The fund is an authorised unit trust scheme. For further information, visit www.artemisfunds.com/unittrusts. Visit www.artemisfunds.com/glossary for an explanation of investment terms. Third parties (including FTSE and Morningstar) whose data may be included in this document do not accept any liability for errors or omissions. For information, visit www.artemisfunds.com/third-party-data. Artemis has obtained any research and analysis in this communication for its own use. Although this communication is based on sources of information that Artemis believes to be reliable, no guarantee is given as to its accuracy or completeness. Any forward-looking statements are based on Artemis' current expectations and projections and are subject to change without notice. Issued by Artemis Fund Managers Ltd which is authorised and regulated by the Financial Conduct Authority.

FUND DATA

INVESTMENT TEAM



Andy Gray
Fund manager,
since January
2014



Henry Flockhart
Fund manager,
since August
2022

KEY FACTS

Fund type	Unit trust
Asset class	Equity
Focus	Capital growth
Regional focus	United Kingdom
SEDOL	BB36JR1
ISIN	GB00BB36JR17
Fund launch date	9 March 2000
Class launch date	1 July 2013
Class launch price	462.5p
Class currency	GBP
Valuation point	12:00
Year end	31 December
Distribution date	28 February
Fund size	£547.7m

Source: Artemis as at 31 March 2024.

PRICE AND YIELD(S)

Price	689.13p
Historic yield	2.26%

Source: Artemis as at 31 March 2024.
The historic yield reflects distributions declared over the past 12 months as a percentage of the price, as at the date shown. It does not include any preliminary charge and investors may be subject to tax on their distributions.

CHARGES

Initial charge	0%
Ongoing charge	0.860%

The ongoing charge covers the annual operating expenses of running the fund and is shown as at the date of the Key Investor Information Document, where further information about the fund's charges can be found. Additional costs may be incurred, such as portfolio transaction costs and transfer taxes, which may reduce performance. For further information, visit www.artemisfunds.com/charges.

RISK AND REWARD PROFILE



The fund is in the category shown due to historic volatility (how much and how quickly the value of shares in the fund may have risen and fallen in the past due to movements in markets, currencies and interest rates). It may not be a reliable indication of the future risk profile of the fund.

DISTRIBUTION HISTORY

Record date	Ex-dividend date	Payment date	Distribution
31 Dec 2022	03 Jan 2023	28 Feb 2023	11.7435p
31 Dec 2021	04 Jan 2022	28 Feb 2022	11.5417p
31 Dec 2020	01 Jan 2021	26 Feb 2021	9.2539p
31 Dec 2019	01 Jan 2020	28 Feb 2020	13.0749p
31 Dec 2018	02 Jan 2019	28 Feb 2019	15.8786p
29 Dec 2017	02 Jan 2018	28 Feb 2018	13.2481p
30 Dec 2016	03 Jan 2017	28 Feb 2017	12.6927p
31 Dec 2015	01 Jan 2016	26 Feb 2016	11.8620p
31 Dec 2014	01 Jan 2015	27 Feb 2015	9.5018p
31 Dec 2013	01 Jan 2014	28 Feb 2014	11.1243p

Source: Artemis. Distribution is per unit/share. For accumulation classes, distributions are reinvested and reflected in the price. Maximum last 10 distributions shown.

