

**Unit Trust United Kingdom****Contact Details**

Tel: 0800 953 0134\*

questions@service.columbiathreadneedle.co.uk

\*Please note that calls and electronic communications may be recorded.

PO Box 10033, Chelmsford. CM99 2AL, UK

Fund Manager: Richard Colwell  
 Since: Jan-10  
 Management Co: Threadneedle Inv. Services Ltd.  
 Fund Inception Date: 26/08/97  
 Target Benchmark: -  
 Comparator: IA UK Equity and Bond Income  
 Fund Currency: GBP  
 Fund Domicile: United Kingdom  
 XD Date: Monthly  
 Pay Date: Monthly  
 Portfolio Size: £79.3m  
 No. of Securities: 8

All information expressed in GBP

**MANAGED EQUITY INCOME FUND -  
RETAIL INC GBP**

ISIN: GB0001449197  
 Share Class Price: 0.7600  
 Historic Yield: 3.2%  
 Ongoing Charges (OCF): 1.41% (as at 01/09/20)  
 ISA: Yes  
 Performance Fee: No

The ongoing charges figure (OCF) is usually based on the last year's expenses and may vary from year to year. It includes charges such as the fund's annual management charge, registration fee, custody fees and distribution cost but excludes the costs of buying or selling assets for the fund (unless these assets are shares of another fund). For a more detailed breakdown please visit [www.columbiathreadneedle.com/fees](http://www.columbiathreadneedle.com/fees). In some cases, the ongoing charges figure may be based on an estimate of future charges, either because the share/unit class is relatively new and has an insufficient track record to be calculated exactly, or if historic figures are unlikely to accurately reflect future ongoing costs.

Please see table of Share Classes available.

**Fund Changes**

For detailed information on Fund Changes please see "Significant events - Threadneedle UK Regulated Funds" PDF available on <https://www.columbiathreadneedle.com/kiids>

**Ratings/Awards**

For more information on the methodology of the Morningstar rating please visit [www.morningstar.com](http://www.morningstar.com)

**Risks**

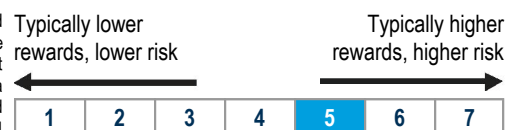
- The value of investments can fall as well as rise and investors might not get back the sum originally invested.
- Where investments are in assets that are denominated in multiple currencies, or currencies other than your own, changes in exchange rates may affect the value of the investments.
- As this Fund invests into other funds you should consider the underlying investments and overall risks.
- The Fund invests in securities whose value would be significantly affected if the issuer refused, was unable to or was perceived to be unable to pay.
- Changes in interest rates are likely to affect the Fund's value. In general, as interest rates rise, the price of a fixed rate bond will fall, and vice versa.
- The Fund may invest in derivatives with the aim of reducing risk or minimising the cost of transactions. Such derivative transactions may benefit or negatively affect the performance of the Fund. The Manager does not intend that such use of derivatives will affect the overall risk profile of the Fund.
- As the Fund is dual priced, there is a price to buy units and a different price to sell them. The price at which you deal may change depending on whether the Fund is experiencing inflows or outflows of cash, and any change will mean an increase or decrease in the price at which you deal.

**Opportunities**

- Flexibility to invest in both equity and bonds funds from our range, with a focus on income orientated funds.
- Benefits from access to the range of our funds from which the managers construct the portfolio.
- Seeks to provide monthly income as well as capital growth.
- Greater diversification than traditional investment funds as it can access a range of regional investment strategies all managed by us.
- Benefits from our extensive multi-asset management experience that dates back to the inception of the business in 1994.
- Highly experienced asset allocation team that has expertise across all major asset classes.

**Risk and Reward Profile**

The Risk and Reward Indicator table demonstrates where the Fund ranks in terms of its potential risk and reward. The higher the rank the greater the potential reward but the greater the risk of losing money. It is based on past data, may change over time, and may not be a reliable indication of the future risk profile of the Fund. The shaded area in the table shows the Fund's ranking on the Risk and Reward Indicator. The lowest category does not mean a risk-free investment.

**Fund Objective & Policy**

The aim of the Fund is to provide income with the potential to grow the amount you invested.

The Fund will invest at least two-thirds of its assets in other funds managed or operated by companies in the Threadneedle Group. These funds may invest worldwide.

The Fund will invest at least two-thirds of its assets in funds that invest in company shares.

Up to 20% of the Fund may be invested in funds that use derivatives for investment purposes. Derivatives are sophisticated investment instruments linked to the rise and fall of the price of other assets.

The Fund may also invest in asset classes and instruments different from those stated above.

**Share Classes Available**

Share	Class	Curr	Tax	OCF	OCF Date	Entry Charge	Min Inv.	Launch	ISIN	SEDOL	BBID	WKN/Valor/CUSIP
Inst.	Inc	GBP	--	1.26%	01/09/20	0.00%	5,000,000	06/12/05	GB00B0882Y33	B0882Y3	TDNMINI LN	--
Retail	Inc	GBP	--	1.41%	01/09/20	0.00%	2,000	26/08/97	GB0001449197	0144919	TDNMGDI LN	728914
Z	Inc	GBP	--	0.86%	01/09/20	0.00%	1,000,000	16/12/14	GB00BRTM3M80	BRTM3M8	TDDFZNA LN	A12EN7

## Top 10 Holdings (%)

### Security Name

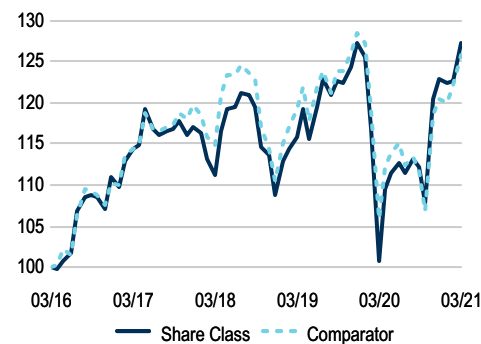
Threadneedle Monthly Extra Income Fund	19.7
Threadneedle UK Equity Alpha Income Fund	17.2
Threadneedle UK Equity Income Fund	16.9
Threadneedle Sterling Corporate Bond Fund	10.1
Threadneedle Global Equity Income Fund	10.1
Threadneedle UK Monthly Income Fund	10.0
Threadneedle Lux - Pan European Equity Dividend -4GP-Distribution	9.6
Threadneedle High Yield Bond Fund	5.0
<b>Total</b>	<b>98.6</b>

## Weightings (%)

### Sector

Equity - Uk	63.7
Fixed - Uk	15.1
Equity - Global	10.1
Equity - Europe Ex Uk	9.6
Cash	1.4

## 5 Years NAV Net (GBP)



### Annualised Performance (GBP)

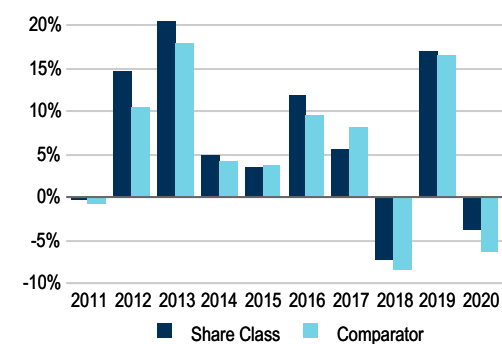
	1 YR	3 YR	5 YR	10 YR	SI	04/20 - 03/21	04/19 - 03/20	04/18 - 03/19	04/17 - 03/18	04/16 - 03/17
Share Class (Net)	26.1	4.6	4.9	6.6	--	26.1	-12.9	4.0	-2.7	14.4
Comparator (Net)	22.1	2.9	4.7	5.9	--	22.1	-11.2	3.7	-1.0	14.5
Comparator Ranking	1/3	1/3	1/3	1/3	--	1/3	2/3	1/3	3/3	2/3
Comparator Percentile	1%	1%	1%	1%	--	1%	51%	1%	100%	51%
Comparator Quartile	1	1	1	1	--	1	3	1	4	3

### Calendar Year Performance (GBP)

	2020	2019	2018	2017	2016	2015	2014	2013	2012	2011
Share Class (Net)	-3.6	17.0	-7.1	5.7	11.9	3.6	4.9	20.5	14.8	-0.1
Comparator (Net)	-6.2	16.6	-8.2	8.1	9.5	3.9	4.3	18.0	10.6	-0.5
Comparator Ranking	1/3	1/3	1/3	3/3	1/3	2/3	1/3	1/3	1/3	1/3
Comparator Percentile	1%	1%	1%	100%	1%	51%	1%	1%	1%	1%
Comparator Quartile	1	1	1	4	1	3	1	1	1	1

Past performance is not a guide to future performance. The performance data does not take account of the commissions and costs incurred on the issue and redemption of units. The value of investments and any income is not guaranteed and can go down as well as up and may be affected by exchange rate fluctuations. This means that an investor may not get back the amount invested. Index returns assume reinvestment of dividends and capital gains and unlike fund returns do not reflect fees or expenses. The index is unmanaged and cannot be invested directly. All returns assume income is reinvested for a local taxpayer, bid to bid performance (which means performance does not include the effect of any initial charges). All data: Source Copyright © 2021 Morningstar UK Limited.  
The Investment Association (IA) is the trade body representing the UK investment management industry.

## Calendar Years Net (GBP)



## Important Information

The Threadneedle Managed Funds range consists of six unit trusts: the Threadneedle Managed Equity Fund, Threadneedle Managed Equity Focused Fund, Threadneedle Managed Equity and Bond Fund, Threadneedle Managed Bond Fund, Threadneedle Managed Bond Focused Fund and Threadneedle Managed Income Fund (together 'the Trusts'). The Trusts are Authorised Unit Trust Schemes within Section 243 of the Financial Services and Markets Act 2000 and are constituted pursuant to the Financial Services Authority's Collective Investment Schemes Sourcebook (COLL), as amended from time to time. The Trusts are UCITS schemes for the purpose of COLL.

This material is for information only and does not constitute an offer or solicitation of an order to buy or sell any securities or other financial instruments, or to provide investment advice or services.

Subscriptions to a Fund may only be made on the basis of the current Prospectus and the Key Investor Information Document, as well as the latest annual or interim reports and the applicable terms & conditions. Please refer to the 'Risk Factors' section of the Prospectus for all risks applicable to investing in any fund and specifically this Fund. The above documents are available in English only and may be obtained free of charge on request from Threadneedle Investment Services Ltd, Client Services department, P.O. Box 10033, Chelmsford, Essex CM99 2AL.

Portfolio positions are based on gross asset valuations at global close (not official NAV time). Historic Yield reflects distributions declared over the past 12 months. Distribution Yield reflects the amount that may be expected to be distributed over the next 12 months. Underlying Yield reflects the annualised income net of expenses of the fund. Yields shown do not include any preliminary charge and investors may be subject to tax on their distributions.

Columbia Threadneedle Investments is the global brand name of the Columbia and Threadneedle group of companies.

Issued by Threadneedle Investment Services Limited. Registered in England and Wales, Registered No. 3701768, Cannon Place, 78 Cannon Street, London EC4N 6AG, United Kingdom. Authorised and regulated in the UK by the Financial Conduct Authority (FCA).