

## HSBC Global Investment Funds

# GLOBAL EMERGING MARKETS BOND

Monthly report 31 December 2023 | Share class ACGBP



### Investment objective

The Fund aims to provide long term capital growth and income by investing in a portfolio of emerging market bonds.



### Investment strategy

The Fund is actively managed. In normal market conditions, the Fund will mostly invest its assets in investment grade and non-investment grade bonds issued by governments, government-related entities, supranational entities and companies based in emerging markets. The Fund may invest up to 30% of its assets in securities issued by a single government issuer with a non-investment grade credit rating. The Fund may invest up to 10% of its assets in onshore Chinese bonds which are issued within the People's Republic of China and traded on the China Interbank Bond Market. The Fund may invest up to 10% in convertible bonds. The Fund may also invest up to 10% of its assets in contingent convertible securities. The Fund may invest up to 10% of its assets in total return swaps and up to 10% in other funds. The Fund's primary currency exposure is to US dollars. See the Prospectus for a full description of the investment objectives.



### Main risks

- The value of investments and any income from them can go down as well as up and you may not get back the amount originally invested.
- Investing in assets denominated in a currency other than that of the investor's own currency exposes the value of the investment to exchange rate fluctuations
- The Fund invests in bonds whose value generally falls when interest rates rise. This risk is typically greater the longer the maturity of a bond investment and the higher its credit quality. The issuers of certain bonds, could become unwilling or unable to make payments on their bonds and default. Bonds that are in default may become hard to sell or worthless.

### Share class details

#### Key metrics

NAV per share	<b>GBP 14.49</b>
Performance 1 month	<b>4.12%</b>
Yield to maturity	<b>11.61%</b>

#### Fund facts

UCITS V compliant	<b>Yes</b>
UK reporting fund status (UKRS)	<b>Yes</b>
ISA eligible	<b>Yes</b>
Dividend treatment	<b>Accumulating</b>
Dealing frequency	<b>Daily</b>
Valuation time	<b>17:00 Luxembourg</b>
Share class base currency	<b>GBP</b>
Domicile	<b>Luxembourg</b>
Inception date	<b>28 October 2011</b>
Fund size	<b>USD 1,167,798,612</b>
Reference benchmark	<b>100% JP Morgan EMBI Global Diversified</b>
Managers	<b>Scott Davis Jaymeson Paul Kumm</b>

#### Fees and expenses

Minimum initial investment <sup>1</sup>	<b>USD 5,000</b>
Ongoing charge figure <sup>2</sup>	<b>1.600%</b>

#### Codes

ISIN	<b>LU0544980120</b>
Bloomberg ticker	<b>HSGEMAA LX</b>
SEDOL	<b>B404SL6</b>

<sup>1</sup>Please note that initial minimum subscription may vary across different distributors  
<sup>2</sup>Ongoing Charges Figure is based on expenses over a year. The figure includes annual management charge but not the transaction costs. Such figures may vary from time to time.

Past performance does not predict future returns. The figures are calculated in the share class base currency, dividend reinvested, net of fees.

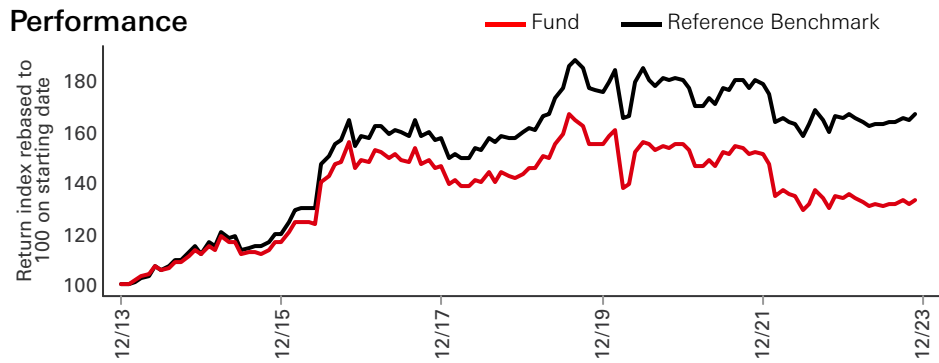
This is a marketing communication. Please refer to the prospectus and to the KIID before making any final investment decisions.

For definition of terms, please refer to the Glossary QR code and Prospectus.

Reference Performance Benchmark: JP Morgan EMBI Global Diversified since 8 Dec 2020. Previously JP Morgan EMBI Global from 1 Jan 2000 to 7 Dec 2020. Prior to that, the benchmark was JP Morgan EMBI.

Source: HSBC Asset Management, data as at 31 December 2023

## Performance



Performance (%)	YTD	1 month	3 months	6 months	1 year	3 years ann	5 years ann	10 years ann
ACGBP	3.91	4.12	4.52	6.27	3.91	-3.61	-0.67	3.33
Reference Benchmark	4.83	4.01	4.52	6.44	4.83	-1.29	1.62	5.64

Rolling performance (%)	31/12/22-31/12/23	31/12/21-31/12/22	31/12/20-31/12/21	31/12/19-31/12/20	31/12/18-31/12/19	31/12/17-31/12/18	31/12/16-31/12/17	31/12/15-31/12/16	31/12/14-31/12/15	31/12/13-31/12/14
ACGBP	3.91	-11.44	-2.68	0.01	7.94	-2.09	-1.66	28.16	4.25	11.55
Reference Benchmark	4.83	-7.43	-0.89	2.45	10.00	1.32	-0.14	31.44	7.09	12.10

3-Year Risk Measures	ACGBP	Reference Benchmark	5-Year Risk Measures	ACGBP	Reference Benchmark
Volatility	8.48%	7.72%	Volatility	10.97%	9.53%
Sharpe ratio	-0.70	-0.47	Sharpe ratio	-0.21	0.00
Tracking error	1.66%	--	Tracking error	2.85%	--
Information ratio	-1.40	--	Information ratio	-0.81	--

Fixed Income Characteristics	Fund	Reference Benchmark	Relative
No. of holdings ex cash	276	941	--
Average coupon rate	6.19	5.34	0.85
Yield to worst	11.61%	8.34%	3.27%
Option adjusted duration	6.98	6.69	0.29
Modified duration to worst	7.21	6.87	0.34
Option adjusted spread duration	6.01	6.82	-0.81
Average maturity	11.60	11.39	0.21
Rating average	BB+/BB	BBB-/BB+	--

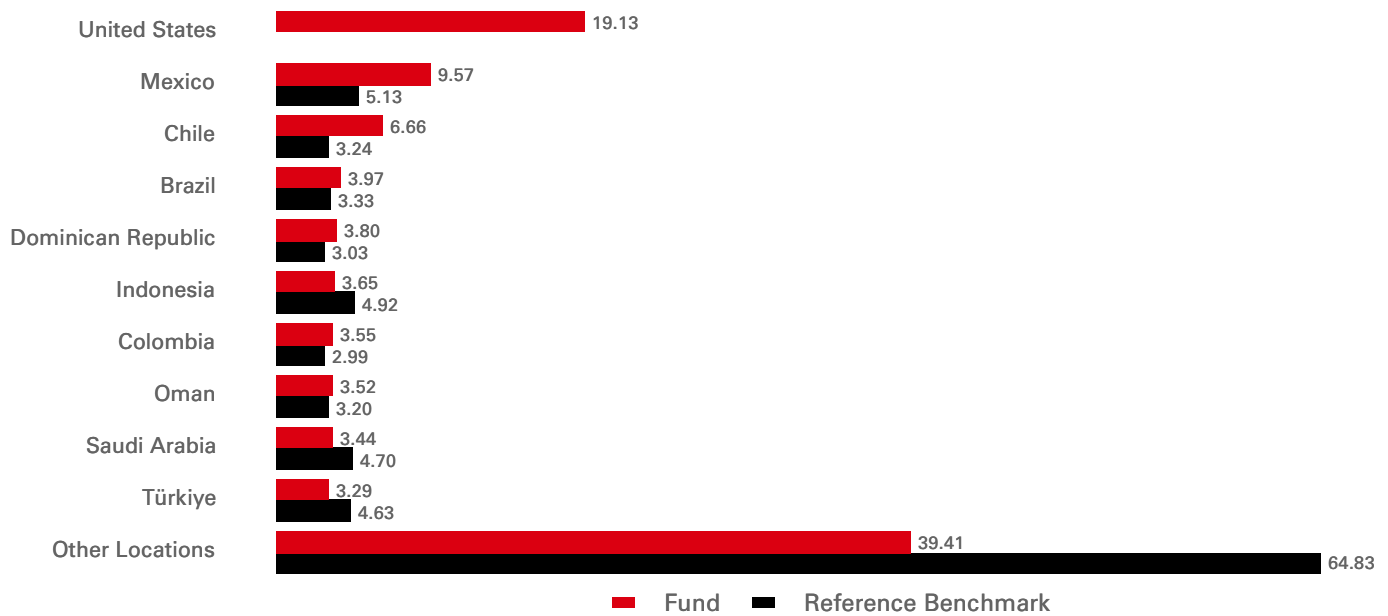
Credit rating (%)	Fund	Reference Benchmark	Relative	Maturity Breakdown (%)	Fund	Reference Benchmark	Relative
AAA	14.89	--	14.89	0-2 years	14.93	9.59	5.34
AA	4.91	6.63	-1.72	2-5 years	17.29	24.72	-7.43
A	7.29	15.87	-8.58	5-10 years	30.61	30.20	0.41
BBB	22.48	27.71	-5.23	10+ years	37.16	35.48	1.68
BB	26.67	22.37	4.30				
B	21.27	19.13	2.14				
CCC	5.73	5.21	0.52				
CC	0.49	0.75	-0.27				
C	0.17	0.03	0.14				
D	2.55	2.17	0.37				
NR	-3.24	0.13	-3.36				
Cash	4.13	--	4.13				
Cash Offset	-7.34	--	-7.34				

Past performance does not predict future returns. The figures are calculated in the share class base currency, dividend reinvested, net of fees.

Source: HSBC Asset Management, data as at 31 December 2023

Currency Allocation (%)	Fund	Reference Benchmark	Relative
USD	98.39	100.00	-1.61
BRL	1.19	--	1.19
MXN	0.59	--	0.59
HUF	0.25	--	0.25
SGD	0.01	--	0.01
AUD	0.01	--	0.01
CHF	0.01	--	0.01
ZAR	0.00	--	0.00
PLN	0.00	--	0.00
HKD	-0.01	--	-0.01
Other Currencies	-0.44	--	-0.44

#### Geographical allocation (%)



Sector allocation (%)	Fund	Reference Benchmark	Relative
Government	76.90	82.74	-5.84
Energy	14.68	8.07	6.61
Basic Materials	4.20	1.78	2.42
Financial	4.20	3.39	0.81
Utilities	3.40	2.31	1.10
Industrial	1.54	0.92	0.63
Consumer Non cyclical	1.20	0.65	0.55
Communications	0.32	--	0.32
Consumer Cyclical	--	0.14	-0.14
credit default swap index	-3.24	--	-3.24
Other Sectors	-7.34	--	-7.34
Cash	4.13	--	4.13

Top 10 holdings	Weight (%)
DOMINICAN REPUBBL 5.500 22/02/29	1.55
PETROLEOS MEXICA 7.690 23/01/50	1.25
CODELCO INC 5.125 02/02/33	1.22
BRAZIL NTN-F 10.000 01/01/33	1.20
QATAR STATE OF 5.103 23/04/48	1.07
TURKIYE REP OF 9.375 14/03/29	1.03
QATAR STATE OF 4.400 16/04/50	1.01
IVORY COAST-PDI 6.125 15/06/33	1.01
BRAZIL REP OF 6.250 18/03/31	0.99
TURKIYE REP OF 9.375 19/01/33	0.96

## Risk disclosures

- The Fund may invest in Emerging Markets, these markets are less established, and often more volatile, than developed markets and involve higher risks, particularly market, liquidity and currency risks.
- Derivatives may be used by the Fund, and these can behave unexpectedly. The pricing and volatility of many derivatives may diverge from strictly reflecting the pricing or volatility of their underlying reference(s), instrument or asset.
- Investment Leverage occurs when the economic exposure is greater than the amount invested, such as when derivatives are used. A Fund that employs leverage may experience greater gains and/or losses due to the amplification effect from a movement in the price of the reference source.
- Where overseas investments are held the rate of currency exchange may cause the value of such investments to go down as well as up.
- Further information on the potential risks can be found in the Key Information Document (KID) and/or the Prospectus or Offering Memorandum.

## Index disclaimer


Information has been obtained from sources believed to be reliable but J.P. Morgan does not warrant its completeness or accuracy. The Index is used with permission. The Index may not be copied, used, or distributed without J.P. Morgan's prior written approval. Copyright 2023, J.P. Morgan Chase & Co. All rights reserved.

## Benchmark disclosure

The Investment Advisor will use its discretion to invest in securities not included in the reference benchmark based on active investment management strategies and specific investment opportunities. It is foreseen that a significant percentage of the Fund's investments will be components of the reference benchmark. However, their weightings may deviate materially from those of the reference benchmark. The deviation of the Fund's performance relative to the benchmark is monitored, but not constrained, to a defined range.

**Source: HSBC Asset Management, data as at 31 December 2023**

Follow us on:



UK Investor/Adviser E-mail:  
wholesale.clientservices@hsbc.com  
Lines are open 9am to 5pm Monday to Friday (excluding public holidays). To help the ACD and the Administrator continually improve their services and in the interests of security, they may monitor and/or record your communications with them.

---

## Glossary



## Important information

The material contained herein is for marketing purposes and is for your information only. This document is not contractually binding nor are we required to provide this to you by any legislative provision. It does not constitute legal, tax or investment advice or a recommendation to any reader of this material to buy or sell investments. You must not, therefore, rely on the content of this document when making any investment decisions.

This material is not intended for distribution to or use by any person or entity in any jurisdiction or country where such distribution or use would be contrary to law or regulation. This material is not and should not be construed as an offer to sell or the solicitation of an offer to purchase or subscribe to any investment.

Any views expressed were held at the time of preparation and are subject to change without notice. While any forecast, projection or target where provided is indicative only and not guaranteed in any way. HSBC Global Asset Management (UK) Limited accepts no liability for any failure to meet such forecast, projection or target.

This fund is a sub-fund of the HSBC Global Investment Funds, a Luxembourg domiciled Société d'investissement à Capital Variable (SICAV). UK based investors in HSBC Global Investment Funds are advised that they may not be afforded some of the protections conveyed by the provisions of the Financial Services and Markets Act 2000. HSBC Global Investment Funds is recognised in the United Kingdom by the Financial Conduct Authority under section 264 of the Act. The shares in HSBC Global Investment Funds have not been and will not be offered for sale or sold in the United States of America, its territories or possessions and all areas subject to its jurisdiction, or to United States Persons. All applications are made on the basis of the current HSBC Global Investment Funds Prospectus, Key Investor Information Document (KIID), Supplementary Information Document (SID) and most recent annual and semi-annual reports, which can be obtained upon request free of charge from HSBC Global Asset Management (UK) Limited, 8 Canada Square, Canary Wharf, London, E14 5HQ. UK, or the local distributors. Investors and potential investors should read and note the risk warnings in the prospectus and relevant KIID and additionally, in the case of retail clients, the information contained in the supporting SID.

Further information about the Company including the Prospectus, the most recent annual and semi-annual reports of the Company and the latest share prices, may be obtained free of charge, in English, from the Registrar and Transfer Agent by emailing [amgtransferagency@lu.hsbc.com](mailto:amgtransferagency@lu.hsbc.com), or by visiting [www.global.assetmanagement.hsbc.com](http://www.global.assetmanagement.hsbc.com).

The most recent Prospectus is available in English and German. Key Investor Information Document (KIID) are available in the local language where they are registered.

To help improve our service and in the interests of security we may record and/or monitor your communication with us. HSBC Global Asset Management (UK) Limited provides information to Institutions, Professional Advisers and their clients on the investment products and services of the HSBC Group.

Approved for issue in the UK by HSBC Global Asset Management (UK) Limited, who are authorised and regulated by the Financial Conduct Authority. [www.assetmanagement.hsbc.co.uk](http://www.assetmanagement.hsbc.co.uk)

Copyright © HSBC Global Asset Management (UK) Limited 2023. All rights reserved.

Further Information can be found in the prospectus and in our Key Investor Information Documents published in our Fund Centre at [www.assetmanagement.hsbc.co.uk](http://www.assetmanagement.hsbc.co.uk)

Term: The management company cannot terminate the Fund unilaterally. The Board of Directors may furthermore decide to liquidate the Fund in certain circumstances set out in the prospectus and articles of incorporation of the Fund. Further additional and complete information (including but not limited to) investor rights, costs and charges, please refer to the prospectus.