

This factsheet is as at 28 March 2024 unless otherwise specified.

Xtrackers MSCI India Swap UCITS ETF 1C

a sub fund of Xtrackers

At a Glance

- Exposure to Indian Equities
- Provides diversified exposure to large and mid-cap Indian equities, with 85% market representation

Reference Index key features

The MSCI India TRN Index aims to reflect the performance of the following market:

- Large and mid-cap companies listed in India
- Covers approximately 85% of free-float market capitalisation
- Weighted by free-float adjusted market capitalisation
- Reviewed on a quarterly basis

Additional information on the index, selection and weighting methodology is available at www.msci.com

Fund information	
ISIN	LU0514695187
Share class currency	USD
Fund Currency	USD
Fund launch date	24 June 2010
Domicile	Luxembourg
Portfolio Methodology	Substitute Basket + Swap
Sub-Portfolio Manager	DWS Investments UK Ltd
Investment Manager	DWS Investments UK Ltd
Custodian	State Street Bank International GmbH, Luxembourg Branch
All-in fee ¹	0.19% p.a.
Income treatment	Capitalising
Active swap counterparties	BNP Paribas, Barclays Bank PLC, Société Générale
NAV per Share	USD 19.79
Total Fund Assets	USD 127.92 Million
Total Shares Outstanding	6.46 Million
Reporting Fund	Yes

¹ Please see additional information / Glossary.

Key Risks

- **The value of your investment may go down as well as up and past performance does not predict future returns. Investor capital may be at risk up to a total loss.**
- The Fund is exposed to less economically developed economies (known as emerging markets) which involve greater risks than well developed economies. Political unrest and economic downturn may be more likely and will affect the value of your investment.
- The value of an investment in shares will depend on a number of factors including, but not limited to, market and economic conditions, sector, geographical region and political events.
- The Fund is exposed to market movements in a single country or region which may be adversely affected by political or economic developments, government action or natural events that do not affect a fund investing in broader markets.
- The Fund will enter into a derivative with a counterparty. If the counterparty fails to make payments (for example, it becomes insolvent) this may result in your investment suffering a loss.

Listing and trading information			
Exchange	Bloomberg Ticker	Reuters RIC	Trading Currency
Xetra	XCS5 GY	XCS5.DE	EUR
London Stock Exchange	XCX5 LN	XCX5.L	GBP
London Stock Exchange	XCS5 LN	XCS5.L	USD
BX Berne eXchange	XIDS BW	XIDS.BN	CHF

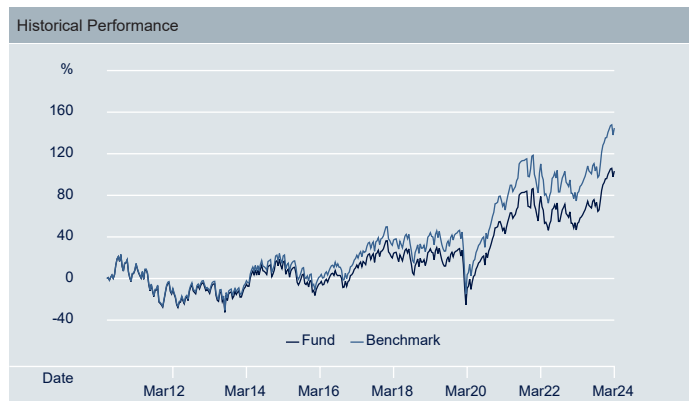
Cumulative performance figures						
	1 Month	3 Months	6 Months	1 Year	3 Years	Annualised Volatility
Share Class	0.77%	5.83%	18.11%	35.33%	36.51%	20.15%
Index	0.81%	6.07%	18.69%	36.83%	41.65%	19.53%
Tracking Difference	-0.04%	-0.23%	-0.58%	-1.49%	-5.14%	-
Tracking Error	0.02%	0.03%	0.03%	0.05%	0.05%	-

Calendar year performance figures						
	2019	2020	2021	2022	2023	YTD
Share Class	6.04%	13.52%	24.56%	-9.14%	19.37%	5.83%
Index	7.92%	15.55%	26.23%	-7.95%	20.81%	6.07%
Tracking Difference	-1.88%	-2.03%	-1.67%	-1.18%	-1.44%	-0.23%
Tracking Error	0.05%	0.12%	0.05%	0.04%	0.05%	0.03%

Rolling performance figures												
	3/14 - 3/15	3/15 - 3/16	3/16 - 3/17	3/17 - 3/18	3/18 - 3/19	3/19 - 3/20	3/20 - 3/21	3/21 - 3/22	3/22 - 3/23	3/23 - 3/24	Since launch	
Share Class	19.11%	-14.73%	16.83%	8.36%	5.04%	-32.17%	73.62%	16.34%	-13.30%	35.33%	5.29%	
Index	20.70%	-13.15%	18.40%	10.23%	6.75%	-30.86%	76.35%	17.86%	-12.17%	36.83%	6.72%	
Tracking Difference	-1.59%	-1.58%	-1.57%	-1.87%	-1.72%	-1.31%	-2.74%	-1.53%	-1.13%	-1.49%	-3.00%	
Tracking Error	0.07%	0.08%	0.04%	0.05%	0.06%	0.06%	0.11%	0.05%	0.04%	0.05%	0.07%	

Past performance does not predict future returns.

THINK ETF. THINK X.



Source: DWS, Index Provider

This factsheet is as at 28 March 2024 unless otherwise specified.

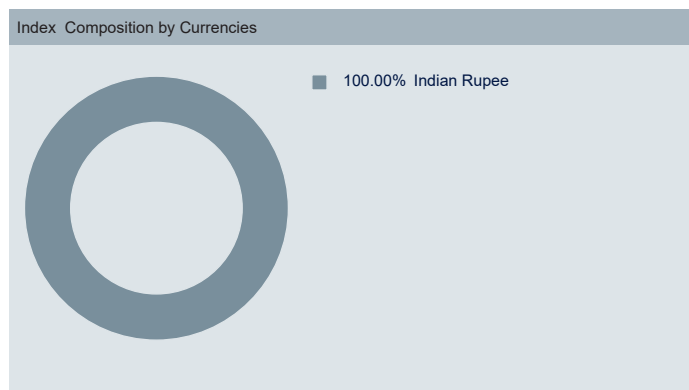
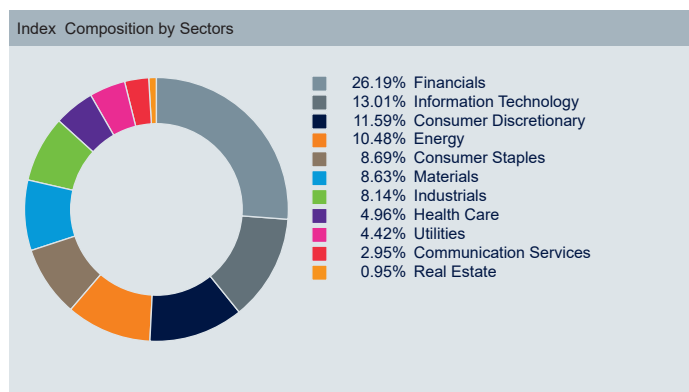
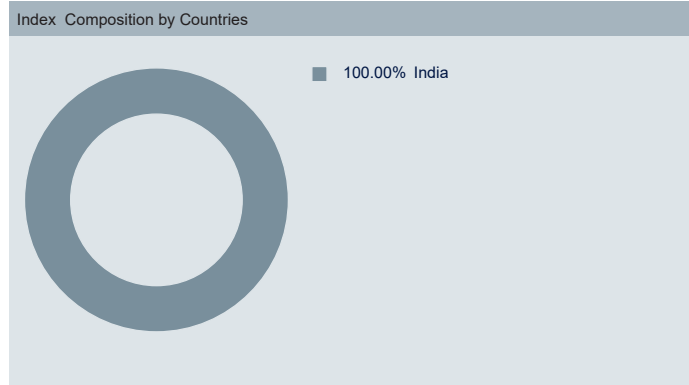
Top 10 index constituents		
Issuer	ISIN	Weight
RELIANCE INDUSTRIES LTD	INE002A01018	8.06%
ICICI BANK LTD	INE090A01021	5.30%
INFOSYS LTD	INE009A01021	5.27%
HDFC BANK ORD A	INE040A01034	4.86%
TATA CONSULTANCY SERVICES LTD	INE467B01029	3.53%
AXIS BANK LTD	INE238A01034	2.57%
LARSEN AND TOUBRO ORD A	INE018A01030	2.41%
BHARTI AIRTEL LTD	INE397D01024	2.37%
HINDUSTAN UNILEVER LTD	INE030A01027	2.20%
KOTAK MAHINDRA BANK LTD	INE237A01028	2.13%

Index information	
Index Name	MSCI India TRN Index
Index Provider	MSCI INC.
Bloomberg Symbol	NDEUSIA
Index Type	Total Return Net
Index Base Currency	USD
Number of Index constituents	131
Dividend Yield	1.02%
Index PE Ratio (Trailing)	24.91
Index PE Ratio (Forward)	24.29
Index Rebalance Frequency	Quarterly

Source: Index Provider

MSCI India TRN Index

Source: Index provider as at 29 December 2023
Figures may not always add up to 100.00% due to rounding



Further information on Xtrackers

DWS Investments UK Limited
21 Moorfields
London EC2Y 9DB
United Kingdom

Hotline: +44 (0)20 7547 1747
Website: www.Xtrackers.com
E-Mail: Xtrackers@dws.com

Additional Information

A Glossary of Terms is available at Xtrackers.com.

ETF performance is shown on NAV basis, net of fees and index replication costs. Index performance is calculated on a total return basis. Volatility is calculated since launch of the share class.

Disclaimer

This document is intended for information purposes only and does not create any legally binding obligations on the part of DWS Group GmbH & Co. KGaA and/or its affiliates (DWS). This document has been prepared without consideration of the investment needs, objectives or financial circumstances of any investor. Without limitation, this document does not constitute an offer, an invitation to offer or a recommendation to enter into any transaction. Before making an investment decision, investors need to consider, with or without the assistance of an investment adviser, whether the investments and strategies described or provided by DWS are appropriate in light of their particular investment needs, objectives and financial circumstances. Information in this document has been obtained or derived from sources believed to be reliable and current. However, accuracy or completeness of the sources cannot be guaranteed. This document is not directed to, or intended for distribution to or use by, any person or entity who is a citizen or resident of or located in any locality, state, country or other jurisdiction, including the United States, where such distribution, publication, availability or use would be contrary to law or regulation or which would subject DWS to any registration or licensing requirement within such jurisdiction not currently met within such jurisdiction. Persons into whose possession this document may come are required to inform themselves of, and to observe, such restrictions. Xtrackers is an undertaking for collective investment in transferable securities (UCITS) in accordance with the applicable laws and regulations and set up as open-ended investment company with variable capital and segregated liability amongst its respective compartments. Investors must buy and must usually sell shares in Xtrackers UCITS ETFs on a secondary market with the assistance of an intermediary (e.g. a stockbroker) and may incur fees for doing so. In addition, investors may pay more than the current net asset value when buying shares and may receive less than the current net asset value when selling them. Before making any investment decision, investors should refer to the Risk Factors in the Prospectus and Key Investor Information Document. Tax treatment of the Xtrackers UCITS ETFs depends on the individual circumstances of each investor. Xtrackers is incorporated in the Grand Duchy of Luxembourg, is registered with the Luxembourg Trade and Companies' Register under number B-119.899 and has its registered office at 49, avenue J.F. Kennedy, L-1855 Luxembourg. DWS Investment S.A. acts as the management company of Xtrackers. The Investment Company may decide to terminate the arrangements made for the marketing of this fund.

Any investment decision in relation to a fund should be based solely on the latest version of the prospectus, the audited annual and, if more recent, un-audited semi-annual reports and the Key Investor Information Document (KIID), all of which are available in English upon request to DWS Investment S.A., 2, Boulevard Konrad Adenauer, L-1115 Luxembourg or on www.Xtrackers.com. A summary of investor rights is available at www.etf.dws.com under "About Us – How to Complain?".

PAST PERFORMANCE DOES NOT PREDICT FUTURE RETURNS.

© DWS Investments UK Limited, 2024. Authorised and regulated by the Financial Conduct Authority.

Index Disclaimer

The funds or securities referred to herein are not sponsored, endorsed, or promoted by MSCI, and MSCI bears no liability with respect to any such funds or securities or any index on which such funds or securities are based. The Prospectus of Xtrackers MSCI India Swap UCITS ETF contains a more detailed description of the limited relationship MSCI has with Xtrackers and any related funds.

THINK ETF. THINK X.