

**This is a marketing communication.**  
**Factsheet** | 28 February 2023

# Vanguard Emerging Markets Bond Fund

Investor GBP Hedged Acc

Inception date: 03 December 2019

Total assets (million) £511 | Share class assets (million) £22 as at 28 February 2023

Minimum initial investment	ISIN	SEDOL	Bloomberg	Investment structure	SRI†	Index ticker	Domicile	Settlement	Trading frequency (cut-off)
100,000	IE00BKLWXP06	BKLWXP0	VEMBIGA	UCITS	3	JPGCHGCP	Ireland	T+2	Daily (12:00 Irish Time)

**Ongoing Charges Figure†** 0.60 %

†The Ongoing Charges Figure (OCF) covers administration, audit, depository, legal, registration and regulatory expenses incurred in respect of the Funds.

## Objectives and investment policy

- The Fund seeks to provide total return while generating a moderate level of income by investing primarily in bonds of issuers in emerging market countries.
- The Fund employs an "active management" strategy, and while the Fund will invest in components of the J.P. Morgan EMBI Global Diversified Index (the "Index"), its investment manager will follow distinct approaches in managing the Fund's assets.
- The Fund invests in fixed income securities of various maturities, yields, and qualities. Under normal circumstances, the Fund will invest at least 80% of its assets in fixed income securities of issuers that are tied economically to emerging market countries. The Fund seeks to have a majority of its assets denominated in or hedged back to the U.S. dollar but has the ability to invest in bonds denominated in a local currency on an unhedged basis. Emerging market bonds include sovereign debt securities, which include fixed income securities that are issued or guaranteed by foreign governments or their agencies, authorities, political subdivisions or instrumentalities, or other supranational agencies, as well as debt securities issued or guaranteed by foreign corporations and foreign financial institutions.
- The Investment Manager may in its discretion restrict the extent to which the Fund's holdings deviate from the Index constituents on a security selection and fixed income sector basis. The Fund may take active fixed income sector views with the focus on bond specific selection. The extent to which the Fund can outperform the Index may be restricted by constraints applied by the Investment Manager which limit the potential volatility of the difference between the return of the Fund and the return of the Index. Such constraints may change or be removed from time to time at the Investment Manager's discretion and depending on market environments.

## Investment manager

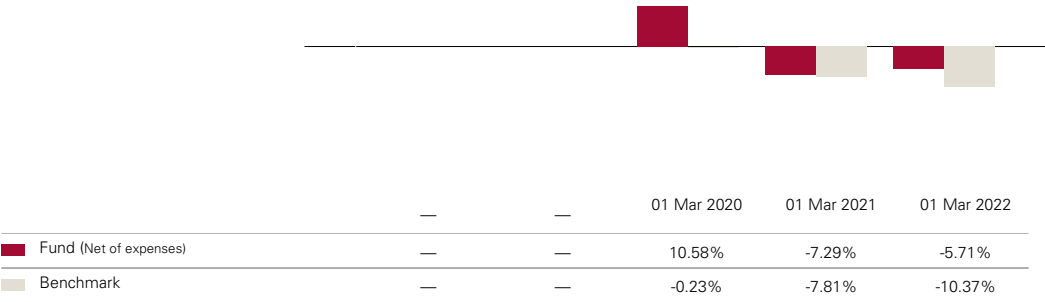
Vanguard Global Advisers, LLC  
 Global Fixed Income Team

‡Summary Risk Indicator

# Vanguard Emerging Markets Bond Fund

## Investor GBP Hedged Acc

Performance summary\*\*  
GBP—Vanguard Emerging Markets Bond Fund  
Benchmark — J.P. Morgan EMBI Global Diversified Index in GBP



Performance**	1 month	Quarter	Year to date	1 year	3 years	5 years	10 years	Since inception
Fund (Net of expenses)	-2.56%	1.19%	1.26%	-5.71%	-1.13%	—	—	0.23%
Benchmark	-2.31%	0.84%	0.64%	-10.37%	-6.23%	-2.11%	1.01%	-5.06%

\*\*In this document the performance displayed for the Fund(s) and therefore relative performance to the benchmark index may be impacted by swing pricing. The NAV of a Fund may swing according to subscription/redemption activity so that transaction costs caused by these cashflows are not borne by the existing holders in a Fund. The benchmark index is not affected by swing pricing and therefore you may see tracking difference between the performance of the Fund and the benchmark. Performance and Data is calculated on closing NAV as at 28 February 2023.

**Past performance is not a reliable indicator of future results.**

The Fund invests in securities which are denominated in currencies other than the share class currency. Movements in currency exchange rates can affect the return of investments. Currency hedging techniques are used to minimise the risks associated with movements in currency exchange rates but these risks cannot be eliminated entirely. As this information relates to a share class where such techniques are used, for the purposes of the “Past performance” section above, the performance of this share class is shown against the J.P. Morgan EMBI Global Diversified Index in GBP (the “Hedged Index”), which is a currency hedged version of the Index.

Source: Vanguard; J.P. Morgan EMBI Global Diversified Index in GBP

### Key investment risks

The value of bonds and fixed income-related securities is affected by influential factors such as interest rates, inflation, credit spreads and volatility which, in turn, are driven by other factors including political, economic news, company earnings and significant corporate events. Emerging markets are generally more sensitive to economic and political conditions than developed markets. Other factors include greater 'Liquidity Risk', restrictions on investment or transfer of assets and failed/delayed delivery of securities or payments to the Fund. Investment risk is concentrated in specific sectors, countries, currencies or companies. This means the Fund is more sensitive to any localized economic, market, political or regulatory events.

- Counterparty risk. The insolvency of any institutions providing services such as safekeeping of assets or acting as counterparty to derivatives or other instruments, may expose the Fund to financial loss.
- Liquidity risk. Lower liquidity means there are insufficient buyers or sellers to allow the Fund to sell or buy investments readily.
- Credit risk. The issuer of a financial asset held within the Fund may not pay income or repay capital to the Fund when due.
- Inflation risk. The value of your investments may not be worth as much in the future due to changes in purchasing power resulting from inflation.
- Call risk. The chance that during periods of falling interest rates, issuers of callable bonds may call (repay) securities with higher coupons or interest rates before their maturity dates.

Please also read the risk factors section in the prospectus and the Key Information Document, both of which are available on the Vanguard website.

# Vanguard Emerging Markets Bond Fund

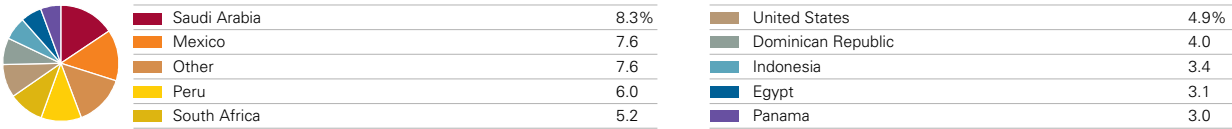
## Investor GBP Hedged Acc

Data as at 28 February 2023 unless otherwise stated.

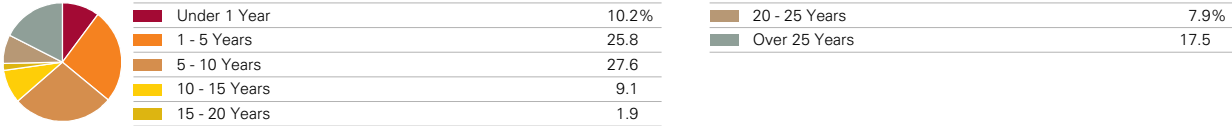
Characteristics	Fund	Benchmark
Number of bonds	322	943
Yield to worst	7.82%	7.38%
Average coupon	5.3%	5.0%
Average maturity	11.7 years	11.5 years
Average quality	BB+	BB+
Average duration	6.3 years	6.8 years
Cash investment*	7.6%	—
Turnover rate	414%	—

The PTR (Portfolio Turnover Rate) approach considers the total security purchases and sales, the total subscriptions and redemptions and the average net assets of the fund to calculate the turnover figure. Data as at 31 December 2022.

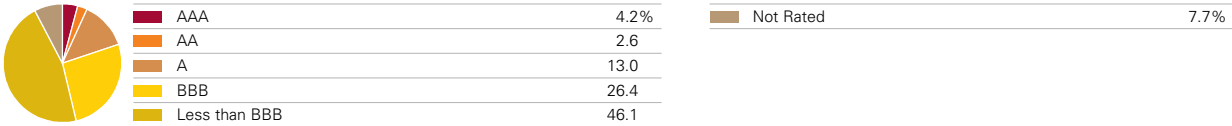
### Market allocation



### Distribution by credit maturity (% of fund)

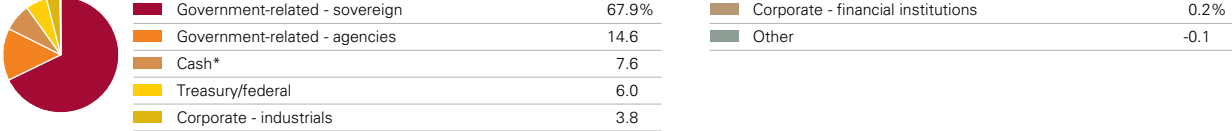


### Distribution by credit quality (% of fund)



Credit-quality ratings for each issue are obtained from Bloomberg using ratings derived from Moody’s Investors Service, Fitch Ratings, and Standard & Poor’s. When ratings from all three agencies are available, the median rating is used. When ratings are available from two of the agencies, the lower rating is used. When one rating is available, that rating is used.

### Distribution by issuer (% of fund)



\*The allocations are subject to circumstances such as timing differences between trade and settlement dates of underlying securities, that may result in negative weightings. The fund may also employ certain derivative instruments for cash management or risk management purposes that may also result in negative weightings. Allocations are subject to change. Cash includes physical cash on the account, cash like instruments (such as ultra-short term treasury bonds) and derivative instruments.

Source: Vanguard

### Glossary for fund characteristics

The fund characteristics section above contains a number of metrics that professional investors use to value individual stocks against a market or index average. These metrics can also be used to value and compare funds to the market by taking the average of all the stocks held in the fund and comparing them to those of the fund’s benchmark index. We’ve provided a definition of the terms used for your convenience.

**Yield to worst** applies when the portfolio is invested into callable bonds. When it is not the case Yield to worst=Yield to maturity.

**Average coupon** is the average interest rate paid on the fixed income securities held by a fund. It is expressed as a percentage of face value.

**Average maturity** is the average length of time until fixed income securities held by a fund reach maturity and are repaid, taking into consideration the possibility that the issuer may call the bond before its maturity date. The figure reflects the proportion of fund assets represented by each security; it also reflects any futures contracts held. In general, the longer the average effective maturity, the more a fund’s share price will fluctuate in response to changes in market interest rates.

**Average quality** is an indicator of credit risk. This figure is the average of the ratings assigned to a fund’s fixed income holdings by credit-rating agencies. The agencies make their judgment after appraising an issuer’s ability to meet its obligations. Quality is graded on a scale, with Aaa or AAA indicating the most creditworthy bond issuers.

**Average duration** is an estimate of how much the value of the bonds held by a fund will fluctuate in response to a change in interest rates. To see how the value could change, multiply the average duration by the change in rates. If interest rates rise by 1 percentage point, the value of the bonds in a fund with an average duration of five years would decline by about 5%. If rates decrease by a percentage point, the value would rise by 5%.

**Distribution yield** reflects the amounts that may be expected to be distributed over the next twelve months as a percentage of mid-market unit price as at the date shown. It is based on a snapshot of the portfolio on that day. It does not include preliminary charge and investors may be subject to tax on distributions.

# Vanguard Emerging Markets Bond Fund

## Investor GBP Hedged Acc

### Investment risk information

The value of investments, and the income from them, may fall or rise and investors may get back less than they invested.

Some funds invest in emerging markets which can be more volatile than more established markets. As a result the value of your investment may rise or fall.

Funds investing in fixed interest securities carry the risk of default on repayment and erosion of the capital value of your investment and the level of income may fluctuate.

Movements in interest rates are likely to affect the capital value of fixed interest securities. Corporate bonds may provide higher yields but as such may carry greater credit risk increasing the risk of default on repayment and erosion of the capital value of your investment. The level of income may fluctuate and movements in interest rates are likely to affect the capital value of bonds.

The Fund may use derivatives, including for investment purposes, in order to reduce risk or cost and/or generate extra income or growth. For all other funds they will be used to reduce risk or cost and/or generate extra income or growth. The use of derivatives could increase or reduce exposure to underlying assets and result in greater fluctuations of the Fund's net asset value. A derivative is a financial contract whose value is based on the value of a financial asset (such as a share, bond, or currency) or a market index.

Some funds invest in securities which are denominated in different currencies. Movements in currency exchange rates can affect the return of investments.

For further information on risks please see the "Risk Factors" section of the prospectus on our website at <https://global.vanguard.com>.

### For more information:

**For individual investors:** contact your financial adviser or broker dealer for more information.

**For professional investors:**

Web: <http://global.vanguard.com>

Transfer Agent (Europe): Tel. +353 1 241 7144

Client Services (Europe): Tel. +44 (0)203 753 4305

Email: [european\\_client\\_services@vanguard.co.uk](mailto:european_client_services@vanguard.co.uk)

### Important information

**This document is directed at professional investors and should not be distributed to, or relied upon by retail investors.**

For further information on the fund's investment policies and risks, please refer to the prospectus of the UCITS and to the KID before making any final investment decisions.

The KID for this fund is available in local languages, alongside the prospectus via Vanguard's website <https://global.vanguard.com/>.

The information contained in this document is not to be regarded as an offer to buy or sell or the solicitation of any offer to buy or sell securities in any jurisdiction where such an offer or solicitation is against the law, or to anyone to whom it is unlawful to make such an offer or solicitation, or if the person making the offer or solicitation is not qualified to do so. The information in this document is general in nature and does not constitute legal, tax, or investment advice. Potential investors are urged to consult their professional advisers on the implications of making an investment in, holding or disposing of shares of, and the receipt of distribution from any investment.

Vanguard Investment Series plc has been authorised by the Central Bank of Ireland as a UCITS and has been registered for public distribution in certain EEA countries and the UK. Prospective investors are referred to the Funds' prospectus for further information. Prospective investors are also urged to consult their own professional advisers on the implications of making an investment in, and holding or disposing shares of the Funds and the receipt of distributions with respect to such shares under the law of the countries in which they are liable to taxation.

The Manager of Vanguard Investment Series plc is Vanguard Group (Ireland) Limited. Vanguard Asset Management, Limited is a distributor of Vanguard Investment Series plc.

The Manager of the Ireland-domiciled funds may determine to terminate any arrangements made for marketing the shares in one or more jurisdictions in accordance with the UCITS Directive, as may be amended from time to time.

For investors in Ireland-domiciled funds, a summary of investor rights can be obtained via

<https://www.ie.vanguard/content/dam/intl/europe/documents/en/vanguard-investors-rights-summary-irish-funds-jan22.pdf> and is available in English, German, French, Spanish, Dutch and Italian.

Information has been obtained from sources believed to be reliable but J.P. Morgan does not warrant its completeness or accuracy. The Index referenced herein is used with permission. The Index may not be copied, used, or distributed without J.P. Morgan's prior written approval. Copyright 2016, J.P. Morgan Chase & Co. All rights reserved.

SEDOL and SEDOL Masterfile® are registered trademarks of the London Stock Exchange Group PLC.

*SEDOL Data has been provided from the London Stock Exchange's SEDOL Masterfile®.*