

This factsheet is as at 28 March 2024 unless otherwise specified.

Xtrackers S&P 500 Inverse Daily Swap UCITS ETF 1C

a sub fund of Xtrackers

At a Glance

- Inverse Exposure to US Equities
- Short exposure to the top 500 US blue chip stocks

Reference Index key features

The S&P 500 Inverse Daily Index Gross Total Return aims to reflect the performance of the following market:

- Short exposure to the 500 Largest companies listed in the USA
- Covers approximately 80% of free-float market capitalisation
- Weighted by free-float adjusted market capitalisation
- Reviewed on a quarterly basis

Additional information on the index, selection and weighting methodology is available at www.us.spindices.com

Fund information	
ISIN	LU0322251520
Share class currency	USD
Fund Currency	USD
Fund launch date	15 January 2008
Domicile	Luxembourg
Portfolio Methodology	Substitute Basket + Swap
Sub-Portfolio Manager	DWS Investments UK Ltd
Investment Manager	DWS Investments UK Ltd
Custodian	State Street Bank International GmbH, Luxembourg Branch
All-in fee ¹	0.50% p.a.
Income treatment	Capitalising
Active swap counterparties	Société Générale
NAV per Share	USD 7.08
Total Fund Assets	USD 121.80 Million
Total Shares Outstanding	17.21 Million
Reporting Fund	Yes

¹ Please see additional information / Glossary.

Key Risks

- **The value of your investment may go down as well as up and past performance does not predict future returns. Investor capital may be at risk up to a total loss.**
- The value of an investment in shares will depend on a number of factors including, but not limited to, market and economic conditions, sector, geographical region and political events.
- The Fund is exposed to market movements in a single country or region which may be adversely affected by political or economic developments, government action or natural events that do not affect a fund investing in broader markets.
- The Fund will enter into a derivative with a counterparty. If the counterparty fails to make payments (for example, it becomes insolvent) this may result in your investment suffering a loss.
- The Index is constructed to track the performance of a negative (known as a short) position on the Underlying Index, meaning that the level of the Index should rise when the Underlying Index falls and fall when the Underlying Index rises. The Index is designed to do this on a daily basis only which should not be equated with seeking a short position for periods longer than a day. The performance of the Fund over periods longer than one day may not be inversely proportional or symmetrical with the returns of the Underlying Index.

Listing and trading information			
Exchange	Bloomberg Ticker	Reuters RIC	Trading Currency
London Stock Exchange	XSPD LN	XSPD.L	USD
London Stock Exchange	XSPS LN	XSPS.L	GBP
Xetra	DXS3 GY	XSPS.DE	EUR
Stuttgart Stock Exchange	DXS3 GS	DXS3.SG	EUR
Italian Stock Exchange	XSPS IM	XSPS.MI	EUR
BX Berne eXchange	XSPD BW	XSPD.BN	USD

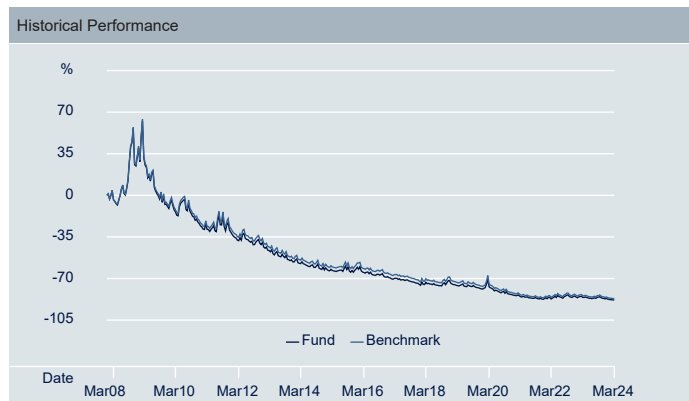
Cumulative performance figures						
	1 Month	3 Months	6 Months	1 Year	3 Years	Annualised Volatility
Share Class	-2.35%	-7.32%	-15.07%	-15.51%	-22.07%	20.68%
Index	-2.39%	-7.37%	-15.12%	-15.55%	-22.34%	20.41%
Tracking Difference	0.03%	0.05%	0.05%	0.04%	0.27%	-
Tracking Error	0.06%	0.05%	0.04%	0.04%	0.04%	-

Calendar year performance figures						
	2019	2020	2021	2022	2023	YTD
Share Class	-22.25%	-24.28%	-23.36%	19.30%	-13.82%	-7.32%
Index	-22.47%	-24.45%	-23.52%	19.15%	-13.83%	-7.37%
Tracking Difference	0.22%	0.17%	0.17%	0.15%	0.00%	0.05%
Tracking Error	0.04%	0.04%	0.04%	0.04%	0.03%	0.05%

Rolling performance figures											
	3/14 - 3/15	3/15 - 3/16	3/16 - 3/17	3/17 - 3/18	3/18 - 3/19	3/19 - 3/20	3/20 - 3/21	3/21 - 3/22	3/22 - 3/23	3/23 - 3/24	Since launch
Share Class	-13.28%	-5.04%	-15.66%	-11.74%	-6.74%	2.30%	-38.67%	-15.14%	8.70%	-15.51%	-12.06%
Index	-12.38%	-4.02%	-14.65%	-11.25%	-7.05%	2.01%	-38.81%	-15.31%	8.58%	-15.55%	-11.54%
Tracking Difference	-0.90%	-1.02%	-1.01%	-0.49%	0.31%	0.29%	0.13%	0.17%	0.12%	0.04%	-0.08%
Tracking Error	0.04%	0.04%	0.04%	0.04%	0.04%	0.04%	0.04%	0.04%	0.04%	0.04%	2.99%

Past performance does not predict future returns.

THINK ETF. THINK X.



Source: DWS, Index Provider

This factsheet is as at 28 March 2024 unless otherwise specified.

Top 10 index constituents		
Issuer	ISIN	Weight
APPLE ORD	US0378331005	7.05%
MICROSOFT-T ORD	US5949181045	6.95%
AMAZON.COM INC ORD	US0231351067	3.47%
NVIDIA ORD	US67066G1040	3.05%
ALPHABET INC-CL A ORD	US02079K3059	2.07%
META PLATFORMS ORD A	US30303M1027	1.98%
ALPHABET INC-CL C ORD	US02079K1079	1.75%
TESLA ORD	US88160R1014	1.74%
BERKSHIRE HATHWAY CL B ORD	US0846707026	1.62%
BROADCOM LIMITED ORD	US11135F1012	1.23%

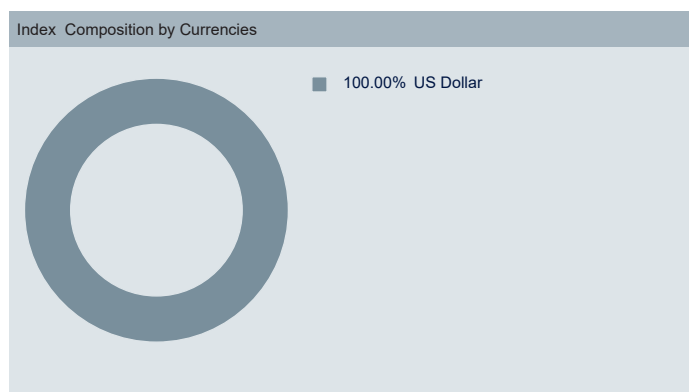
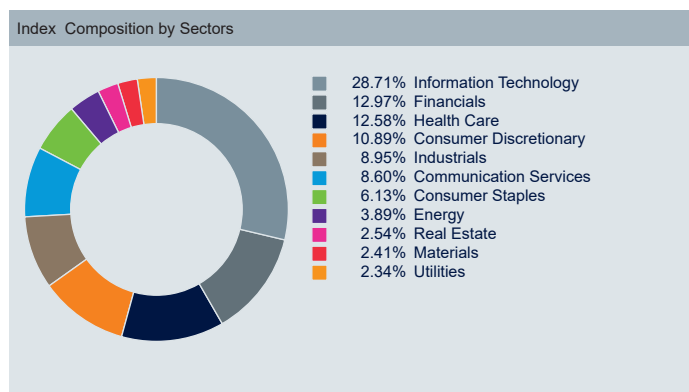
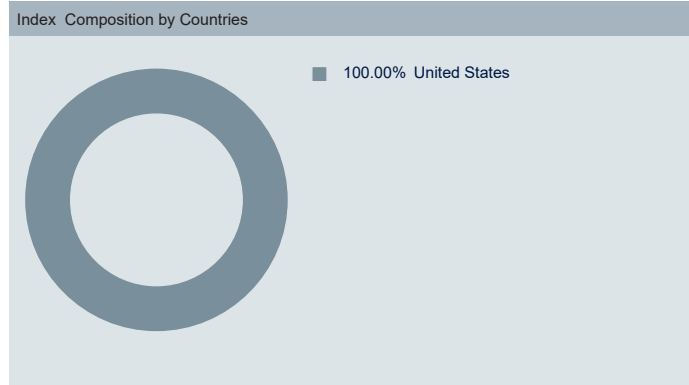
Index information	
Index Name	S&P 500 Inverse Daily Index Gross Total Return
Index Provider	S&P Dow Jones Indices LLC
Bloomberg Symbol	SPXTS
Index Type	Total Return Gross
Index Base Currency	USD
Number of Index constituents	503
Dividend Yield	1.31%
Index PE Ratio (Trailing)	25.87
Index PE Ratio (Forward)	21.78

Source: Index Provider

S&P 500 Inverse Daily Index Gross Total Return

Source: Index provider as at 29 December 2023

Figures may not always add up to 100.00% due to rounding



Further information on Xtrackers

DWS Investments UK Limited
21 Moorfields
London EC2Y 9DB
United Kingdom

Hotline: +44 (0)20 7547 1747
Website: www.Xtrackers.com
E-Mail: Xtrackers@dws.com

Additional Information

A Glossary of Terms is available at Xtrackers.com.

ETF performance is shown on NAV basis, net of fees and index replication costs. Index performance is calculated on a total return basis. Volatility is calculated since launch of the share class.

Disclaimer

This document is intended for information purposes only and does not create any legally binding obligations on the part of DWS Group GmbH & Co. KGaA and/or its affiliates (DWS).

This document has been prepared without consideration of the investment needs, objectives or financial circumstances of any investor. Without limitation, this document does not constitute an offer, an invitation to offer or a recommendation to enter into any transaction.

Before making an investment decision, investors need to consider, with or without the assistance of an investment adviser, whether the investments and strategies described or provided by DWS are appropriate in light of their particular investment needs, objectives and financial circumstances.

Information in this document has been obtained or derived from sources believed to be reliable and current. However, accuracy or completeness of the sources cannot be guaranteed.

This document is not directed to, or intended for distribution to or use by, any person or entity who is a citizen or resident of or located in any locality, state, country or other jurisdiction, including the United States, where such distribution, publication, availability or use would be contrary to law or regulation or which would subject DWS to any registration or licensing requirement within such jurisdiction not currently met within such jurisdiction. Persons into whose possession this document may come are required to inform themselves of, and to observe, such restrictions.

Xtrackers is an undertaking for collective investment in transferable securities (UCITS) in accordance with the applicable laws and regulations and set up as open-ended investment company with variable capital and segregated liability amongst its respective compartments.

Investors must buy and must usually sell shares in Xtrackers UCITS ETFs on a secondary market with the assistance of an intermediary (e.g. a stockbroker) and may incur fees for doing so. In addition, investors may pay more than the current net asset value when buying shares and may receive less than the current net asset value when selling them. Before making any investment decision, investors should refer to the Risk Factors in the Prospectus and Key Investor Information Document.

Tax treatment of the Xtrackers UCITS ETFs depends on the individual circumstances of each investor.

Xtrackers is incorporated in the Grand Duchy of Luxembourg, is registered with the Luxembourg Trade and Companies' Register under number B-119.899 and has its registered office at 49, avenue J.F. Kennedy, L-1855 Luxembourg. DWS Investment S.A. acts as the management company of Xtrackers. The Investment Company may decide to terminate the arrangements made for the marketing of this fund.

Any investment decision in relation to a fund should be based solely on the latest version of the prospectus, the audited annual and, if more recent, un-audited semi-annual reports and the Key Investor Information Document (KIID), all of which are available in English upon request to DWS Investment S.A., 2, Boulevard Konrad Adenauer, L-1115 Luxembourg or on www.Xtrackers.com. A summary of investor rights is available at www.etf.dws.com under "About Us – How to Complain?".

PAST PERFORMANCE DOES NOT PREDICT FUTURE RETURNS.

© DWS Investments UK Limited, 2024. Authorised and regulated by the Financial Conduct Authority.

Index Disclaimer

The Index is a product of S&P Dow Jones Indices LLC or its affiliates ("S&P DJI"). Standard & Poor's®, S&P® and Dow Jones® are registered trademarks of S&P DJI and have been licensed for use by the Fund. The Fund is not sponsored, endorsed, sold or promoted by S&P DJI. S&P DJI does not make any representation regarding the advisability of investing in the Fund nor do they have any liability for errors, omissions or interruptions in the Index.

THINK ETF. THINK X.