

WS Resilient MM Balanced Managed Fund X Accumulation

 Platform availability: **ascentric**
 the whole of market wrap

Elevate®


AVIVA

AEGON

STANDARD LIFE

transact
 take control


NOVIA

Investment Objective

To achieve a total return (the combination of income and capital growth), over any five year period, after all costs and charges have been taken.

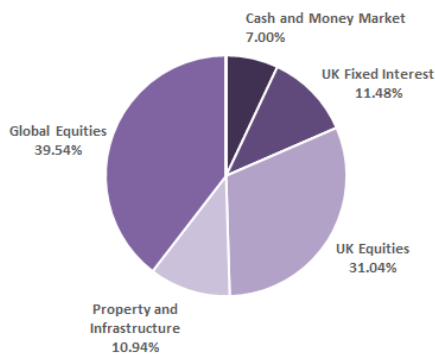
Capital invested is at risk and there is no guarantee the objective will be achieved over any time period.

Comparator Benchmark

IA Mixed Investment 40-85% Shares sector

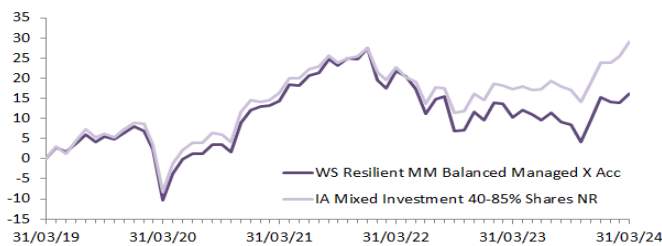
The fund's performance may be compared against the Investment Association Mixed 40-85% Shares sector. Many funds sold in the UK are grouped into sectors by the Investment Association (the trade body that represents UK investment managers). The comparator benchmark has been selected as we consider it assists investors in evaluating the fund's performance against the performance of other funds invested in similar assets.

Asset Allocation



Cumulative Fund Performance

Source: Lipper for Investment Management
 Percentage Growth Total Return, Tax UK Net, in GBP



5 Years from 31.03.19 to 31.03.24

All performance data is sourced from Lipper for Investment Management

Technical Information as at 31st March 2024

Fund Size	£30.99m	ISA Status	Qualifying
Historic Yield	2.36%*	Number of Holdings	28
Launch Date	11 Aug 2008	Regular Savings	£100 per month
Ex Dividend Dates	30 Nov, 31 May	Link Dealing Line	0345 922 0044
Distribution Dates	31 Jan, 31 Jul		
Pricing Basis	Forward to 8.30 am**		

*The Historic Yield reflects distributions declared over the past twelve months as a percentage of the mid-market unit price, as at the date shown. It does not include any preliminary charge and investors may be subject to tax on their distributions.

Charges	OCF (09.02.24)	Initial Charge	Annual Charge
Class 'X' Shares	1.46%	Nil	0.65%

The ongoing charges figure is based on expenses as at 31 May 2023. This figure may vary from year to year. The ongoing charges are taken from the income of the fund. They exclude portfolio transaction costs, except in the case of an entry/exit charge paid by the fund when buying or selling units in another collective investment undertaking.

A copy of the latest Prospectus and the KIID are available from Waystone Management (UK) Limited, the Fund's Authorised Corporate Director. The fund is authorised in the United Kingdom by the Financial Conduct Authority. Waystone Management (UK) Limited is authorised in the United Kingdom and regulated by the Financial Conduct Authority.

Top 10 Holdings as at 31.03.2024

Top 10 Holdings	%
SPDR FTSE UK All Share	6.20
Ninety One UK Equity Income	4.85
Liontrust Special Situations	4.83
Jupiter Japan Income	4.69
Allianz UK Opportunities	4.62
L&G Battery Value Chain	4.49
Stewart Investors Asia Pacific Leaders	4.30
Schroder Strategic Credit	4.15
L&G Cyber Security ETF	4.10
Sanlam Global Artificial Intelligence	4.08

Risk and reward profile

Source: Key Investor Information Document as at 09/02/2024



This indicator shows how much a fund has risen and fallen in the past, and therefore how much a fund's returns have varied. It is a measure of a fund's volatility. The higher a fund's past volatility the higher the number on the scale and the greater the risk that investors in that fund may have made losses as well as gains.

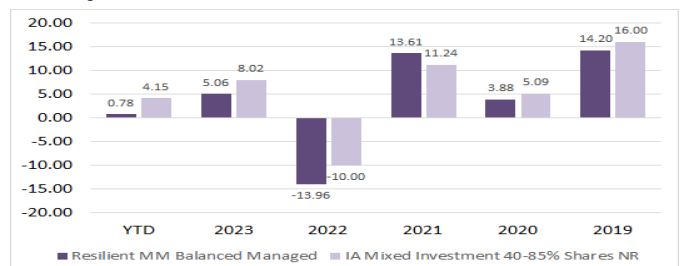
The fund has been classed as 5 because its volatility has been measured as above average.

This indicator is based on historical data and may not be a reliable indication of the future risk profile of this fund

The risk and reward profile shown is not guaranteed to remain the same and may shift over time. The lowest number on the scale does not mean that a fund is risk free.

Discrete Fund Performance in Calendar Years

Source: Lipper for Investment Management
 Percentage Growth Total Return, Tax UK Net, in GBP



Fund Performance

Time period ending 31.03.24

	3 month	6 months	1 year	3 years	5 Years
WS Resilient MM Balanced Managed X Acc (%)	0.78	6.95	5.14	1.52	16.04
IA Mixed Investment 40-85% Shares (%)	4.15	10.12	10.06	10.78	28.93
Quartile	4	4	4	4	4

Source: Lipper for Investment Management

Please note that WS Resilient MM Balanced Managed Fund is priced up to 24 hours after the valuations of their underlying holdings. Therefore, performance against the relevant sector can be affected positively or negatively depending on market movements.

The LF Resilient MM Balanced Managed Fund has changed name to the WS Resilient MM Balanced Managed Fund as at 02.10.23. This is following the change of ACD from Link Fund Solutions Limited (LF) to Waystone Management Limited (WS).

This document is for the information of clients of GHC Capital Markets Ltd and is not intended as an offer or solicitation to buy or sell securities. The information given is believed to be correct but cannot be guaranteed and opinions constitute our judgement, which is subject to change. Certain investments carry a higher degree of risk than others, are less marketable and therefore may not be suitable for all clients who should always consult their investment adviser before dealing. The value of stocks, shares and units and the income from them may fall as well as rise and this also applies to interest rates and the Sterling value of overseas investments. Past performance is not necessarily a guide to future returns and investors may not get back the amount they invested. Any anticipated tax benefits depend upon an individual's circumstances and are subject to changes in legislation and regulation, which cannot be foreseen. Directors, employees and other clients of GHC Capital Markets Ltd may have an interest in securities mentioned by the firm but all officers operate a policy of independence which requires them to disregard any such interest when making recommendations. Note that telephone calls may be recorded. COPYRIGHT: © GHC Capital Markets Ltd, 2024. All rights reserved. No part of this publication may be reproduced, transmitted, transcribed, stored in a retrieval system, or translated into any language in any form by any means without the written permission of GHC Capital Markets Ltd.

A Member of The London Stock Exchange · Authorised and regulated by The Financial Conduct Authority ·
 GHC Capital Markets Ltd · Registered office: Norwich House, 22-30 Horsefair Street, Leicester LE1 5BD · Registered in England and Wales number 3113332 · VAT registration number 844 2761 20

Dealing Details

Waystone Management (UK) Limited
 PO Box 389,
 Darlington, DL1 9UF
 Dealing Line: 0345 922 0044
 Website: www.waystone.com

GHC Capital Markets Ltd: 0116 204 5500