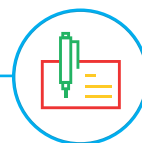


# Legal & General Active Global High Yield Bond Fund



Unit Trust (UK UCITS compliant) R-Class GBP


Base currency: GBP

Domicile: UK

## FUND AIM

The objective of the Fund is to provide income and growth above those of the ICE BofA BB-B Global High Yield Non-Financial 2% Constrained Total Return Index (Hedged to GBP), the "Benchmark Index". The Fund aims to outperform the Benchmark over rolling three year periods after the deduction of all fees and expenses.

## RISK AND REWARD PROFILE



The synthetic risk and reward indicator (SRRI) is based on the historic volatility of the fund's value and it may change in the future.

The fund is in category 5 because it invests in company or government bonds which are sensitive to changes in interest rates, inflation and credit. This can be driven by political and economic changes and other significant events and may cause the value to fluctuate.

For more information, please refer to the Key Risks section on page 3.

## WHO IS THIS FUND FOR?

- This fund is designed for investors looking for a high income or growth from an investment in bonds, normally sub-investment grade bonds.
- Although investors can take their money out at any time, this fund may not be appropriate for those who plan to withdraw their money within five years.
- This fund is not designed for investors who cannot afford more than a minimal loss of their investment.
- If you do not understand this document we recommend you seek additional information to help you decide if this fund is right for you.

## FUND FACTS

Fund size	Fund launch date
£860.4m	1 Nov 2000
Annualised yield	Modified duration
6.0%	3.67 years

## COSTS

Initial charge	Ongoing charge
0%	1.15%
Price basis	Dilution adjustment
Single swing	1.01%- round trip

## BENCHMARKS

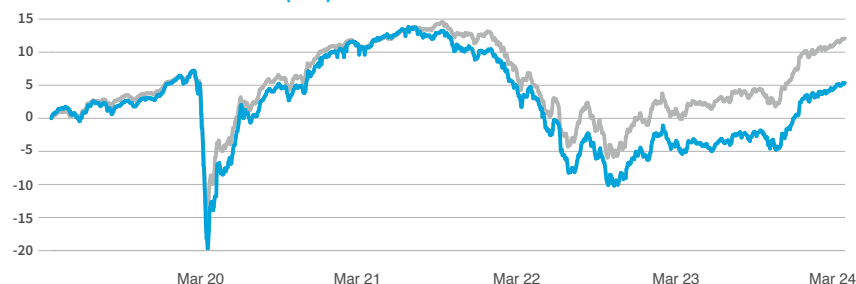
Benchmark

ICE BofA BB-B Global High Yield Non-Financial 2% Constrained Total Return Index (Hedged to GBP)

Comparator benchmark

IA Sector: Sterling High Yield

## PERFORMANCE (%)



	1 month	3 months	1 year	3 years	5 years
Fund	1.08	1.91	10.31	-4.75	6.53
Benchmark	1.08	1.76	9.93	0.93	12.02
Comparator	0.87	1.94	10.88	4.02	16.25
Quartile ranking	2	2	3	4	4

## 12 MONTH PERFORMANCE TO MOST RECENT QUARTER (%)

12 months to 31 March	2024	2023	2022	2021	2020
Fund	10.31	-8.48	-5.66	28.55	-12.99
Benchmark	9.93	-4.44	-3.92	21.45	-8.64
Comparator	10.88	-5.18	-1.06	24.58	-10.29
Quartile ranking	3	4	4	1	4

Performance for the R Inc unit class in GBP, launched on 01 November 2000. Source: Lipper. Performance assumes all fund charges have been taken and that all income generated by the investments, after deduction of tax, remains in the fund.

**Past performance is not a guide to the future.**

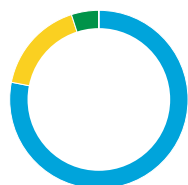
## FUND SNAPSHOT

- **What does it invest in?** Invests in sub-investment grade (or high yield) bonds issued by companies around the world.
- **How does it invest?** Actively managed, with the ability to invest at least 70% in bonds with a sub-investment grade (higher risk) credit rating. May also invest in bonds with an investment grade (lower risk) credit rating, and securities with bond-like features.



## PORTFOLIO BREAKDOWN

All data source LGIM unless otherwise stated. Totals may not sum due to rounding. As at 29 December 2022 LGIM has changed strategic data sourcing for LGIM Client Reporting and Factsheets for Active Fixed Income portfolios. This impacts the methodology used to calculate the management information provided in the documentation and may change the observed results. For the avoidance of doubt, these changes have not impacted the investment management of any funds/portfolios.



### CURRENCY (%)

■ USD	78.1
■ EUR	16.9
■ GBP	5.0
■ Other	0.0

This is the currency breakdown before allowing for any hedging the fund may use. We aim to hedge the portfolio 100% back to the base currency.



### YEARS TO MATURITY (%)

■ 0 - 5 Years	90.0
■ 5 - 10 Years	6.0
■ 10 - 15 Years	0.3
■ 15 - 20 Years	0.6
■ 20 - 25 Years	1.3
■ 25 - 30 Years	0.7
■ 30+ Years	0.8
■ Other	0.3

Based on final maturity, however many high yield bonds have a callable feature and so could be redeemed at an earlier date.



■ Top 10 issuers 11.0%  
■ Rest of portfolio 89.0%  
No. of issuers 467

### TOP 10 ISSUERS (%)

Petroleos Mexicanos	2.2
ARD Holdings	1.2
Venture Global LNG	1.1
INEOS	1.1
Carnival	0.9
Community Health Systems	0.9
FJ International Invest	0.9
Tenet Healthcare	0.9
Brookfield	0.9
G Holdings	0.8

### CREDIT RATING (%)

BBB	1.7	■
BB	45.3	■
B	44.0	■
CCC	5.1	■
NR	0.9	■
Cash	-0.1	■
Split rated	3.0	■

Ratings based on the ICE BofAML rating methodology.

### REGION (%)

North America	63.9
Western Europe	18.2
Latin America	9.1
Asia / Pacific- EM	4.2
MEA	2.6
Russia / CIS	1.1
Eastern Europe	1.0
Cash	-0.1

### SECTOR (%)

Energy / E&P	18.0
Homebuilders / materials	8.3
Healthcare	6.2
Telecommunications	5.2
Media	4.8
Gaming	4.5
Food / Drink	3.4
Manufacturing	3.3
Automotive / parts	2.8
Other	43.5

## LGIM GLOBAL FIXED INCOME

Legal and General investment Management (LGIM) is one of Europe's largest asset managers and a major global investor, with assets under management of \$1,475.7/€1,337.8/£1,159.2\* \*\*.

**Scale and experience**- Our Global Fixed Income team is responsible for over \$213/€193/£167 billion\*\*\* of actively managed assets with circa 200 investment professionals with an average of 18 years' industry experience bringing together a blend of expertise to the management of regional and global portfolios. Our heritage as an asset manager founded by an insurance company is the foundation for our stable, long-term, and risk-measured management style. We have over 50 years' experience as a high conviction active Fixed Income manager, offering our clients the expertise and stability of a long-established investment manager and a wide range of fixed-income solutions benefiting from LGIM's broader ESG integration and active engagement.

**Unified and collaborative process**-We believe that collaborative, cross-asset teams of experts can deliver better outcomes for investors by focusing on alpha generation and sustainability. The Global Research and Engagement Groups (GREG) are at the centre of our collaborative macro top-down/fundamental bottom-up process. At LGIM we believe our integrated approach is fundamental in successfully managing portfolios and delivering risk-adjusted performance across our range of active funds for our clients.

\*JPY: ¥208,149.4 billion; CHF: CHF1,242.7; CAD: \$1,955.6; SEK: kr14,892.7\*\*

\*\*Source: LGIM data as of 31 December 2023. The AUM aggregates the assets managed by LGIM in the UK, LGIMA in the US and LGIM in Asia. The AUM includes the value of securities and derivatives positions.

\*\*\*Source: LGIM data as of 31 December 2023



### MARTIN REEVES

Martin Reeves is Head of Global High Yield. Prior to joining LGIM in 2011, Martin ran Credit Research at AllianceBernstein where he had worked since 1998. Prior to Alliance Bernstein Martin was Head of US High Yield Research at UBK Asset Management and a Chartered Accountant with Ernst & Young. Martin holds an MA in Economics from Cambridge University, St Catharine's College.

## KEY RISKS

- The value of an investment and any income taken from it is not guaranteed and can go down as well as up; you may not get back the amount you originally invested.
- This fund holds bonds that are traded through agents, brokers or investment banks matching buyers and sellers. This makes the bonds less easy to buy and sell than investments traded on an exchange. In exceptional circumstances the fund may not be able to sell bonds and may defer withdrawals, or suspend dealing. The Directors can only delay paying out if it is in the interests of all investors and with the permission of the fund depository.
- The fund invests directly or indirectly in bonds which are issued by companies or governments. If these companies or governments experience financial difficulty, they may be unable to pay back some or all of the interest, original investment or other payments that they owe. If this happens, the value of the fund may fall.
- The fund could lose money if any institution providing services such as acting as counterparty to derivatives or other instruments, becomes unwilling or unable to meet its obligations to the fund.
- Derivatives are highly sensitive to changes in the value of the asset on which they are based and can increase the size of losses and gains.
- The fund may have underlying investments that are valued in currencies that are different from sterling (British pounds). Exchange rate fluctuations will impact the value of your investment. Currency hedging techniques may be applied to reduce this impact but may not entirely eliminate it.
- Investment returns on bonds are sensitive to trends in interest rate movements. Such changes will affect the value of your investment.

For more information, please refer to the key investor information document on our website [↗](#)

## LATEST DISTRIBUTION INFORMATION

For distributing unit classes, the latest payments are shown below. Please note that these payments are not guaranteed, are at the discretion of the manager and may be paid out of capital.

Type	Ex-div date	Pay date	Pence per unit
Interim	06 Feb 24	04 Mar 24	0.21p
Interim	08 Jan 24	04 Feb 24	0.19p
Interim	06 Dec 23	04 Jan 24	0.17p
Interim	06 Nov 23	04 Dec 23	0.18p



## SPOTLIGHT ON LEGAL &amp; GENERAL INVESTMENT MANAGEMENT

We are one of Europe's largest asset managers and a major global investor, with assets under management of £1,159.2 billion (as at 31 December 2023). We work with a wide range of global clients, including pension schemes, sovereign wealth funds, fund distributors and retail investors.

Source: LGIM internal data as at 31 December 2023. The AUM disclosed aggregates the assets managed by LGIM in the UK, LGIMA in the US and LGIM Asia in Hong Kong (2018-2019 only). The AUM includes the value of securities and derivatives positions.

## DEALING INFORMATION


Valuation frequency	Daily, 12pm (UK time)
Dealing frequency	Daily
Settlement period	T+4

## CODES

ISIN	R Acc	GB0001956167
	R Inc	GB0001956050
SEDOL	R Acc	195616
	R Inc	195605
Bloomberg	R Acc	LEGHIIA
	R Inc	LEGHIRI

## TO FIND OUT MORE

 Visit [www.legalandgeneral.com](http://www.legalandgeneral.com)

 Call **0370 050 0955**

 Email [investments@landg.com](mailto:investments@landg.com)

Lines are open Monday to Friday 8.30am to 6.00pm.  
We may record and monitor calls. Call charges will vary.

## Important information

Copyright © 2024 Legal & General. This document is subject to copyright. Any unauthorised use is strictly prohibited. All rights are reserved. Issued by Legal & General (Unit Trust Managers) Limited as management company for this fund. Registered in England and Wales No. 01009418. Registered Office: One Coleman Street, London, EC2R 5AA. Authorised and Regulated by the Financial Conduct Authority No. 119273. We are members of the Investment Association. All features described in this fact sheet are those current at the time of publication and may be changed in the future. Nothing in this fact sheet should be construed as advice and it is therefore not a recommendation to buy or sell investments. If in doubt about the suitability of this product, you should seek professional advice. No investment decisions should be made without first reviewing the key investor information document of the Fund ("KIID") which can be obtained from [www.legalandgeneral.com](http://www.legalandgeneral.com). This fact sheet is only directed at investors resident in jurisdictions where this fund is registered for sale. It is not an offer or invitation to persons outside of those jurisdictions. We reserve the right to reject any applications from outside of such jurisdictions.

Source ICE Data Indices, LLC ("ICE DATA"), is used with permission. ICE Data, its affiliates and their respective third party suppliers disclaim any and all warranties and representations, express and/or implied, including any warranties of merchantability or fitness for a particular purpose or use, including the indices, index data and any data included in, related to, or derived therefrom. Neither ICE Data, its affiliates nor their respective third party suppliers shall be subject to any damages or liability with respect to the adequacy, accuracy, timeliness or completeness of the indices or the index data or any component thereof, and the indices and index data and all components thereof are provided on an "as is" basis and your use is at your own risk. ICE data, its affiliates and their respective third party suppliers do not sponsor, endorse, or recommend Legal & General Investment Management (Holdings) Limited or its affiliates, or any of their products or services.