

This factsheet is as at 28 March 2024 unless otherwise specified.

Xtrackers MSCI Taiwan UCITS ETF 1C

a sub fund of Xtrackers

At a Glance

- Direct investment in Taiwanese equities
- Provides diversified exposure to large and mid-cap Taiwanese equities, with 85% market representation

Reference Index key features

The MSCI Taiwan 20-35 Custom Index aims to reflect the performance of the following market:

- Large and mid-cap companies listed in Taiwan
- Covers approximately 85% of free-float market capitalisation
- Weighted by free-float adjusted market capitalization with the largest group entity in the index limited to 35% and the weight of the other entities limited to 20% with a buffer of 10% applied on these limits at each index rebalancing
- Reviewed on a quarterly basis

Additional information on the index, selection and weighting methodology is available at www.msci.com

Fund information	
ISIN	LU0292109187
Share class currency	USD
Fund Currency	USD
Fund launch date	19 June 2007
Domicile	Luxembourg
Portfolio Methodology	Direct Replication
Sub-Portfolio Manager	DWS Investments UK Ltd
Investment Manager	DWS Investment GmbH
Custodian	State Street Bank International GmbH, Luxembourg Branch
All-in fee ¹	0.65% p.a.
Income treatment	Capitalising
NAV per Share	USD 59.57
Total Fund Assets	USD 112.71 Million
Total Shares Outstanding	1.89 Million
Reporting Fund	Yes

¹ Please see additional information / Glossary.

Key Risks

- **The value of your investment may go down as well as up and past performance does not predict future returns. Investor capital may be at risk up to a total loss.**
- The Fund is exposed to less economically developed economies (known as emerging markets) which involve greater risks than well developed economies. Political unrest and economic downturn may be more likely and will affect the value of your investment.
- The value of an investment in shares will depend on a number of factors including, but not limited to, market and economic conditions, sector, geographical region and political events.
- The Fund is exposed to market movements in a single country or region which may be adversely affected by political or economic developments, government action or natural events that do not affect a fund investing in broader markets.

Listing and trading information			
Exchange	Bloomberg Ticker	Reuters RIC	Trading Currency
Xetra	XMTW GY	XMTW.DE	EUR
London Stock Exchange	XMTW LN	XMTW.L	GBP
London Stock Exchange	XMTD LN	XMTD.L	USD
SIX Swiss Exchange	XMTW SW	XMTW.S	CHF
Stuttgart Stock Exchange	XMTW GS	XMTW.SG	EUR
Hong Kong Stock Exchange	3036 HK	3036.HK	HKD

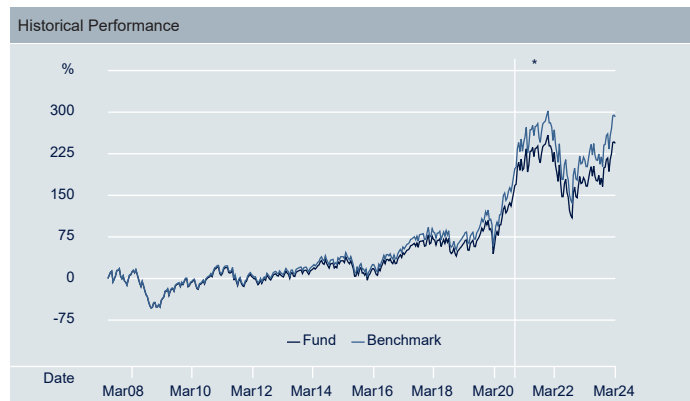
Cumulative performance figures						
	1 Month	3 Months	6 Months	1 Year	3 Years	Annualised Volatility
Share Class	5.77%	8.32%	26.51%	22.85%	12.20%	21.73%
Index	5.83%	8.50%	26.93%	23.71%	14.58%	21.00%
Tracking Difference	-0.06%	-0.18%	-0.42%	-0.86%	-2.38%	-
Tracking Error	0.03%	0.03%	0.03%	0.03%	0.05%	-

Calendar year performance figures						
	2019	2020	2021	2022	2023	YTD
Share Class	35.39%	37.37%	27.24%	-29.55%	28.69%	8.32%
Index	-	-	28.14%	-29.05%	29.58%	8.50%
Tracking Difference	-	-	-0.90%	-0.50%	-0.89%	-0.18%
Tracking Error	-	-	0.07%	0.04%	0.03%	0.03%

Rolling performance figures												
	3/14 - 3/15	3/15 - 3/16	3/16 - 3/17	3/17 - 3/18	3/18 - 3/19	3/19 - 3/20	3/20 - 3/21	3/21 - 3/22	3/22 - 3/23	3/23 - 3/24	Since launch	
Share Class	11.72%	-9.08%	22.18%	18.91%	-5.98%	0.37%	89.59%	6.39%	-14.16%	22.85%	7.64%	
Index	-	-	-	-	-	-	-	7.15%	-13.56%	23.71%	-	
Tracking Difference	-	-	-	-	-	-	-	-0.76%	-0.60%	-0.86%	-	
Tracking Error	-	-	-	-	-	-	-	0.07%	0.04%	0.03%	-	

Past performance does not predict future returns.

THINK ETF. THINK X.



Source: DWS, Index Provider

*Restructuring event(s): 01 December 2020 to date Index: MSCI Taiwan 20-35 Custom Index | Performance shown: ETF NAV (USD) vs index (USD).

19 June 2007 to 01 December 2020 Index: MSCI Total Return Net Taiwan Index | Performance shown: ETF NAV (USD) vs index (USD).

Index performance, Tracking Error and Tracking Difference calculations were reset on 01 December 2020.

This factsheet is as at 28 March 2024 unless otherwise specified.

Top 10 ETF constituents		
Issuer	ISIN	Weight
TAIWAN SEMICONDUCTOR MANUFACTURING	TW0002330008	32.82%
HON HAI PRECISION INDUSTRY LTD	TW0002317005	6.12%
MEDIATEK INC	TW0002454006	5.56%
QUANTA COMPUTER INC	TW0002382009	2.39%
DELTA ELECTRONICS INC	TW0002308004	2.11%
UNITED MICRO ELECTRONICS CORP	TW0002303005	1.85%
CTBC FINANCIAL HOLDING LTD	TW0002891009	1.81%
FUBON FINANCIAL HOLDING LTD	TW0002881000	1.71%
CHUNGHWA TELECOM LTD	TW0002412004	1.50%
ASE TECHNOLOGY HOLDING LTD	TW0003711008	1.50%
ETF Fundamentals		
ETF PE Ratio (Forward)	17.84	
ETF PE Ratio (Trailing)	20.71	
Number of Securities in the Fund	92	

Source: DWS

Index information	
Index Name	MSCI Taiwan 20-35 Custom Index
Index Provider	MSCI INC.
Bloomberg Symbol	NU728263
Index Type	Total Return Net
Index Base Currency	USD
Index Rebalance Frequency	Quarterly

Source: Index Provider

Further information on Xtrackers

DWS Investments UK Limited
21 Moorfields
London EC2Y 9DB
United Kingdom

Hotline: +44 (0)20 7547 1747
Website: www.Xtrackers.com
E-Mail: Xtrackers@dws.com

Additional Information

A Glossary of Terms is available at Xtrackers.com.

ETF performance is shown on NAV basis, net of fees and index replication costs. Index performance is calculated on a total return basis. On restructuring event dates, index values are re-based to match the index level of the previous index. Volatility is calculated since launch of the share class.

Disclaimer

This document is intended for information purposes only and does not create any legally binding obligations on the part of DWS Group GmbH & Co. KGaA and/or its affiliates (DWS).

This document has been prepared without consideration of the investment needs, objectives or financial circumstances of any investor. Without limitation, this document does not constitute an offer, an invitation to offer or a recommendation to enter into any transaction.

Before making an investment decision, investors need to consider, with or without the assistance of an investment adviser, whether the investments and strategies described or provided by DWS are appropriate in light of their particular investment needs, objectives and financial circumstances.

Information in this document has been obtained or derived from sources believed to be reliable and current. However, accuracy or completeness of the sources cannot be guaranteed.

This document is not directed to, or intended for distribution to or use by, any person or entity who is a citizen or resident of or located in any locality, state, country or other jurisdiction, including the United States, where such distribution, publication, availability or use would be contrary to law or regulation or which would subject DWS to any registration or licensing requirement within such jurisdiction not currently met within such jurisdiction. Persons into whose possession this document may come are required to inform themselves of, and to observe, such restrictions.

Xtrackers is an undertaking for collective investment in transferable securities (UCITS) in accordance with the applicable laws and regulations and set up as open-ended investment company with variable capital and segregated liability amongst its respective compartments.

Investors must buy and must usually sell shares in Xtrackers UCITS ETFs on a secondary market with the assistance of an intermediary (e.g. a stockbroker) and may incur fees for doing so. In addition, investors may pay more than the current net asset value when buying shares and may receive less than the current net asset value when selling them. Before making any investment decision, investors should refer to the Risk Factors in the Prospectus and Key Investor Information Document.

Tax treatment of the Xtrackers UCITS ETFs depends on the individual circumstances of each investor.

Xtrackers is incorporated in the Grand Duchy of Luxembourg, is registered with the Luxembourg Trade and Companies' Register under number B-119.899 and has its registered office at 49, avenue J.F. Kennedy, L-1855 Luxembourg. DWS Investment S.A. acts as the management company of Xtrackers. The Investment Company may decide to terminate the arrangements made for the marketing of this fund.

Any investment decision in relation to a fund should be based solely on the latest version of the prospectus, the audited annual and, if more recent, un-audited semi-annual reports and the Key Investor Information Document (KIID), all of which are available in English upon request to DWS Investment S.A., 2, Boulevard Konrad Adenauer, L-1115 Luxembourg or on www.Xtrackers.com. A summary of investor rights is available at www.etf.dws.com under "About Us – How to Complain?".

PAST PERFORMANCE DOES NOT PREDICT FUTURE RETURNS.

© DWS Investments UK Limited, 2024. Authorised and regulated by the Financial Conduct Authority.

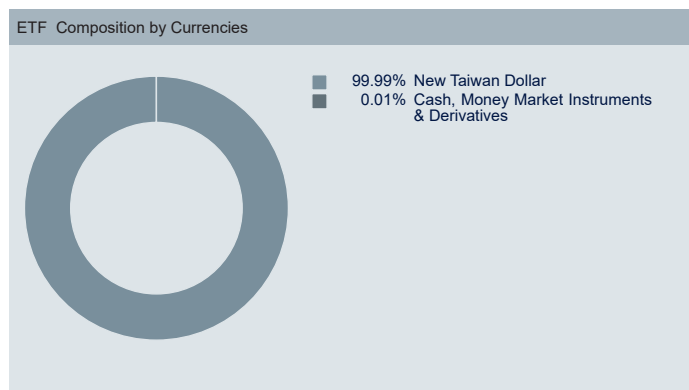
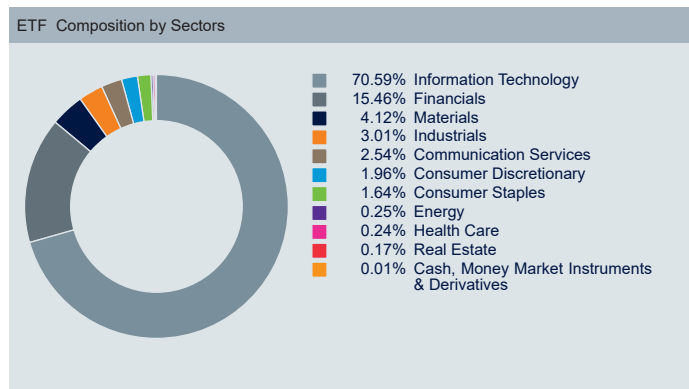
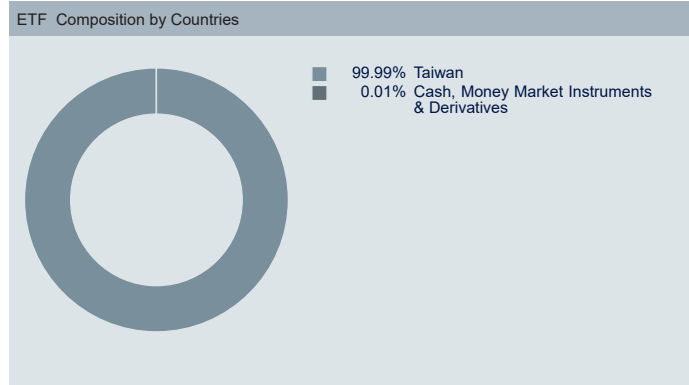
Index Disclaimer

The funds or securities referred to herein are not sponsored, endorsed, or promoted by MSCI, and MSCI bears no liability with respect to any such funds or securities or any index on which such funds or securities are based. The Prospectus of Xtrackers MSCI Taiwan UCITS ETF contains a more detailed description of the limited relationship MSCI has with Xtrackers and any related funds.

MSCI Taiwan UCITS ETF

Source: DWS

Figures may not always add up to 100.00% due to rounding



THINK ETF. THINK X.