

HSBC Index Tracker Investment Funds

American Index Fund

Marketing communication | Monthly report 31 May 2025 | Share class Ret Acc



Investment objective

The Fund aims to track the performance of the S&P 500 Index (the "Index") before the deduction of charges and tax.



Investment strategy

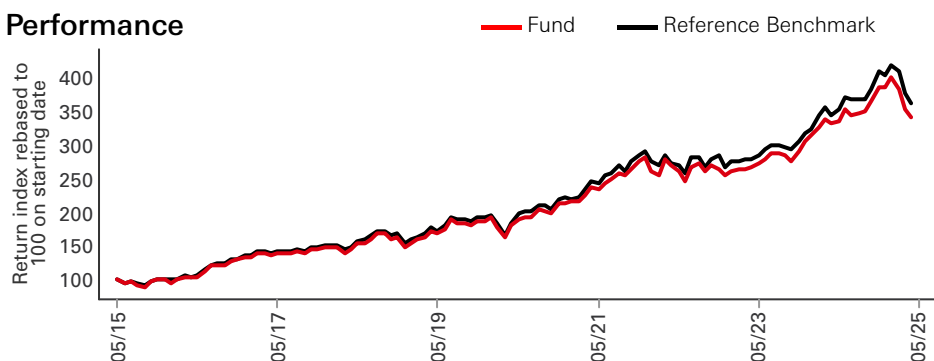
The Fund will invest directly in shares (equities) of all of the companies that make up the Index and in the same or very similar proportions in which they are included in the Index. However, there may be circumstances when it is not possible or practical for the Fund to invest in shares of all the companies of the Index. The Fund's performance is measured against the Index, because the Fund intends to track the performance of the Index. The Index is made up of the 500 largest stock market listed companies in the United States of America, as defined by the Index provider.



Main risks

- The value of investments and any income from them can go down as well as up and investors may not get back the amount originally invested
- Where overseas investments are held the rate of currency exchange may cause the value of such investments to go down as well as up.
- The Fund may be concentrated in a limited number of securities, economic sectors and/or countries and as a result, may be more volatile and have a greater risk of loss than more broadly diversified funds.

Performance



Share class details

Key metrics

NAV per share	GBP 12.42
Performance 1 month	5.48%
Volatility 3 years	12.27%

Fund facts

UCITS V compliant	Yes
UK reporting fund status (UKRS)	No
ISA eligible	Yes
Dividend treatment	Accumulating
Dividend ex-date	16 May 2018
Dealing frequency	Daily
Valuation time	12:00 United Kingdom

Share class base currency	GBP
Domicile	United Kingdom
Inception date	31 October 2000
Fund size	GBP 15,247,936,473
Reference benchmark	100% S&P 500 Index

Fees and expenses

Minimum initial investment ¹	GBP 1,000
Ongoing charge figure ²	0.160%

Codes

ISIN	GB0000470418
Bloomberg ticker	HSBAMRA LN
SEDOL	0047041

¹Please note that initial minimum subscription may vary across different distributors

²Ongoing Charges Figure is based on expenses over a year. The figure includes annual management charge but not the transaction costs. Such figures may vary from time to time.

Past performance does not predict future returns. The figures are calculated in the share class base currency, dividend reinvested, net of fees.

This is a marketing communication. Please refer to the prospectus and to the KID before making any final investment decisions.

For definition of terms, please refer to the Glossary QR code and Prospectus.

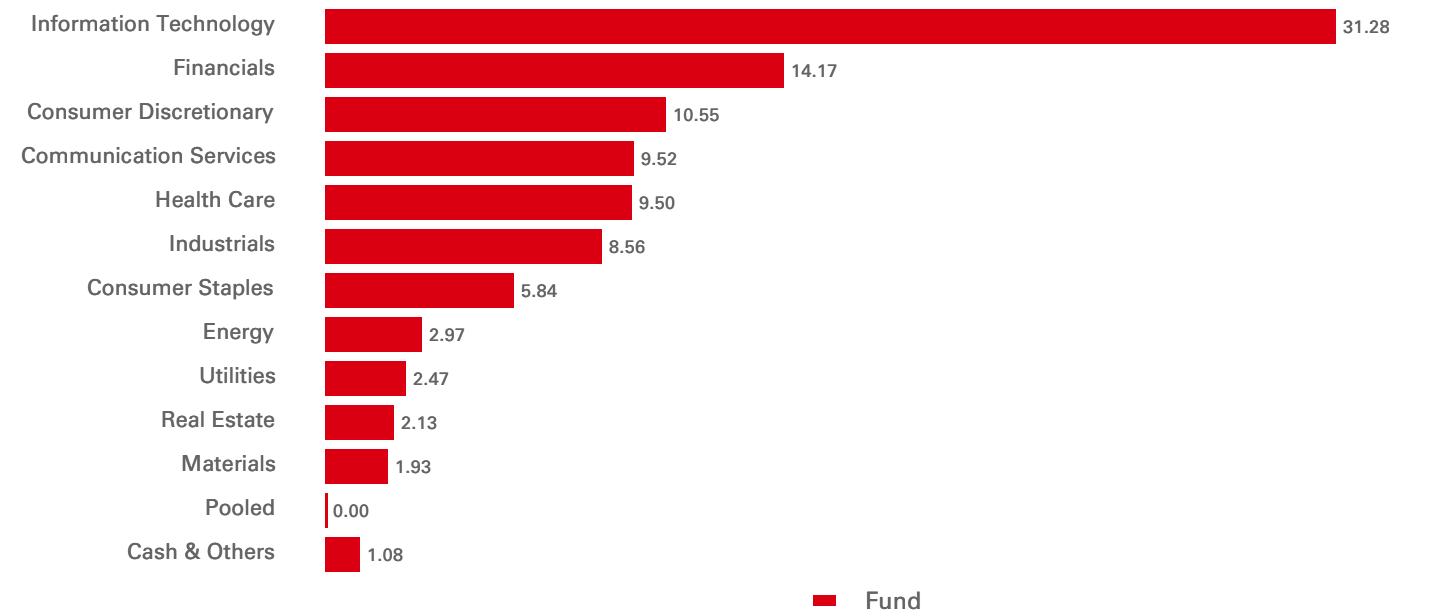
Source: HSBC Asset Management, data as at 31 May 2025

Performance (%)	YTD	1 month	3 months	6 months	1 year	3 years ann	5 years ann	10 years ann
Ret Acc	-6.59	5.48	-5.47	-6.72	7.49	11.26	13.62	13.68
Reference Benchmark	-6.14	5.28	-6.98	-7.02	7.18	11.86	13.95	14.27
Tracking difference	-0.45	0.20	1.51	0.30	0.31	-0.60	-0.33	-0.59
Tracking error	--	--	--	--	3.99	5.63	5.45	--

Rolling performance (%)	31/05/24-31/05/25	31/05/23-31/05/24	31/05/22-31/05/23	31/05/21-31/05/22	31/05/20-31/05/21	31/05/19-31/05/20	31/05/18-31/05/19	31/05/17-31/05/18	31/05/16-31/05/17	31/05/15-31/05/16
Ret Acc	7.49	22.55	4.55	12.26	22.46	12.46	10.18	10.29	33.00	4.70
Reference Benchmark	7.18	24.78	4.66	12.16	22.35	15.04	9.57	10.97	32.44	6.64

Equity characteristics	Fund	Reference Benchmark	Benchmark information
No. of holdings ex cash	505	501	Index name100% S&P 500 Index
Average market cap (GBP Mil)	729,746	729,713	Index currencyGBP
Price/earning ratio	22.65	22.65	

Sector allocation (%)



Top 10 holdings	Sector	Weight (%)
Microsoft Corp	Information Technology	6.75
NVIDIA Corp	Information Technology	6.53
Apple Inc	Information Technology	5.95
Amazon.com Inc	Consumer Discretionary	3.81
Alphabet Inc	Communication Services	3.59
Meta Platforms Inc	Communication Services	2.80
Broadcom Inc	Information Technology	2.24
Tesla Inc	Consumer Discretionary	1.91
Berkshire Hathaway Inc	Financials	1.82
JPMorgan Chase & Co	Financials	1.46

Risk disclosures

- To the extent that the Fund seeks to replicate index performance by holding individual securities, there is no guarantee that its composition or performance will exactly match that of the target index at any given time ("tracking error").
- Derivatives may be used by the Fund, and these can behave unexpectedly. The pricing and volatility of many derivatives may diverge from strictly reflecting the pricing or volatility of their underlying reference(s), instrument or asset.
- Investment Leverage occurs when the economic exposure is greater than the amount invested, such as when derivatives are used. A Fund that employs leverage may experience greater gains and/or losses due to the amplification effect from a movement in the price of the reference source.
- Liquidity is a measure of how easily the Fund's holdings can be quickly converted to cash. The value of the Fund's holdings may be significantly impacted by liquidity risk during adverse market conditions.
- Further information on the potential risks can be found in the Key Information Document (KID) and/or the Prospectus or Offering Memorandum.

Index disclaimer

Standard & Poor's and S&P are registered trademarks of Standard & Poor's Financial Services LLC ("S&P") and Dow Jones is a registered trademark of Dow Jones Trademark Holdings LLC ("Dow Jones") and have been licensed for use by S&P Dow Jones Indices LLC and sublicensed for certain purposes by HSBC Asset Management Limited. This is a product of S&P Dow Jones Indices LLC, and has been licensed for use by HSBC Asset Management Limited. This fund is not sponsored, endorsed, sold or promoted by S&P Dow Jones Indices LLC, Dow Jones, S&P, their respective affiliates and neither S&P Dow Jones Indices LLC, Dow Jones, S&P, their respective affiliates make any representation regarding the advisability of investing in such product(s).

Important information

The material contained herein is for marketing purposes and is for your information only. This document is not contractually binding nor are we required to provide this to you by any legislative provision. It does not constitute legal, tax or investment advice or a recommendation to any reader of this material to buy or sell investments. You must not, therefore, rely on the content of this document when making any investment decisions.

This material is not intended for distribution to or use by any person or entity in any jurisdiction or country where such distribution or use would be contrary to law or regulation. This material is not and should not be construed as an offer to sell or the solicitation of an offer to purchase or subscribe to any investment.

Any views expressed were held at the time of preparation and are subject to change without notice. While any forecast, projection or target where provided is indicative only and not guaranteed in any way. HSBC Global Asset Management (UK) Limited accepts no liability for any failure to meet such forecast, projection or target.

This fund is a sub-fund of HSBC Index Tracker Investment Funds, an Open Ended Investment Company that is authorised in the UK by the Financial Conduct Authority. From 29 July 2024, the Authorised Corporate Director is HSBC Asset Management (Fund Services UK) Limited and the Investment Manager is HSBC Global Asset Management (UK) Limited. All applications are made on the basis of the HSBC Index Tracker Investment Funds prospectus, Key Investor Information Document (KID), Supplementary Information Document (SID) and most recent annual and semi annual report, which can be obtained upon request free of charge from HSBC Global Asset Management (UK) Limited, 8, Canada Square, Canary Wharf, London, E14 5HQ, UK, or the local distributors. Investors and potential investors should read and note the risk warnings in the prospectus and relevant KID and additionally, in the case of retail clients, the information contained in the supporting SID.

To help improve our service and in the interests of security we may record and/or monitor your communication with us. HSBC Global Asset Management (UK) Limited provides information to Institutions, Professional Advisers and their clients on the investment products and services of the HSBC Group.

Approved for issue in the UK by HSBC Global Asset Management (UK) Limited, who are authorised and regulated by the Financial Conduct Authority.


www.assetmanagement.hsbc.co.uk

Copyright © HSBC Global Asset Management (UK) Limited 2025. All rights reserved.

Further Information can be found in the prospectus and in our Key Investor Information Documents published in our Fund Centre at www.assetmanagement.hsbc.co.uk

Source: HSBC Asset Management, data as at 31 May 2025

Follow us on:



For more information please contact us at E-mail:

Wholesale.clientservices@hsbc.com.

www.assetmanagement.hsbc.com/uk

To help improve our service and in the interests of security we may record and/or monitor your communication with us.

Glossary



www.assetmanagement.hsbc.co.uk/en/api/v1/download/document/gb00b80qg615/gb/en/glossary