

TB CHAWTON GLOBAL EQUITY INCOME FUND

JUNE 2022 FACTSHEET



All data as at 30 June 2022

Investment Objective

The Fund aims to provide a growing income stream and to grow capital over the long term (5 years or more). Each part of this objective will have equal weighting.

Investment Philosophy

The fund will be at least 80% invested in global equities. The Investment Manager will invest in a select (typically 20-50 holdings) portfolio of companies that exhibit high and sustainable returns on capital allowing the companies to both reinvest in the business for growth and provide a meaningful and growing dividend stream to be paid over time. In order to maximise the opportunity of identifying such companies, the Fund will invest in listed equities globally. The Manager believes that in order to sustain high returns over the long term, companies must adhere to responsible and sustainable investment principles.

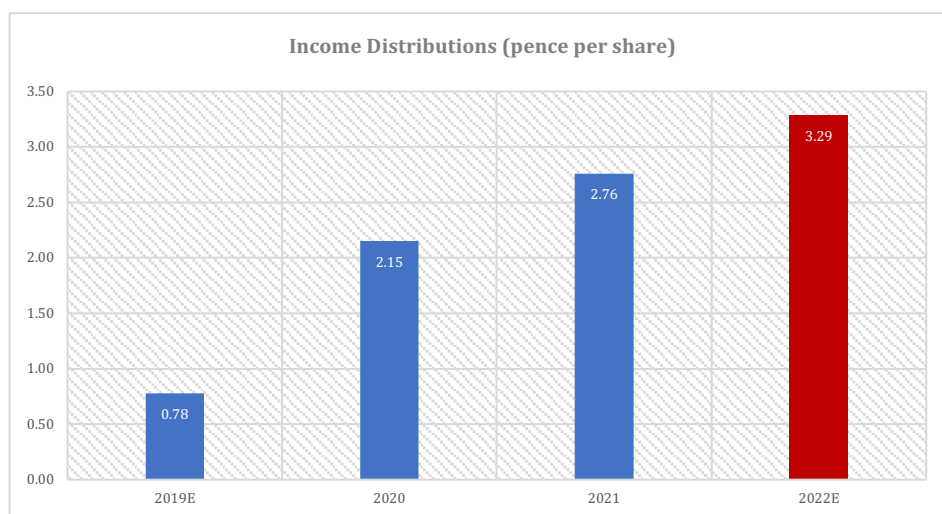
Performance

Discrete years	2019	2020	2021	2022
TB Chawton Global Equity Income Fund B Acc GBP	9.3%	14.2%	18.2%	-15.4%
MSCI World TR	8.6%	12.3%	22.9%	-11.3%
IA Global Equity Income	7.0%	3.2%	18.7%	-6.4%
Quartile	1	1	3	4

Cumulative performance	3 Months	6 Months	1 year	3 year	Since Launch*
TB Chawton Global Equity Income Fund B Acc GBP	-7.4%	-15.4%	-8.2%	20.3%	24.8%
MSCI World TR	-9.1%	-11.3%	-2.6%	28.4%	32.9%
IA Global Equity Income	-5.4%	-6.4%	1.0%	19.2%	22.7%
Quartile	4	4	4	2	2

Source: FE fundinfo as at 30 June 2022. Total return in GBP. Past performance is not a reliable indicator of future results. The value of your investments and the income derived from it can go down as well as up and you may not get back the money you invested. * Fund launch 21 May 2019

Income distributions



Source: Chawton Global Investors LLP (based on B Accumulation GBP class). 2022 is an estimate based on analysts' consensus estimates and may not be achieved and the estimate may fall.



The Investment Manager

Michael Crawford successfully managed what grew to be a substantial global equity fund at Bessemer Trust for seven years before departing in January 2019 to found Chawton Global Investors. He has over 23 years of fund management experience and was a member of the highly successful Morgan Grenfell Asset Management U.K. team from 1996 to 2004. He has also worked at Credit Suisse Asset Management and LV Asset Management. Michael has a Masters in Business Administration from Cranfield School of Management.

Michael Crawford
Managing Partner
Portfolio Manager,
Global Equities

How to Invest

TB Chawton Global Equity Income is available as an OEIC and it is also suitable to include in stocks and shares ISAs and SIPPS. You can buy shares in the fund by visiting www.tbaileys.co.uk/funds or through various third parties including Hargreaves Lansdown, James Hay, Aegon, Transact, Barclays Wealth and AJ Bell.

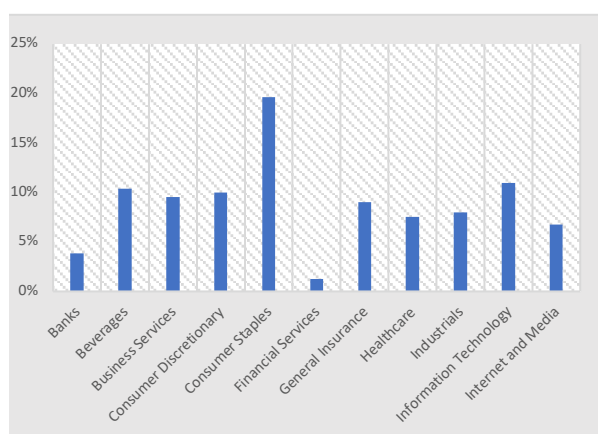
Ten Largest Holdings (% of NAV)

Procter & Gamble	5.3%
Next	4.6%
Johnson & Johnson	4.5%
RELX	4.2%
The Progressive Corporation	4.2%
Nestlé	4.2%
SEB (Enskilda)	4.0%
Unilever PLC	3.9%
Bloomsbury Publishing	3.7%
Texas Instruments	3.6%

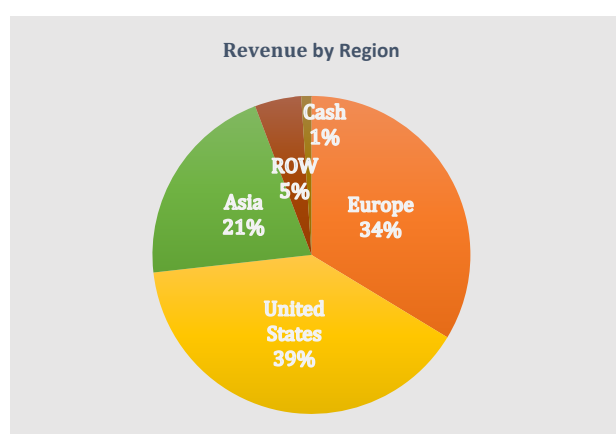
Risks

As a concentrated equity portfolio of typically less than 50 stocks the fund may involve higher volatility and therefore higher risk for those with shorter term investment time horizons (under 5 years). The value of an investment and the income from it can fall as well as rise as a result of market and currency movements and you may not get back the amount originally invested. You should therefore regard your investment as long term. Details of the risk factors are included in the fund's prospectus available at www.tbaileys.co.uk/funds

Sector Allocation



Geographic Breakdown



Fund Information

Type of scheme	UK OEIC (UCITS)
Launch date	21 May 2019
Total Net Assets	£12.8M
Comparator Benchmark	MSCI World Index
Number of Holdings	34 (33 corporate groups)
Base Currency	GBP (£)
Classes	B, C (£, \$, €)
Dealing and valuation	12 noon each UK Business Day
Year End	31 December
Dividend XD dates	1 April, 1 July, 1 Oct, 1 Jan
Dividend pay dates	31 May 31 Aug 30 Nov 28 Feb
Last years Div. payments	2.8p
IA sector	Global Equity Income
Custodian	Northern Trust
Authorised Corporate Director	T. Bailey Fund Services Ltd

Minimum Investment

Class B Shares	£1,000
Class C Shares	£500,000

*For full information on the periodic charge please refer to section 7 of the full prospectus

Management Fees

Class B Shares	0.90%
Class C Shares	0.60%

Ongoing Charge Figure*

Class B Shares	1.15%
Class C Shares	0.85%

ISIN Codes

Class B GBP INC	GB00BJ1GY073
Class B GBP ACC	GB00BJ1GXX37
Class B EUR INC	GB00BJ1GY180
Class B EUR ACC	GB00BJ1GXY44
Class B USD INC	GB00BJ1GY297
Class B USD ACC	GB00BJ1GXZ50
Class C GBP INC	GB00BJ1GY636
Class C GBP ACC	GB00BJ1GY305
Class C EUR INC	GB00BJ1GY743
Class C EUR ACC	GB00BJ1GY412
Class C USD INC	GB00BJ1GY859
Class C USD ACC	GB00BJ1GY529

Portfolio Fundamentals

I set out the portfolio aggregate current fundamental characteristics below compared to the data just after inception. Characteristics remain consistent with a high-quality portfolio.

Portfolio Fundamentals	30 June 2022	31 March 2021	30 June 2019
Return on Capital	16%	16%	18%
Gross Margin	50%	56%	56%
Operating Margin	26%	26%	28%
Net debt/EBITDA	1.2	1.7	1.1
Revenue 5 year CAGR	7%	9%	10%
Dividend 5 year CAGR	11%	11%	12%
Forward Price Earnings Ratio	20	28	19
Forward Dividend Yield	2.7%	1.8%	2.2%

Source: Capital IQ/Chawton Global Investors LLP

An interesting way of thinking about the valuation is to invert the forward PE ratio to get an earnings yield for the portfolio of 5% which compares favourably to current yields from cash and bonds. In addition, the companies held in the fund should be able to increase prices in line with inflation in which case capital value and income are likely to be preserved in real terms (but see risk warnings above). Returns are then further augmented by growth from reinvestment of earnings not distributed.

Important Information

TB Chawton Global Equity Income is a sub-fund of the TB Chawton Investment Funds ICVC. Full details of the TB Chawton Investment Funds including risk warnings are published in the TB Chawton Funds Prospectus, The TB Chawton Funds Supplementary Information Document (SID) and the TB Chawton Investment Funds Key Investor Information Documents (KIIDs) which are available on request or at www.tbaileyfs.co.uk. Every effort is taken to ensure the accuracy of the data used in this document but no warranties are given. Chawton Global Investors LLP is authorised and regulated by the Financial Conduct Authority No. 825467. T. Bailey Fund Services Limited is authorised and regulated by the Financial Conduct Authority No. 190293

MSCI: The MSCI information may only be used for your internal use, may not be reproduced or disseminated in any form and may not be used as a basis for or a component of any financial instruments or products or indices. None of the MSCI information is intended to constitute investment advice or a recommendation to make (or refrain from making) any kind of investment decision and may not be relied on as such. Historical data and analysis should not be taken as an indication or guarantee of any future performance analysis, forecast or prediction. The MSCI information is provided on an "as is" basis and the user of this information assumes the entire risk of any use made of this information. MSCI, each of its affiliates and each other person involved in or related to compiling, computing or creating any MSCI information (collectively, the "MSCI Parties") expressly disclaims all warranties (including, without limitation, any warranties of originality, accuracy, completeness, timeliness, non-infringement, merchantability and fitness for a particular purpose) with respect to this information. Without limiting any of the foregoing, in no event shall any MSCI Party have any liability for any direct, indirect, special, incidental, punitive, consequential (including, without limitation, lost profits) or any other damages. (www.msci.com).

Contact us on
info@chawtoninvestors.co.uk
020 3151 6818