

# iShares Environment & Low Carbon Tilt Real Estate Index Fund (UK) Class H ACCU GBP

## JULY 2023 FACTSHEET

Unless otherwise stated, Performance, Portfolio Breakdowns and Net Asset information as at: 31-Jul-2023. All other data as at 15-Aug-2023.

This document is marketing material. For Investors in the UK. Investors should read the KIID/ PRIIPs document and prospectus prior to investing, and should refer to the prospectus for the funds full list of risks.

### FUND OVERVIEW

The Fund aims to provide a return on your investment (generated through an increase in the value of the assets held by the Fund) by tracking closely the performance of the FTSE EPRA Nareit Developed Green Low Carbon Target Index, the Fund's Benchmark Index (the "Index"). The Fund is passively managed and the investment manager has limited discretion to select the Fund's investments and in doing so may take into consideration the benchmark index. The Fund invests in equity securities (e.g. shares) of companies that make up the benchmark index. The benchmark index measures the performance of equity securities of leading property companies listed globally. The benchmark index is a free float-adjusted market capitalisation weighted index. Free float-adjusted means that only shares readily available in the market rather than all of a company's issued shares are used in calculating the benchmark index. Free float-adjusted market capitalisation is the share price of a company multiplied by the number of shares readily available in the market.

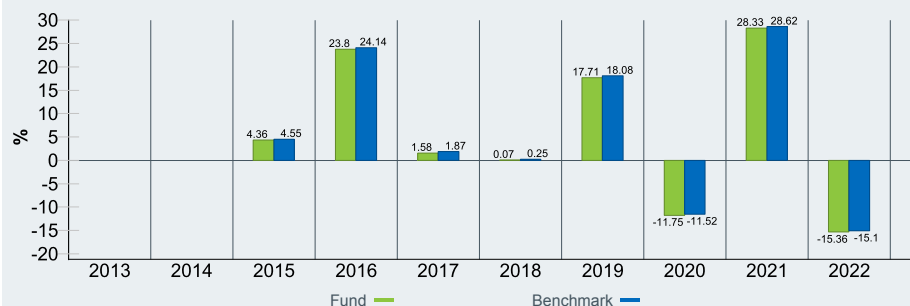
### GROWTH OF HYPOTHETICAL 10,000 GBP SINCE INCEPTION



Share Class and Benchmark performance displayed in GBP. Source: BlackRock. Performance is based on bid prices for UK funds and NAV prices for Luxembourg funds with net income reinvested for both. **Past performance is not a guide to future performance.**

As of 31 December 2014, the Benchmark Index converted from a close of business valuation to a midday valuation. Historic performance of the Benchmark has been simulated by the Benchmark provider and such data is used for the purposes of demonstrating historic performance in the "Past Performance" table from 31 July 2009 or from the launch of the share class if later.

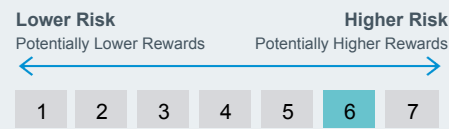
### 12 MONTH PERFORMANCE PERIODS



**KEY RISKS:** The value of your investment and the income from it will vary and your initial investment amount is not guaranteed. The fund invests in a limited number of market sectors. Compared to investments which spread investment risk through investing in a variety of sectors, share price movements may have a greater effect on the overall value of this fund. Overseas investments will be affected by movements in currency exchange rates. The fund may invest in smaller company shares which can be more unpredictable and less liquid than those of larger company shares.

**CAPITAL AT RISK:** The value of investments and the income from them can fall as well as rise and are not guaranteed. Investors may not get back the amount originally invested.

### RISK INDICATOR



### KEY FACTS

Asset Class	Equity
Morningstar Category	Property - Indirect Global
Fund Launch Date	15-Nov-2010
Share Class Launch Date	02-Sep-2014
Fund Base Currency	GBP
Share Class Currency	GBP
Total Fund Size (M)	
Benchmark	FTSE EPRA Nareit Dev Green Low Carbon Target Midday(12:00UK)NET Shell Index
Domicile	United Kingdom
Fund Type	UCITS
ISIN	GB00BPFJCF57
Bloomberg Ticker	BGPSDDHA
Distribution Frequency	None
Minimum Initial Investment	100,000 GBP
Management Company	BlackRock Fund Managers Ltd

\* or currency equivalent

### PORTFOLIO MANAGER(S)

Kieran Doyle

### TOP HOLDINGS (%)

EQUINIX REIT INC	6.59
PROLOGIS REIT INC	5.99
DIGITAL REALTY TRUST REIT INC	2.65
EQUITY RESIDENTIAL REIT	2.60
AVALONBAY COMMUNITIES REIT INC	2.53
PUBLIC STORAGE REIT	2.29
WELLTOWER INC	2.06
VICI PPTYS INC	1.81
SIMON PROPERTY GROUP REIT INC	1.70
ALEXANDRIA REAL ESTATE EQUITIES RE	1.61
<b>Total of Portfolio</b>	<b>29.83</b>

Holdings subject to change

### RATINGS

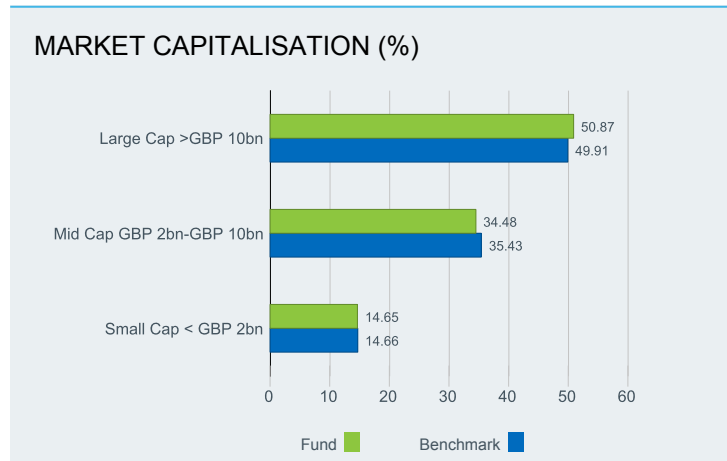
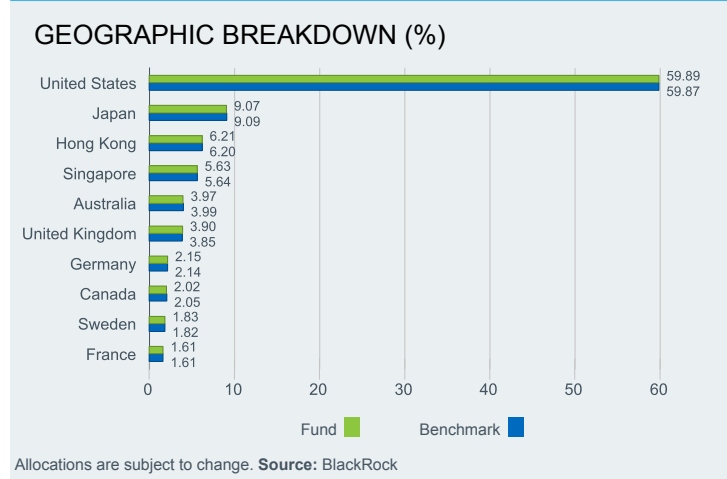


SECTOR BREAKDOWN (%)			
	Fund	Benchmark	Active
Other	21.03	21.01	0.01
Residential Reits	16.50	16.42	0.08
Real Estate Holding and Development	15.39	15.33	0.07
Retail Reits	14.91	14.90	0.02
Other Specialty REITs	12.05	12.04	0.01
Office REITs	9.69	9.68	0.01
Diversified Reits	5.82	6.02	-0.20
Hotel and Lodging REITs	4.50	4.49	0.01
Real Estate Services	0.10	0.09	0.00
Closed End Investments	0.02	0.02	0.00

<sup>1</sup>Allocations are subject to change. **Source:** BlackRock

FEES AND CHARGES	
Max Initial Charge	5.00%
Exit Fee	0.00%
Ongoing Charge	0.17%
Performance Fee	0.00%

DEALING INFORMATION	
Settlement	Trade Date + 3 days
Dealing Frequency	Daily, forward pricing basis



# iShares Environment & Low Carbon Tilt Real Estate Index Fund (UK) Class H ACCU GBP JULY 2023 FACTSHEET

## SUSTAINABILITY CHARACTERISTICS

Sustainability Characteristics can help investors integrate non-financial, sustainability considerations into their investment process. These metrics enable investors to evaluate funds based on their environmental, social, and governance (ESG) risks and opportunities. This analysis can provide insight into the effective management and long-term financial prospects of a fund.

The metrics below have been provided for transparency and informational purposes only. The existence of an ESG rating is not indicative of how or whether ESG factors will be integrated into a fund. The metrics are based on MSCI ESG Fund Ratings and, unless otherwise stated in fund documentation and included within a fund's investment objective, do not change a fund's investment objective or constrain the fund's investable universe, and there is no indication that an ESG or Impact focused investment strategy or exclusionary screens will be adopted by a fund. For more information regarding a fund's investment strategy, please see the fund's prospectus.

<b>MSCI ESG Fund Rating (AAA-CCC)</b>	A	<b>MSCI ESG Quality Score (0-10)</b>	6.16
<b>MSCI ESG Quality Score - Peer Percentile</b>	46.63%	<b>MSCI ESG % Coverage</b>	98.54%
<b>Fund Lipper Global Classification</b>	Equity Sector Real Est Global	<b>MSCI Weighted Average Carbon Intensity (Tons CO2E/\$M SALES)</b>	88.41
<b>Funds in Peer Group</b>	386		

All data is from MSCI ESG Fund Ratings as of **21 Jul 2023**, based on holdings as of **31 Dec 2022**. As such, the fund's sustainable characteristics may differ from MSCI ESG Fund Ratings from time to time.

To be included in MSCI ESG Fund Ratings, 65% (or 50% for bond funds and money market funds) of the fund's gross weight must come from securities with ESG coverage by MSCI ESG Research (certain cash positions and other asset types deemed not relevant for ESG analysis by MSCI are removed prior to calculating a fund's gross weight; the absolute values of short positions are included but treated as uncovered), the fund's holdings date must be less than one year old, and the fund must have at least ten securities.

## ESG GLOSSARY:

**MSCI ESG Fund Rating (AAA-CCC):** The MSCI ESG Rating is calculated as a direct mapping of ESG Quality Scores to letter rating categories (e.g. AAA = 8.6-10). The ESG Ratings range from leader (AAA, AA), average (A, BBB, BB) to laggard (B, CCC).

**MSCI ESG Quality Score - Peer Percentile:** The fund's ESG Percentile compared to its Lipper peer group.

**Fund Lipper Global Classification:** The fund peer group as defined by the Lipper Global Classification.

**Funds in Peer Group:** The number of funds from the relevant Lipper Global Classification peer group that are also in ESG coverage.

**MSCI ESG Quality Score (0-10):** The MSCI ESG Quality Score (0 - 10) for funds is calculated using the weighted average of the ESG scores of fund holdings. MSCI rates underlying holdings according to their exposure to industry specific ESG risks and their ability to manage those risks relative to peers.

**MSCI ESG % Coverage:** Percentage of the fund's holdings for which the MSCI ESG ratings data is available. The MSCI ESG Fund Rating, MSCI ESG Quality Score and MSCI ESG Quality Score - Peer Percentile metrics are displayed for funds with at least 65% coverage (or 50% for bond funds and money market funds).

**MSCI Weighted Average Carbon Intensity (Tons CO2E/\$M SALES):** Measures a fund's exposure to carbon intensive companies. This figure represents the estimated greenhouse gas emissions per \$1 million in sales across the fund's holdings. This allows for comparisons between funds of different sizes.

**MSCI Weighted Average Carbon Intensity % Coverage:** Percentage of the fund's holdings for which MSCI Carbon Intensity data is available. The MSCI Weighted Average Carbon Intensity metric is displayed for funds with any coverage. Funds with low coverage may not fully represent the fund's carbon characteristics given the lack of coverage.

## IMPORTANT INFORMATION:

Certain information contained herein (the "Information") has been provided by MSCI ESG Research LLC, a RIA under the Investment Advisers Act of 1940, and may include data from its affiliates (including MSCI Inc. and its subsidiaries ("MSCI")), or third party suppliers (each an "Information Provider"), and it may not be reproduced or disseminated in whole or in part without prior written permission. The Information has not been submitted to, nor received approval from, the US SEC or any other regulatory body. The Information may not be used to create any derivative works, or in connection with, nor does it constitute, an offer to buy or sell, or a promotion or recommendation of, any security, financial instrument or product or trading strategy, nor should it be taken as an indication or guarantee of any future performance, analysis, forecast or prediction. Some funds may be based on or linked to MSCI indexes, and MSCI may be compensated based on the fund's assets under management or other measures. MSCI has established an information barrier between equity index research and certain Information. None of the Information in and of itself can be used to determine which securities to buy or sell or when to buy or sell them. The Information is provided "as is" and the user of the Information assumes the entire risk of any use it may make or permit to be made of the Information. Neither MSCI ESG Research nor any Information Party makes any representations or express or implied warranties (which are expressly disclaimed), nor shall they incur liability for any errors or omissions in the Information, or for any damages related thereto. The foregoing shall not exclude or limit any liability that may not by applicable law be excluded or limited.

## GLOSSARY

**Market Capitalisation:** is the total value of the shares issued by a company which trades on the stock exchange.

**Ongoing Charge:** is a figure representing all annual charges and other payments taken from the fund.

**Price to Book Ratio:** represents the ratio of the current closing price of the share to the latest quarter's book value per share.

**Price to Earnings (TTM) Ratio:** represents the ratio of the market price per share of a company to the company's earnings per share for a twelve-month period (usually the last 12 months or trailing twelve months (TTM)).



0800 44 55 22



enquiry@ukclientservices.blackrock.com



www.ishares.com

## IMPORTANT INFORMATION:

This document is marketing material. The (names of sub funds) are sub-funds of BlackRock Collective Investment Funds (BCIF). The Funds are subject to the rules of the FCA as set out in the COLL Sourcebook. Investment in the sub-fund(s) is only open to 'Qualified Holders', as defined in the relevant Fund Prospectus. Subscriptions in the Fund are valid only if made on the basis of the current Prospectus, the most recent financial reports and the Key Investor Information Document, which are available in registered jurisdictions and available in local language where registered can be found at [www.blackrock.com](http://www.blackrock.com) on the relevant product pages. Investors should understand all characteristics of the funds objective before investing. Prospectuses, Key Investor Information Documents and application forms may not be available to investors in certain jurisdictions where the Fund in question has not been authorised. BlackRock may terminate marketing at any time. For information on investor rights and how to raise complaints please go to <https://www.blackrock.com/corporate/compliance/investor-right> available in in local language in registered jurisdictions. If, after reading this factsheet, you have any questions or would like any additional information please contact your financial adviser or speak to our Investor Services Team on 0800 445522.

Issued by BlackRock Investment Management (UK) Limited (authorised and regulated by the Financial Conduct Authority). Registered office: 12 Throgmorton Avenue, London, EC2N 2DL. Registered in England No. 2020394. Tel: 020 7743 3000. For your protection, telephone calls are usually recorded. BlackRock is a trading name of BlackRock Investment Management (UK) Limited.

© 2023 BlackRock, Inc. All Rights reserved. BLACKROCK, BLACKROCK SOLUTIONS, iSHARES, SO WHAT DO I DO WITH MY MONEY, INVESTING FOR A NEW WORLD, and BUILT FOR THESE TIMES are registered and unregistered trademarks of BlackRock, Inc. or its subsidiaries in the United States and elsewhere. All other trademarks are those of their respective owners.

© 2023 Morningstar. All Rights Reserved. The information, data, analyses, and opinions contained herein (1) include the proprietary information of Morningstar, (2) may not be copied or redistributed, (3) do not constitute investment advice offered by Morningstar, (4) are provided solely for informational purposes and therefore are not an offer to buy or sell a security, and (5) are not warranted to be correct, complete, or accurate. Morningstar shall not be responsible for any trading decisions, damages, or other losses resulting from, or related to, this information, data, analyses, or opinions or their use. The Morningstar Analyst Rating™ is subjective in nature and reflects Morningstar's current expectations of future events/behaviour as they relate to a particular fund. Because such events/behaviour may turn out to be different than expected, Morningstar does not guarantee that a fund will perform in line with its Morningstar Analyst Rating. Likewise, the Morningstar Analyst Rating should not be seen as any sort of guarantee or assessment of the creditworthiness of a fund or of its underlying securities and should not be used as the sole basis for making any investment decision.