

ES River and Mercantile UK LISTED SMALLER COMPANIES FUND

CLASS B GBP (Accumulation)

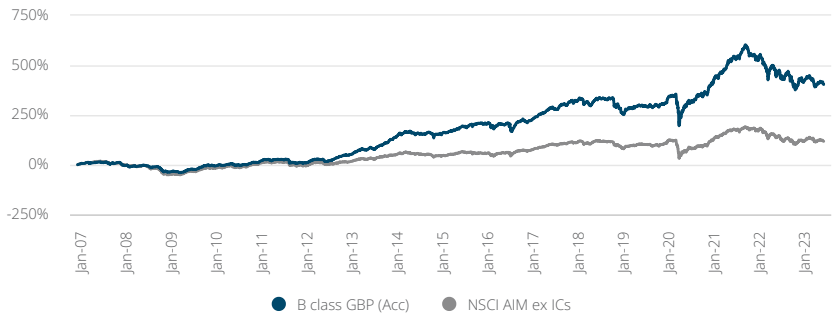
PAST PERFORMANCE

The chart and tables below show the performance of the fund's GBP B (Acc) share class since the launch of the share class on 30 November 2006.

Source: River and Mercantile Asset Management LLP. Fund performance is calculated using midday published prices. Benchmark performance is calculated using close of business mid-market prices.

Past performance is not a reliable guide to future results.

PERFORMANCE SINCE INCEPTION



CUMULATIVE PERFORMANCE

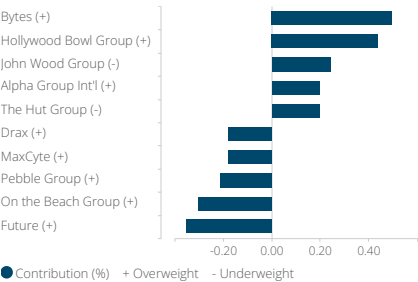
	1 month	3 months	1 year	3 years	5 years	10 years	Since inception
B class GBP (Acc) %	-2.0	-5.2	-12.2	21.2	17.6	172.0	403.4
NSCI AIM ex ICs %	-3.5	-6.4	-11.1	22.2	-0.1	63.9	118.2

DISCRETE 12 MONTH PERFORMANCE

	12 months to 31/05/2019	12 months to 31/05/2020	12 months to 31/05/2021	12 months to 31/05/2022	12 months to 31/05/2023
B class GBP (Acc) %	-7.4	4.8	54.0	-10.3	-12.2
NSCI AIM ex ICs %	-7.0	-12.1	55.6	-11.7	-11.1

TOP 5 PERFORMANCE CONTRIBUTORS & DETRACTORS

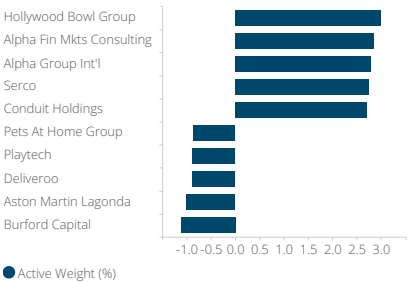
The best and worst contributors to the fund's performance relative to the benchmark



Source: River and Mercantile Asset Management LLP

TOP 5 OVERWEIGHTS & UNDERWEIGHTS

The securities in which the portfolio weight differs most from that of the benchmark



Source: River and Mercantile Asset Management LLP

RIVER AND MERCANTILE

INVESTMENT OBJECTIVE

To grow the value of your investment (known as "capital growth") in excess of the Numis Smaller Companies + AIM (excluding Investment Companies) Index net total return (the "Benchmark") over a rolling 5-year period, after the deduction of fees.

PORTFOLIO MANAGER

George Ensor

PORTFOLIO & RISK CHARACTERISTICS

Number of Holdings	67
Fund Volatility	15.4%
Numis Smaller Companies + AIM (ex ICs) Index Volatility	15.7%
Beta	0.94
Active Money	83.9%

KEY FACTS

Fund launch date	30/11/2006
Share class launch date	30/11/2006
Benchmark name	Numis Smaller Companies + AIM (ex ICs) Index
IA sector	UK Smaller Companies
Total fund size	£350.1M
Domicile	UK
Fund type	UK UCITS
SEDOL	B1DSZ50
ISIN	GB00B1DSZ509
Bloomberg	RMUKSEA
Distribution type	Accumulation

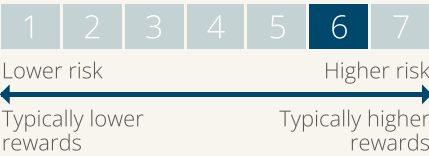
FEES & CHARGES

Initial Charge	Up to 5.25%
AMC	0.75%
Ongoing Charge (including AMC)	0.85%

DEALING INFORMATION

Dealing frequency	Daily
Dealing cut-off time	12pm (UK)
Valuation point	12pm (UK)
Settlement	T+4
Minimum investment	£1,000

SYNTHETIC RISK & REWARD INDICATOR (SRRI)

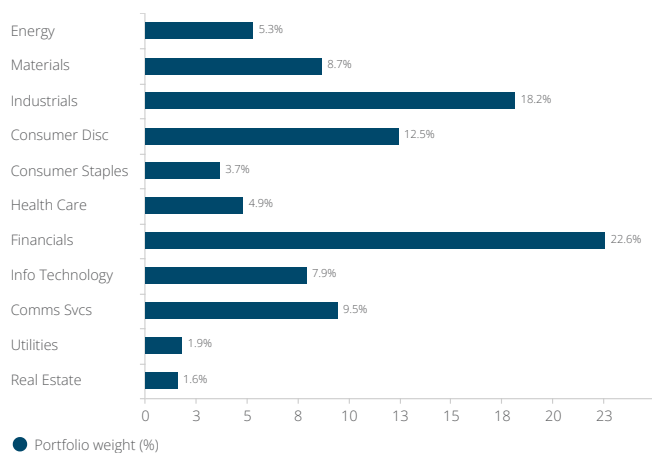


CONTACT DETAILS

Telephone	0345 603 3618
Email	ediservicedelivery@bnymellon.com

SECTOR WEIGHTS

Portfolio weightings within specific industrial sectors.



Source: River and Mercantile Asset Management LLP

MARKET CAPITALISATION

Comparison of portfolio and benchmark weightings across a range of sizes based on company value.

	Fund	Benchmark	Active
Mid Cap £2bn-£4bn	6.9%	1.8%	5.1%
Small Cap £100m-£2bn	88.2%	90.2%	-2.0%
Micro Cap £0m-£100m	1.7%	8.0%	-6.3%

Source: River and Mercantile Asset Management LLP

TOP 10 HOLDINGS

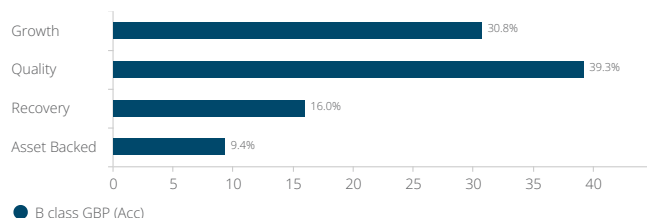
The ten largest positions by weight held in the portfolio.

	Weight (%)
Alpha Group Int'l	3.2
Hollywood Bowl Group	3.2
Gamma Communications	3.1
Conduit Holdings	3.1
Alpha Fin Mkts Consulting	3.1
Bytes	2.9
Serco	2.8
Indivior	2.5
OSB Group	2.5
Pebble Group	2.4

Source: River and Mercantile Asset Management LLP

CATEGORIES OF POTENTIAL

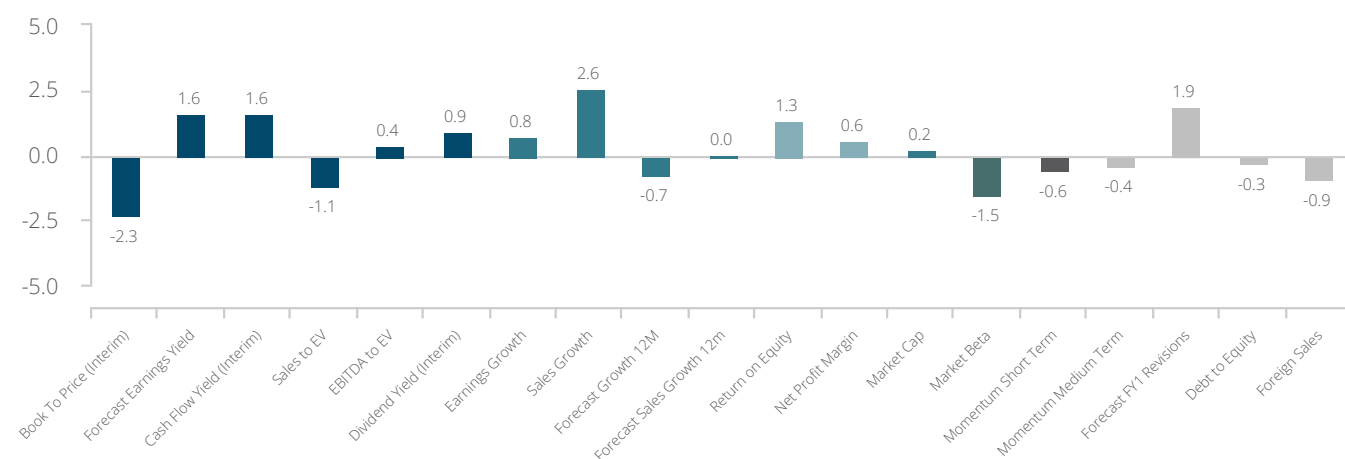
The weighting of the portfolio across the four categories of potential, related to stages of a company's life cycle.



Source: River and Mercantile Asset Management LLP

PORTFOLIO STYLE SKYLINE

This chart shows the Style Tilts™ of the portfolio against the benchmark as calculated by StyleAnalytics.



Source: StyleAnalytics

FUND RATINGS



OTHER INFORMATION

Authorised Corporate Director	Equity Trustees Fund Services Ltd
Investment Manager	River and Mercantile Asset Management LLP
Depository	The Bank of New York Mellon (International) Limited

This fund was previously known as the ES River and Mercantile UK Equity Smaller Companies Fund.

IMPORTANT INFORMATION

This document has been prepared and issued by River and Mercantile Asset Management LLP ("R&M"), registered in England and Wales under Company No. OC317647, with its registered office at 30 Coleman Street, London EC2R 5AL. R&M is authorised and regulated by the UK Financial Conduct Authority (FRN 45308). Equity Trustees Fund Services Ltd is the Authorised Corporate Director (the "ACD") of the ES River and Mercantile Funds ICVC and of its sub-funds, including this fund. The ACD is authorised in the United Kingdom and regulated by the Financial Conduct Authority (FRN 227807) and has its registered office at Pountney Hill House, 4th floor, 6 Laurence Pountney Hill, London EC4R 0BL.

This document is intended for use by individuals who are familiar with investment terminology. Please contact your financial adviser if you need an explanation of the terms used. For further details of the specific risks and the overall risk profile of this fund; as well as the share classes within it, please refer to the Key Investor Information Documents and ES River and Mercantile Funds ICVC Prospectus which are available on our website www.riverandmercantile.com.

The value of investments and any income generated may go down as well as up and is not guaranteed. An investor may not get back the amount originally invested. Past performance is not a reliable guide to future results. Changes in exchange rates may have an adverse effect on the value, price or income of investments. Please refer to the ES River and Mercantile ICVC principal prospectus for further details of the financial commitments and risks involved in connection with an investment in this Fund. The information and opinions contained in this document are subject to updating and verification and may be subject to amendment. The information and opinions do not purport to be full or complete. No representation, warranty, or undertaking, express or limited, is given as to the accuracy or completeness of the information or opinions contained in this document by R&M, its partners or employees. No liability is accepted by such persons for the accuracy or completeness of any such information or opinions. As such, no reliance may be placed for any purpose on the information and opinions contained in this document.

Please note that individual securities named in this report may be held by the Portfolio Manager or persons closely associated with them and/or other members of the Investment Team personally for their own accounts. The interests of clients are protected by operation of a conflicts of interest policy and associated systems and controls which prevent personal dealing in situations which would lead to any detriment to a client.

The Global Industry Classification Standard ("GICS") was developed by and is the exclusive property and a service mark of MSCI Inc ("MSCI") and Standard & Poor's, a division of The McGraw-Hill Companies, Inc. ("S&P") and is licensed for use by R&M. Neither MSCI, S&P nor any third party involved in making or compiling the GICS or any GICS classifications makes any express or implied warranties or representations with respect to such standard or classification (or the results to be obtained by the use thereof), and all such parties hereby expressly disclaim all warranties of originality, accuracy, completeness, merchantability and fitness for a particular purpose with respect to any of such standard or classification. Without limiting any of the foregoing, in no event shall MSCI, S&P, any of their affiliates or any third party involved in making or compiling the GICS or any GICS classifications have any liability for any direct, indirect, special, punitive, consequential or any other damages (including lost profits) even if notified of the possibility of such damages. Neither MSCI nor any other party involved in or related to compiling, computing or creating the MSCI data makes any express or implied warranties or representations with respect to such data (or the results to be obtained by the use thereof), and all such parties hereby expressly disclaim all warranties of originality, accuracy, completeness, merchantability or fitness for a particular purpose with respect to any such data. Without limiting any of the foregoing, in no event shall MSCI, any of its affiliates or any third party involved in or related to compiling, computing or creating the data have any liability for any direct, indirect, special, punitive, consequential or any other damages (including lost profits) even if notified of the possibility of such damages. No further distribution or dissemination of the MSCI data is permitted without MSCI's express written consent.