



# FACTSHEET OVERVIEW

# JUPITER MERLIN PORTFOLIOS

May 2022

# Jupiter Merlin Portfolios

The Jupiter Independent Funds Team

## April 2022 Monthly Report

### Ukraine: a new phase

### Shipping logjam: Covid hasn't finished with us yet

### Central banks in retreat

The end of April saw the UK and the US step up their anti-Russian rhetoric in the Ukrainian conflict. In terms of weapons supplies the emphasis is demonstrably more offensive, endorsing the inclusion of armoured fighting vehicles and tanks, and the possibility of jets.

Washington and London share aims of wanting to see Russia ejected from Ukraine and Moscow's military capability degraded to the point it can never be an aggressor again; in contrast, the position of Paris and Berlin is quite different, still very much focused upon a peace settlement, one which will involve significant unpalatable compromises for Ukraine. With Sweden and Finland negotiating NATO membership, one well informed Finnish defence analyst noted that President Putin no longer sees this purely as a conflict between Russia and Ukraine, he views it now as a broader conflict with the West. With that perceptible shift of emphasis in mind, Putin closed off Russian gas supplies to Poland and Bulgaria, both of which are front-line NATO members hosting non-domestic NATO forces; Poland has been the geographic channel through which the bulk of western-sourced weapons have been delivered to Ukraine.

Away from the conflict, China's zero-tolerance policy towards Covid made its impact felt more broadly again in April. With a growing number of regions under strict lock-down, Chinese economic activity has declined markedly. The effect is being seen domestically, where following a weak first quarter in which Chinese GDP contracted by about 0.5% year-on-year, analysts now see an even worse position in the second quarter with some predicting as much as 1.5% shrinkage against a year ago (two successive quarters of negative GDP technically ranks as recession).

The Chinese Communist Party has an official economic growth target of 5.5% for 2022 but, if the estimates for the second quarter prove accurate, China would need at least 12% growth in the second half to finish on target, an increasingly pie in the sky aspiration. The effect is not only domestic; physical dislocation to global supply chains caused by millions of workers being confined to barracks is having a measurable effect. It is estimated that 500 container ships are currently at anchor outside Chinese ports, unable to enter to load or discharge cargo; the knock-on effect around the globe is significant to the extent that one in five of all the world's container ships are similarly stuck somewhere, unable to dock.

Inflation has been the talk of the town for some months and most major economies in the West are experiencing inflation rates at their highest since the late 1980s, but more importantly three and four times their central banks' common mandates of 2%. This is no longer merely an economic issue; it is a political timebomb too as most Western economies suffer a "cost of living crisis" with all its knock-on social effects.

The combination of all these complex factors, war, Covid dislocation, the corrosive effect of inflation, prompted the International Monetary Fund to lower its 2022 GDP forecast again; last October it expected global economic recovery to persist in to 2022 at a rate of 4.9%; that estimate was reduced in January to 4.4% and in April was cut again to 3.6%, consistent with pre-Pandemic levels (in context, global GDP improved by 6.1% in 2021 following the steep decline of over 3% in 2020).

While equity markets have reacted negatively, the principal barometer for investor sentiment has been fixed income markets. As the main central banks rapidly retreat from their narrative of the last two years that policy stability is the order of the day and they move from policies predicated on ultra-low

## Fund Management

The Jupiter Merlin Portfolios are managed by the Jupiter Independent Funds team, consisting from left to right of Algy Smith-Maxwell, Alastair Irvine, John Chatfield-Roberts, David Lewis, Amanda Sillars and George Fox.



## Team Awards



*The Awards listed here should not be taken as a recommendation.*

interest rates and quantitative easing (buying bonds or other assets to inject money into the financial system and stimulate activity) to one of higher rates and quantitative tightening (selling those bonds, or not replacing them when they mature, so as to shrink the central bank's balance sheet). Markets have been adjusting to a new era of pricing risk in an environment in which the central banks can no longer be counted on as being supportive.

Markets are inherently forward-looking, always trying to anticipate prospects and the policies appropriate to deal with them. This is no easy task at the best of times but two global exogenous shocks (covid and a major conflict in Europe) conspiring to cause significant inflation have made the job much more complex. As interest rates rise, bond yields rise too (the corollary of which is that bond prices fall). It is against such a backdrop that many are attempting to pick the right moment to catch the falling knife. Our view is that in such febrile conditions, it pays to keep a flexible and open mind.

The Jupiter Merlin Portfolios are long-term investments; they are certainly not immune from market volatility, but they are expected to be less volatile over time, commensurate with the risk tolerance of each. With liquidity uppermost in our mind, we seek to invest in funds run by experienced managers with a blend of styles but who share our core philosophy of trying to capture good performance in buoyant markets while minimising as far as possible the risk of losses in more challenging conditions.

## Jupiter Independent Funds Team

# Jupiter Merlin Income Portfolio

The Jupiter Independent Funds Team

## Fund Objective and Investment Policy

**Objective:** The objective of the Fund is to provide income together with the prospect of capital growth to provide a return, net of fees, that is higher than the IA Mixed Investment 20%-60% Shares Sector average over the long term (at least five years).

**Policy:** At least 70% of the Fund is invested in collective investment schemes. Up to 30% of the Fund may be invested in other assets, including shares of companies, cash and near cash.

## Fund Management

The Jupiter Merlin Portfolios are managed by the Jupiter Independent funds team, consisting from left to right of Algy Smith-Maxwell, Alastair Irvine, John Chatfeild-Roberts, David Lewis, Amanda Sillars and George Fox.

## Risk and Reward Profile



**Synthetic Risk Reward Indicator (SRRI):** The SRRI is based on past data, may change over time and may not be a reliable indication of the future risk profile of the fund. The lowest category does not mean 'no risk'. Please see the KIID for further information.



## Fund Ratings and Awards



Ratings should not be taken as a recommendation. © 2022 Morningstar, Inc. All rights reserved. The information contained herein: (1) is proprietary to Morningstar and/or its content providers; (2) may not be copied or distributed; and (3) is not warranted to be accurate, complete, or timely. Neither Morningstar nor its content providers are responsible for any damages or losses arising from any use of this information. Past performance is no guarantee of future results.

## Fund Performance as at 30.04.2022

### Performance (%)

	1 m	3 m	YTD	1 yr	3 yrs	5 yrs	10 yrs
Fund	-1.4	-1.3	-4.3	2.1	14.4	23.7	71.5
Target Benchmark	-1.8	-2.1	-5.1	-2.2	9.4	15.5	61.1
Quartile Ranking	2	2	2	1	1	1	2

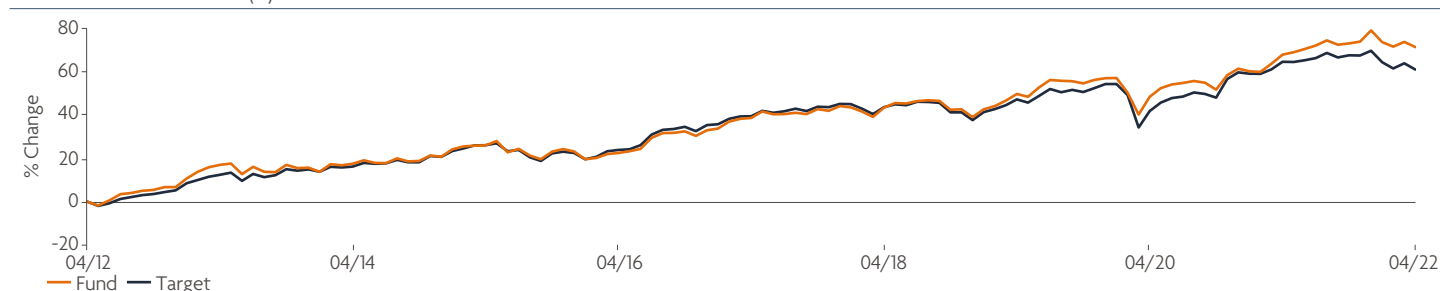
### Rolling 12-month Performance (%)

	01 May '21 to 30 Apr '22	01 May '20 to 30 Apr '21	01 May '19 to 30 Apr '20	01 May '18 to 30 Apr '19	01 May '17 to 30 Apr '18	01 May '16 to 30 Apr '17	01 May '15 to 30 Apr '16	01 May '14 to 30 Apr '15	01 May '13 to 30 Apr '14	01 May '12 to 30 Apr '13
Fund	2.1	13.1	-0.9	4.4	3.5	13.2	-2.8	7.3	0.4	17.0
Target Benchmark	-2.2	16.0	-3.6	2.5	3.0	12.6	-1.8	8.5	3.4	12.4

### Calendar Year Performance (%)

	2021	2020	2019	2018	2017	2016	2015	2014	2013	2012
Fund	11.0	2.8	13.0	-3.5	8.4	7.9	2.0	4.4	8.5	10.7
Target Benchmark	6.3	3.5	12.1	-5.1	7.2	10.6	1.5	5.0	9.2	8.7

### Performance Over 10 Years (%)



**Past Performance is no guide to the future.** Fund performance data is calculated on a bid to NAV or NAV to NAV basis dependent on the period of reporting, all performance is net of fees with income reinvested. Source: Morningstar. 30.04.2022. In line with the IA (Investment Association) methodology, performance data covering periods prior to share class launch includes returns calculated using the fund's highest fee share class. Performance data covering the period since share class launch is a record of actual returns achieved by the share class shown. The fund class performance has been extended using the performance of an older share class.

## Risks

Market and exchange rate movements can cause the value of an investment to fall as well as rise, and you may get back less than originally invested. **Investors should carefully read the Key Investor Information Document (KIID), Supplementary Information Document (SID) and Scheme Particulars before making an investment decision.** All of the portfolio's expenses are charged to capital, which can reduce the potential for capital growth. The NURS KIID, SID and Scheme Particulars are available from Jupiter on request. For definitions please see the glossary of this factsheet or at [www.jupiteram.com](http://www.jupiteram.com).

**Fund Manager Style**

The philosophy of unconstrained investing by the Jupiter Independent Funds Team adheres to the following principles:

**Invest for the future**

Make decisions looking forwards, not backwards, recognising that indices (benchmarks) at best reflect the current situation.

**Invest with talented individuals**

Investment is a people business; the skills of individuals (fund managers) and identification of their 'style bias' are critical for success.

**Back your convictions**

When you find the right combination of a fund manager with the 'wind behind them', make sure you have enough money invested with them to make a difference.

**Regular withdrawal facility**

This is available for all the Jupiter Merlin Portfolios with a minimum lump sum investment of £5,000 per portfolio. You can choose the amount paid to you each month or quarterly. Any such withdrawals which exceed investment returns will result in an erosion of capital.

**3rd Party Links**

The Jupiter Merlin Portfolios are available via a wide range of platforms, wraps, and Life and Pension companies both onshore and offshore.

**Investment Opportunities**

Unit Trust | SIPP (via 3rd party links) | ISA | ISA Transfers.

**Enhanced Reporting**

We provide in-depth reporting to keep you informed, not confused. Portfolio statements include Manager's Commentary, half-yearly and annual Reports.

**Fund Holdings as at 30.04.2022**

<b>UK Equities</b>	<b>31.7%</b>
Jupiter Income Trust Jupiter Uk Special Situations I Man GLG Income TB Evenlode Income	
<b>Fixed Interest</b>	<b>29.6%</b>
Allianz Strategic Bond Hermes Multi Strategy Credit Jupiter Global High Yield Bond Jupiter Strategic Bond M&G Global Corporate Bond TwentyFour Global Unconstrained Bond	
<b>Global Equities</b>	<b>26.3%</b>
BlackRock Gold & General BlackRock Natural Resources Growth & Income Bluebox Global Technology Fundsmith Equity Jupiter Global Equity Growth Unconstrained M&G Global Dividend	
<b>Other</b>	<b>9.0%</b>
Mayfair Capital Commercial Propert Wisdomtree Core - Physical Gold	
<b>Japanese Equities</b>	<b>2.2%</b>
LF Morant Wright Nippon	
<b>Cash</b>	<b>1.2%</b>
<b>Total<sup>1</sup></b>	<b>100.0%</b>

<sup>1</sup>The figures may not equal 100% due to rounding.

**Charges and Codes**

Share Class	Income Distribution Policy	ISIN	Bloomberg	Initial Charge (max.)	Ongoing Charges Figure	Annual Management Charge (max.)	Minimum Initial Investment	Minimum Top Up Investment
I GBP ACC	Accumulation	GB00B4N2L746	JUPMIIA LN	0.00%	1.42%	0.75%	GBP 1,000,000	GBP 50,000
L GBP ACC	Accumulation	GB0003629374	GABRINA LN	0.00%	2.17%	1.50%	GBP 500	GBP 250
L GBP INC	Quarterly paid out	GB0003629481	GABRINI LN	0.00%	2.17%	1.50%	GBP 500	GBP 250
I GBP INC	Quarterly paid out	GB00B6QMDC41	JUPMIII LN	0.00%	1.42%	0.75%	GBP 1,000,000	GBP 50,000
J GBP ACC	Accumulation	GB00BJJQFJ55	JUPMRJA	0.00%	1.87%	1.20%	GBP 500	GBP 250
J GBP INC	Quarterly paid out	GB00BJJQFK60	JUPMRJI	0.00%	1.87%	1.20%	GBP 500	GBP 250

The Ongoing Charges Figure includes the Annual Management Charge and aggregate operating expenses chargeable to the fund. Where the fund invests in other funds, it includes the impact of the charges made in those other funds. Jupiter does not engage in stock lending. For details of all units and fees and charges, please refer to the Scheme Particulars and Annual Report for each financial year.

**Fund Information as at 30.04.2022****Product Information**

Launch Date Fund:	14.09.1992
Launch Date Share Class:	19.09.2011
Morningstar Category:	GBP Moderate Allocation
Target Benchmark:	IA Mixed Investment 20-60% Shares

**Yield**

Historic Yield	2.00%
----------------	-------

The Historic Yield reflects distributions declared over the past twelve months as a percentage of the unit price, as at the date shown. Historic yield figures are not a guide or guarantee for the expected level of distributions to be received, and may fluctuate significantly during times of extreme market and economic volatility. It does not include any initial charge and investors may be subject to tax on their distributions. The Fund takes charges from capital of the Fund. This effectively increases distributions but constrains the fund's capital performance.

**Price Information**

Valuation Day:	Every Business Day in the United Kingdom
Base Currency Fund:	GBP
Currency Share Class:	GBP
Available on:	www.jupiteram.com

**Fund Size**

Fund Value:	GBP 1,921m
Holdings:	19

**Distribution**

XD Date	16/01; 16/04; 16/07; 16/10
Payment Date	15/03; 15/06; 15/09; 15/12

**Benchmark Information:** Target benchmark - IA Mixed Investment 20%-60% Shares Sector. Many funds sold in the UK are grouped into sectors by the Investment Association (the trade body that represents UK investment managers), to help investors to compare funds with broadly similar characteristics. This Fund is classified in the IA Mixed Investment 20%-60% Shares Sector. The Fund is actively managed. This means the fund manager is taking investment decisions with the intention of achieving the Fund's investment objective; this may include decisions regarding asset selection, regional allocation, sector views and overall level of exposure to the market.

# Jupiter Merlin Balanced Portfolio

The Jupiter Independent Funds Team

## Fund Objective and Investment Policy

**Objective:** The objective of the Fund is to provide a return, net of fees, that is higher than the IA Mixed Investment 40%-85% Shares Sector average over the long term (at least five years).

**Policy:** At least 70% of the Fund is invested in collective investment schemes (including funds managed by Jupiter and its associates). Up to 30% of the Fund may be invested in other assets, including shares of companies and cash and near cash.

## Fund Management

The Jupiter Merlin Portfolios are managed by the Jupiter Independent funds team, consisting from left to right of Algy Smith-Maxwell, Alastair Irvine, John Chatfield-Roberts, David Lewis, Amanda Sillars and George Fox.

## Risk and Reward Profile



**Synthetic Risk Reward Indicator (SRRI):** The SRRI is based on past data, may change over time and may not be a reliable indication of the future risk profile of the fund. The lowest category does not mean 'no risk'. Please see the KIID for further information.



## Fund Ratings and Awards



Ratings should not be taken as a recommendation. © 2022 Morningstar, Inc. All rights reserved. The information contained herein: (1) is proprietary to Morningstar and/or its content providers; (2) may not be copied or distributed; and (3) is not warranted to be accurate, complete, or timely. Neither Morningstar nor its content providers are responsible for any damages or losses arising from any use of this information. Past performance is no guarantee of future results.

## Fund Performance as at 30.04.2022

Performance (%)	1 m	3 m	YTD	1 yr	3 yrs	5 yrs	10 yrs
Fund	-1.7	0.4	-2.8	4.4	20.4	36.7	121.8
Target Benchmark	-2.2	-1.1	-5.8	-0.1	16.8	27.6	95.0
Quartile Ranking	2	1	1	1	2	1	1

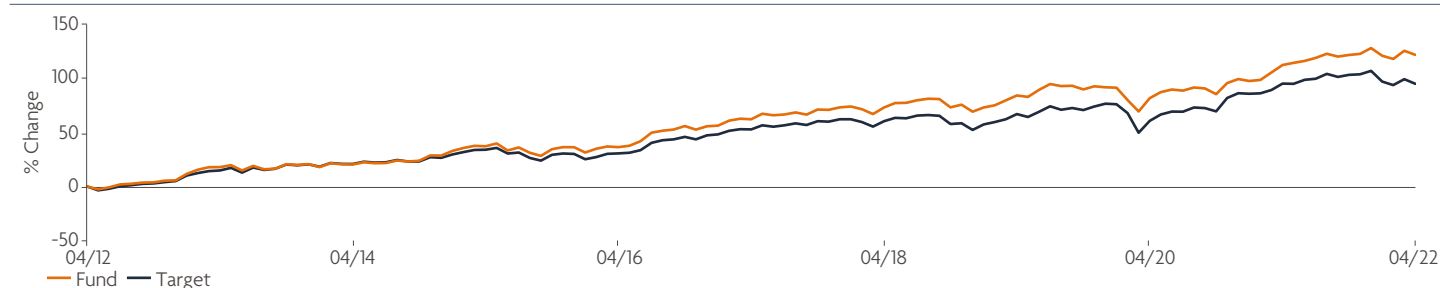
## Rolling 12-month Performance (%)

	01 May '21 to 30 Apr '22	01 May '20 to 30 Apr '21	01 May '19 to 30 Apr '20	01 May '18 to 30 Apr '19	01 May '17 to 30 Apr '18	01 May '16 to 30 Apr '17	01 May '15 to 30 Apr '16	01 May '14 to 30 Apr '15	01 May '13 to 30 Apr '14	01 May '12 to 30 Apr '13
Fund	4.4	16.9	-1.3	6.4	6.7	18.9	-0.5	14.0	2.0	17.9
Target Benchmark	-0.1	21.4	-3.8	4.1	5.0	17.0	-2.5	10.9	5.2	14.8

## Calendar Year Performance (%)

	2021	2020	2019	2018	2017	2016	2015	2014	2013	2012
Fund	14.4	4.0	13.3	-2.3	11.2	14.2	6.0	6.5	14.2	10.0
Target Benchmark	11.1	5.5	15.9	-6.1	10.0	13.3	2.8	5.0	14.8	10.2

## Performance Over 10 Years (%)



**Past Performance is no guide to the future.** Fund performance data is calculated on a bid to NAV or NAV to NAV basis dependent on the period of reporting, all performance is net of fees with net income reinvested. Source: Morningstar. 30.04.2022. The Jupiter Merlin Balanced fund increased its annual management charge and its registration fee from 01.09.05. This had the effect of increasing the total expense of the fund by approximately 1% p.a. The performance would have been correspondingly reduced had the current fees and charges applied since launch. Please note the AMC of the Fund (in the performance tables) was: 0.5% for the period 01.10.02 to 31.08.05, 1.5% for the period 01.09.05 to 18.09.11 and 0.75% thereafter. In line with the IA (Investment Association) methodology, performance data covering periods prior to share class launch includes returns calculated using the fund's highest fee share class. Performance data covering the period since share class launch is a record of actual returns achieved by the share class shown. The fund class performance has been extended using the performance of an older share class.

## Risks

Market and exchange rate movements can cause the value of an investment to fall as well as rise, and you may get back less than originally invested. **Investors should carefully read the Key Investor Information Document (KIID), Supplementary Information Document (SID) and Scheme Particulars before making an investment decision.** All of the portfolio's expenses are charged to capital, which can reduce the potential for capital growth. The NURS KIID, SID and Scheme Particulars are available from Jupiter on request. For definitions please see the glossary of this factsheet or at [www.jupiteram.com](http://www.jupiteram.com).

**Fund Manager Style**

The philosophy of unconstrained investing by the Jupiter Independent Funds Team adheres to the following principles:

**Invest for the future**

Make decisions looking forwards, not backwards, recognising that indices (benchmarks) at best reflect the current situation.

**Invest with talented individuals**

Investment is a people business; the skills of individuals (fund managers) and identification of their 'style bias' are critical for success.

**Back your convictions**

When you find the right combination of a fund manager with the 'wind behind them', make sure you have enough money invested with them to make a difference.

**Regular withdrawal facility**

This is available for all the Jupiter Merlin Portfolios with a minimum lump sum investment of £5,000 per portfolio. You can choose the amount paid to you each month or quarterly. Any such withdrawals which exceed investment returns will result in an erosion of capital.

**3rd Party Links**

The Jupiter Merlin Portfolios are available via a wide range of platforms, wraps, and Life and Pension companies both onshore and offshore.

**Investment Opportunities**

Unit Trust | SIPP (via 3rd party links) | ISA | ISA Transfers.

**Enhanced Reporting**

We provide in-depth reporting to keep you informed, not confused. Portfolio statements include Manager's Commentary, half-yearly and annual Reports.

**Fund Holdings as at 30.04.2022**

<b>Global Equities</b>	<b>42.3%</b>
BlackRock Gold & General BlackRock Natural Resources Growth & Income Bluebox Global Technology Fundsmith Equity Jupiter Global Equity Growth Unconstrained Jupiter Global Value M&G Global Dividend	
<b>UK Equities</b>	<b>23.2%</b>
Jupiter Income Trust Man GLG Income TB Evenlode Income	
<b>US Equities</b>	<b>13.3%</b>
Findlay Park American	
<b>Fixed Interest</b>	<b>8.7%</b>
Allianz Strategic Bond Jupiter Strategic Bond	
<b>Other</b>	<b>5.4%</b>
Mayfair Capital Commercial Propert Wisdomtree Core - Physical Gold	
<b>Japanese Equities</b>	<b>5.1%</b>
LF Morant Wright Nippon Yield	
<b>Cash</b>	<b>2.0%</b>
<b>Total<sup>1</sup></b>	<b>100.0%</b>

<sup>1</sup>The figures may not equal 100% due to rounding.

**Charges and Codes**

Share Class	Income Distribution Policy	ISIN	Bloomberg	Initial Charge (max.)	Ongoing Charges Figure	Annual Management Charge (max.)	Minimum Initial Investment	Minimum Top Up Investment
I GBP ACC	Accumulation	GB00B4351D99	JUPNEIA LN	0.00%	1.54%	0.75%	GBP 1,000,000	GBP 50,000
L GBP ACC	Accumulation	GB0031845141	JUPNEPA LN	0.00%	2.29%	1.50%	GBP 500	GBP 250
L GBP INC	Semi-Annual paid out	GB0031910754	JUPNEPI LN	0.00%	2.29%	1.50%	GBP 500	GBP 250
I GBP INC	Semi-Annual paid out	GB00B3X5X818	JUPNEII LN	0.00%	1.54%	0.75%	GBP 1,000,000	GBP 50,000
J GBP ACC	Accumulation	GB00BJJQF060	JUMEBJG	0.00%	1.99%	1.20%	GBP 500	GBP 250
J GBP INC	Semi-Annual paid out	GB00BJJQF391	JUJMBJG	0.00%	1.99%	1.20%	GBP 500	GBP 250

The Ongoing Charges Figure includes the Annual Management Charge and aggregate operating expenses chargeable to the fund. Where the fund invests in other funds, it includes the impact of the charges made in those other funds. Jupiter does not engage in stock lending. For details of all units and fees and charges, please refer to the Scheme Particulars and Annual Report for each financial year.

**Fund Information as at 30.04.2022****Product Information**

Launch Date Fund:	01.10.2002
Launch Date Share Class:	19.09.2011
Morningstar Category:	GBP Moderately Adventurous Allocation
Target Benchmark:	IA Mixed Investment 40-85% Shares

**Yield**

Historic Yield	1.90%
----------------	-------

The Historic Yield reflects distributions declared over the past twelve months as a percentage of the unit price, as at the date shown. Historic yield figures are not a guide or guarantee for the expected level of distributions to be received, and may fluctuate significantly during times of extreme market and economic volatility. It does not include any initial charge and investors may be subject to tax on their distributions. The Fund takes charges from capital of the Fund. This effectively increases distributions but constrains the fund's capital performance.

**Price Information**

Valuation Day:	Every Business Day in the United Kingdom
Base Currency Fund:	GBP
Currency Share Class:	GBP
Available on:	-

**Fund Size**

Fund Value:	GBP 1,898m
Holdings:	16

**Distribution**

XD Date	01/06; 01/12
Payment Date	31/01; 31/07

**Benchmark Information:** Target benchmark - IA Mixed Investment 40%-85% Shares Sector. Many funds sold in the UK are grouped into sectors by the Investment Association (the trade body that represents UK investment managers), to help investors to compare funds with broadly similar characteristics. This Fund is classified in the IA Mixed Investment 40%-85% Shares Sector. The Fund is actively managed. This means the fund manager is taking investment decisions with the intention of achieving the Fund's investment objective; this may include decisions regarding asset selection, regional allocation, sector views and overall level of exposure to the market.

# Jupiter Merlin Growth Portfolio

The Jupiter Independent Funds Team

## Fund Objective and Investment Policy

**Objective:** The objective of the Fund is to provide a return, net of fees, higher than the IA Flexible Investment Sector average over the long term (at least five years).

**Policy:** At least 70% of the Fund is invested in collective investment schemes. Up to 30% of the Fund may be invested in other assets, including shares of companies, cash and near cash.

## Fund Management

The Jupiter Merlin Portfolios are managed by the Jupiter Independent funds team, consisting from left to right of Algy Smith-Maxwell, Alastair Irvine, John Chatfeild-Roberts, David Lewis, Amanda Sillars and George Fox.

## Risk and Reward Profile



**Synthetic Risk Reward Indicator (SRRI):** The SRRI is based on past data, may change over time and may not be a reliable indication of the future risk profile of the fund. The lowest category does not mean 'no risk'. Please see the KIID for further information.



## Fund Ratings and Awards



Ratings should not be taken as a recommendation. © 2022 Morningstar, Inc. All rights reserved. The information contained herein: (1) is proprietary to Morningstar and/or its content providers; (2) may not be copied or distributed; and (3) is not warranted to be accurate, complete, or timely. Neither Morningstar nor its content providers are responsible for any damages or losses arising from any use of this information. Past performance is no guarantee of future results.

## Fund Performance as at 30.04.2022

Performance (%)	1 m	3 m	YTD	1 yr	3 yrs	5 yrs	10 yrs
Fund	-1.4	0.7	-3.9	5.7	26.1	43.8	140.7
Target Benchmark	-2.1	-0.9	-5.6	-0.5	18.9	29.7	97.6
Quartile Ranking	2	1	2	1	1	1	1

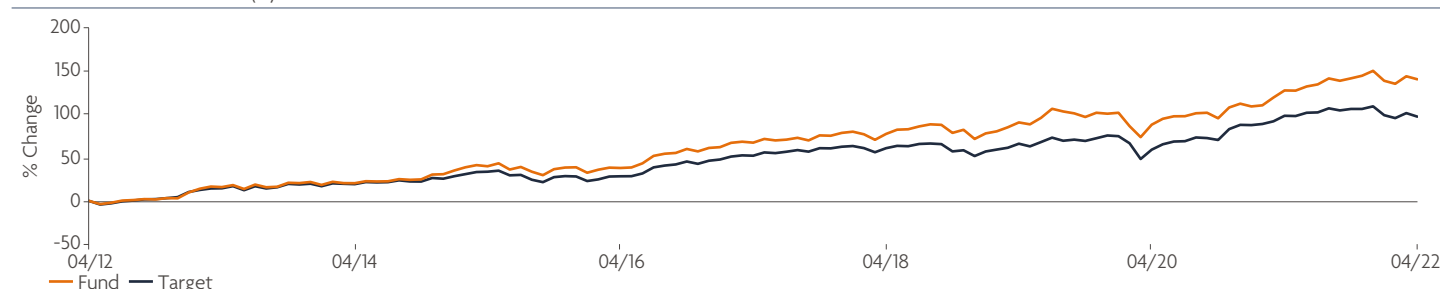
## Rolling 12-month Performance (%)

	01 May '21 to 30 Apr '22	01 May '20 to 30 Apr '21	01 May '19 to 30 Apr '20	01 May '18 to 30 Apr '19	01 May '17 to 30 Apr '18	01 May '16 to 30 Apr '17	01 May '15 to 30 Apr '16	01 May '14 to 30 Apr '15	01 May '13 to 30 Apr '14	01 May '12 to 30 Apr '13
Fund	5.7	21.0	-1.4	7.5	6.1	21.2	-1.4	16.3	3.9	16.0
Target Benchmark	-0.5	24.7	-4.2	3.2	5.7	18.5	-4.0	12.0	4.2	14.6

## Calendar Year Performance (%)

	2021	2020	2019	2018	2017	2016	2015	2014	2013	2012
Fund	17.9	5.8	17.0	-3.9	10.8	16.2	6.1	7.4	18.3	7.3
Target Benchmark	11.4	7.0	15.6	-6.6	11.1	14.2	2.1	4.8	14.8	10.3

## Performance Over 10 Years (%)



**Past Performance is no guide to the future.** Fund performance data is calculated on a bid to NAV or NAV to NAV basis dependent on the period of reporting, all performance is net of fees with income reinvested. Source: Morningstar. 30.04.2022. In line with the IA (Investment Association) methodology, performance data covering periods prior to share class launch includes returns calculated using the fund's highest fee share class. Performance data covering the period since share class launch is a record of actual returns achieved by the share class shown. The fund class performance has been extended using the performance of an older share class.

## Risks

Market and exchange rate movements can cause the value of an investment to fall as well as rise, and you may get back less than originally invested. **Investors should carefully read the Key Investor Information Document (KIID), Supplementary Information Document (SID) and Scheme Particulars before making an investment decision.** The NURS KIID, SID and Scheme Particulars are available from Jupiter on request. For definitions please see the glossary of this factsheet or at [www.jupiteram.com](http://www.jupiteram.com).

**Fund Manager Style**

The philosophy of unconstrained investing by the Jupiter Independent Funds Team adheres to the following principles:

**Invest for the future**

Make decisions looking forwards, not backwards, recognising that indices (benchmarks) at best reflect the current situation.

**Invest with talented individuals**

Investment is a people business; the skills of individuals (fund managers) and identification of their 'style bias' are critical for success.

**Back your convictions**

When you find the right combination of a fund manager with the 'wind behind them', make sure you have enough money invested with them to make a difference.

**Regular withdrawal facility**

This is available for all the Jupiter Merlin Portfolios with a minimum lump sum investment of £5,000 per portfolio. You can choose the amount paid to you each month or quarterly. Any such withdrawals which exceed investment returns will result in an erosion of capital.

**3rd Party Links**

The Jupiter Merlin Portfolios are available via a wide range of platforms, wraps, and Life and Pension companies both onshore and offshore.

**Investment Opportunities**

Unit Trust | SIPP (via 3rd party links) | ISA | ISA Transfers.

**Enhanced Reporting**

We provide in-depth reporting to keep you informed, not confused. Portfolio statements include Manager's Commentary, half-yearly and annual Reports.

**Fund Holdings as at 30.04.2022**

<b>Global Equities</b>	<b>44.7%</b>
Blackrock Gold and General BlackRock Natural Resources Growth & Income Bluebox Global Technology Fundsmith Equity Jupiter Global Equity Growth Unconstrained M&G Global Dividend	
<b>US Equities</b>	<b>22.8%</b>
Findlay Park American	
<b>UK Equities</b>	<b>21.3%</b>
Jupiter UK Growth Jupiter Uk Special Situations I Man GLG Income TB Evenlode Income	
<b>Japanese Equities</b>	<b>8.2%</b>
LF Morant Wright Japan	
<b>Other</b>	<b>2.1%</b>
Wisdomtree Core - Physical Gold	
<b>Cash</b>	<b>1.0%</b>
<b>Total<sup>1</sup></b>	<b>100.0%</b>

<sup>1</sup>The figures may not equal 100% due to rounding.

**Charges and Codes**

Share Class	Income Distribution Policy	ISIN	Bloomberg	Initial Charge (max.)	Ongoing Charges Figure	Annual Management Charge (max.)	Minimum Initial Investment	Minimum Top Up Investment
I GBP ACC	Accumulation	GB00B6QGLF53	JUPMGIA LN	0.00%	1.70%	0.75%	GBP 1,000,000	GBP 50,000
L GBP INC	Semi-Annual paid out	GB0003629150	GABRBRI LN	0.00%	2.45%	1.50%	GBP 500	GBP 250
L GBP ACC	Accumulation	GB0003629267	GABRBRA LN	0.00%	2.45%	1.50%	GBP 500	GBP 250
I GBP INC	Semi-Annual paid out	GB00B8K5LH40	JUPMGII LN	0.00%	1.70%	0.75%	GBP 1,000,000	GBP 50,000
J GBP ACC	Accumulation	GB00BJJQFB79	JUJMGJG	0.00%	2.15%	1.20%	GBP 500	GBP 250
J GBP INC	Semi-Annual paid out	GB00BJJQFH32	JUPMGJI	0.00%	2.15%	1.20%	GBP 500	GBP 250

The Ongoing Charges Figure includes the Annual Management Charge and aggregate operating expenses chargeable to the fund. Where the fund invests in other funds, it includes the impact of the charges made in those other funds. Jupiter does not engage in stock lending. For details of all units and fees and charges, please refer to the Scheme Particulars and Annual Report for each financial year.

**Fund Information as at 30.04.2022****Product Information**

Launch Date Fund:	14.09.1992
Launch Date Share Class:	19.09.2011
Morningstar Category:	GBP Adventurous Allocation
Target Benchmark:	IA Flexible Investment

**Price Information**

Valuation Day:	Every Business Day in the United Kingdom
Base Currency Fund:	GBP
Currency Share Class:	GBP
Available on:	www.jupiteram.com

**Fund Size**

Fund Value:	GBP 1,700m
Holdings:	13

**Distribution**

XD Date	01/03; 01/09
Payment Date	-

**Benchmark Information:** Target benchmark - IA Flexible Investment Sector. Many funds sold in the UK are grouped into sectors by the Investment Association (the trade body that represents UK investment managers), to help investors to compare funds with broadly similar characteristics. This Fund is classified in the IA Flexible Investment Sector.

The Fund is actively managed. This means the fund manager is taking investment decisions with the intention of achieving the Fund's investment objective; this may include decisions regarding asset selection, regional allocation, sector views and overall level of exposure to the market.

# Jupiter Merlin Worldwide Portfolio

The Jupiter Independent Funds Team

## Fund Objective and Investment Policy

**Objective:** The objective of the Fund is to provide a return, net of fees, higher than the IA Global Sector average over the long term (five years).

**Policy:** At least 70% of the Fund is invested in collective investment schemes. Up to 30% of the Fund may be invested in other assets, including shares of companies, cash and near cash.

## Fund Management

The Jupiter Merlin Portfolios are managed by the Jupiter Independent funds team, consisting from left to right of Algy Smith-Maxwell, Alastair Irvine, John Chatfeild-Roberts, David Lewis, Amanda Sillars and George Fox.

## Risk and Reward Profile



**Synthetic Risk Reward Indicator (SRRI):** The SRRI is based on past data, may change over time and may not be a reliable indication of the future risk profile of the fund. The lowest category does not mean 'no risk'. Please see the KIID for further information.



## Fund Ratings and Awards



Ratings should not be taken as a recommendation. © 2022 Morningstar, Inc. All rights reserved. The information contained herein: (1) is proprietary to Morningstar and/or its content providers; (2) may not be copied or distributed; and (3) is not warranted to be accurate, complete, or timely. Neither Morningstar nor its content providers are responsible for any damages or losses arising from any use of this information. Past performance is no guarantee of future results.

## Fund Performance as at 30.04.2022

### Performance (%)

	1 m	3 m	YTD	1 yr	3 yrs	5 yrs	10 yrs
Fund	-2.2	0.3	-5.5	2.2	23.2	44.3	135.5
Target Benchmark	-3.2	-0.9	-8.0	0.5	32.7	55.9	179.2
Quartile Ranking	2	2	2	2	4	4	4

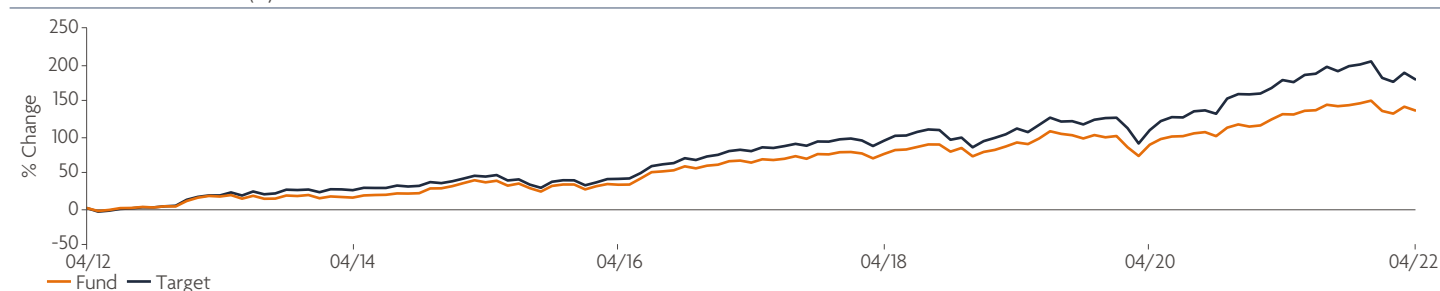
### Rolling 12-month Performance (%)

	01 May '21 to 30 Apr '22	01 May '20 to 30 Apr '21	01 May '19 to 30 Apr '20	01 May '18 to 30 Apr '19	01 May '17 to 30 Apr '18	01 May '16 to 30 Apr '17	01 May '15 to 30 Apr '16	01 May '14 to 30 Apr '15	01 May '13 to 30 Apr '14	01 May '12 to 30 Apr '13
Fund	2.2	22.6	-1.7	9.1	7.3	23.2	-2.5	18.6	-1.3	16.1
Target Benchmark	0.5	33.4	-1.1	8.7	8.1	27.4	-2.3	15.1	6.2	17.7

### Calendar Year Performance (%)

	2021	2020	2019	2018	2017	2016	2015	2014	2013	2012
Fund	15.2	9.1	15.3	-3.2	11.7	19.7	4.2	7.9	15.5	6.8
Target Benchmark	17.6	14.8	22.0	-5.7	13.9	23.9	2.9	7.0	21.8	9.7

### Performance Over 10 Years (%)



**Past Performance is no guide to the future.** Fund performance data is calculated on a bid to NAV or NAV to NAV basis dependent on the period of reporting, all performance is net of fees with income reinvested. Source: Morningstar. 30.04.2022. In line with the IA (Investment Association) methodology, performance data covering periods prior to share class launch includes returns calculated using the fund's highest fee share class. Performance data covering the period since share class launch is a record of actual returns achieved by the share class shown. The fund class performance has been extended using the performance of an older share class.

## Risks

Market and exchange rate movements can cause the value of an investment to fall as well as rise, and you may get back less than originally invested. **Investors should carefully read the Key Investor Information Document (KIID), Supplementary Information Document (SID) and Scheme Particulars before making an investment decision.** The NURS KIID, SID and Scheme Particulars are available from Jupiter on request. For definitions please see the glossary of this factsheet or at [www.jupiteram.com](http://www.jupiteram.com).

**Fund Manager Style**

The philosophy of unconstrained investing by the Jupiter Independent Funds Team adheres to the following principles:

**Invest for the future**

Make decisions looking forwards, not backwards, recognising that indices (benchmarks) at best reflect the current situation.

**Invest with talented individuals**

Investment is a people business; the skills of individuals (fund managers) and identification of their 'style bias' are critical for success.

**Back your convictions**

When you find the right combination of a fund manager with the 'wind behind them', make sure you have enough money invested with them to make a difference.

**Regular withdrawal facility**

This is available for all the Jupiter Merlin Portfolios with a minimum lump sum investment of £5,000 per portfolio. You can choose the amount paid to you each month or quarterly. Any such withdrawals which exceed investment returns will result in an erosion of capital.

**3rd Party Links**

The Jupiter Merlin Portfolios are available via a wide range of platforms, wraps, and Life and Pension companies both onshore and offshore.

**Investment Opportunities**

Unit Trust | SIPP (via 3rd party links) | ISA | ISA Transfers.

**Enhanced Reporting**

We provide in-depth reporting to keep you informed, not confused. Portfolio statements include Manager's Commentary, half-yearly and annual Reports.

**Fund Holdings as at 30.04.2022**

<b>Global Equities</b>	<b>58.1%</b>
Blackrock Gold and General Blackrock Natural Resources Growth & Income Fund Bluebox Global Technology Fundsmith Equity Jupiter Global Equity Growth Unconstrained Jupiter Global Value M&G Global Dividend	
<b>US Equities</b>	<b>23.0%</b>
Findlay Park American	
<b>Japanese Equities</b>	<b>11.0%</b>
Jupiter Japan Select LF Morant Wright Japan	
<b>UK Equities</b>	<b>5.4%</b>
Chrysalis Investments Man GLG Income	
<b>Other</b>	<b>2.2%</b>
Wisdomtree Core - Physical Gold	
<b>Cash</b>	<b>0.3%</b>
<b>Total<sup>1</sup></b>	<b>100.0%</b>

<sup>1</sup>The figures may not equal 100% due to rounding.

**Charges and Codes**

Share Class	Income Distribution Policy	ISIN	Bloomberg	Initial Charge (max.)	Ongoing Charges Figure	Annual Management Charge (max.)	Minimum Initial Investment	Minimum Top Up Investment
I GBP ACC	Accumulation	GB00B53LG951	JUPMWIA LN	0.00%	1.63%	0.75%	GBP 1,000,000	GBP 50,000
L GBP INC	Annual paid out	GB0003699831	GABRWVI LN	0.00%	2.38%	1.50%	GBP 500	GBP 250
L GBP ACC	Accumulation	GB0031667834	GABRWVA LN	0.00%	2.38%	1.50%	GBP 500	GBP 250
I GBP INC	Annual paid out	GB00B8D78Y38	JUPMWII LN	0.00%	1.63%	0.75%	GBP 1,000,000	GBP 50,000
J GBP ACC	Accumulation	GB00BJJQFM84	JUPMWJA	0.00%	2.08%	1.20%	GBP 500	GBP 250
J GBP INC	Annual paid out	GB00BJJQFN91	JUPMWJI	0.00%	2.08%	1.20%	GBP 500	GBP 250

The Ongoing Charges Figure includes the Annual Management Charge and aggregate operating expenses chargeable to the fund. Where the fund invests in other funds, it includes the impact of the charges made in those other funds. Jupiter does not engage in stock lending. For details of all units and fees and charges, please refer to the Scheme Particulars and Annual Report for each financial year.

**Fund Information as at 30.04.2022****Product Information**

Launch Date Fund:	17.06.1993
Launch Date Share Class:	19.09.2011
Morningstar Category:	Global Large-Cap Blend Equity
Target Benchmark:	IA Global

**Price Information**

Valuation Day:	Every Business Day in the United Kingdom
Base Currency Fund:	GBP
Currency Share Class:	GBP
Available on:	www.jupiteram.com

**Fund Size**

Fund Value:	GBP 450m
Holdings:	13

**Distribution**

XD Date	1/6
Payment Date	31/7

**Benchmark Information:** Target benchmark - IA Global Sector. Many funds sold in the UK are grouped into sectors by the Investment Association (the trade body that represents UK investment managers), to help investors to compare funds with broadly similar characteristics. This Fund is classified in the IA Global Sector. The Fund is actively managed. This means the fund manager is taking investment decisions with the intention of achieving the Fund's investment objective; this may include decisions regarding asset selection, regional allocation, sector views and overall level of exposure to the market.

# Jupiter Merlin Conservative Portfolio

The Jupiter Independent Funds Team

## Fund Objective and Investment Policy

**Objective:** The objective of the Fund is to provide a return, net of fees, that is higher than the IA Mixed Investment 0%-35% Shares Sector average over the long term (at least five years).

**Policy:** At least 70% of the Fund is invested in collective investment schemes, with at least 60 per cent of the Fund's assets invested directly or indirectly in fixed interest securities. Up to 30% of the Fund may be invested in other assets, including shares of companies, cash and near cash.

## Fund Management

The Jupiter Merlin Portfolios are managed by the Jupiter Independent funds team, consisting from left to right of Algy Smith-Maxwell, Alastair Irvine, John Chatfeild-Roberts, David Lewis, Amanda Sillars and George Fox.

## Risk and Reward Profile



**Synthetic Risk Reward Indicator (SRRI):** The SRRI is based on past data, may change over time and may not be a reliable indication of the future risk profile of the fund. The lowest category does not mean 'no risk'. Please see the KIID for further information.



## Fund Ratings and Awards



Ratings should not be taken as a recommendation. © 2022 Morningstar, Inc. All rights reserved. The information contained herein: (1) is proprietary to Morningstar and/or its content providers; (2) may not be copied or distributed; and (3) is not warranted to be accurate, complete, or timely. Neither Morningstar nor its content providers are responsible for any damages or losses arising from any use of this information. Past performance is no guarantee of future results.

## Fund Performance as at 30.04.2022

### Performance (%)

	1 m	3 m	YTD	1 yr	3 yrs	5 yrs	SI
Fund	-2.1	-2.9	-5.4	-3.3	10.3	17.3	46.0
Target Benchmark	-1.9	-2.3	-4.9	-3.0	5.4	9.5	38.3
Quartile Ranking	3	2	2	2	1	1	-

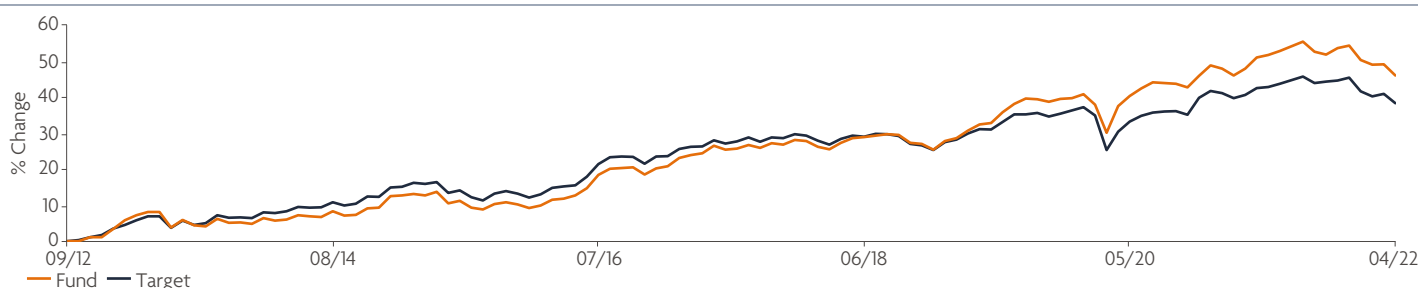
### Rolling 12-month Performance (%)

	01 May '21 to 01 May '20 to 30 Apr '22	01 May '19 to 01 May '20 to 30 Apr '21	01 May '18 to 01 May '19 to 30 Apr '20	01 May '17 to 01 May '18 to 30 Apr '19	01 May '16 to 01 May '17 to 30 Apr '18	01 May '15 to 01 May '16 to 30 Apr '17	01 May '14 to 01 May '15 to 30 Apr '16	01 May '13 to 01 May '14 to 30 Apr '15	01 May '12 to 01 May '13 to 30 Apr '14	01 May '11 to 01 May '12 to 30 Apr '13
Fund	-3.3	9.8	3.9	4.0	2.3	11.3	-0.8	6.3	-1.9	-
Target Benchmark	-3.0	9.3	-0.5	2.1	1.7	9.7	-0.6	7.1	1.3	-

### Calendar Year Performance (%)

	2021	2020	2019	2018	2017	2016	2015	2014	2013	2012
Fund	3.7	6.6	11.4	-2.1	6.6	9.0	0.9	3.8	4.1	-
Target Benchmark	2.6	4.0	8.8	-3.4	5.0	9.1	0.9	5.3	4.8	-

### Performance Since Launch (%)



**Past Performance is no guide to the future.** Fund performance data is calculated on a bid to NAV or NAV to NAV basis dependent on the period of reporting, all performance is net of fees with income reinvested. Source: Morningstar. 30.04.2022. In line with the IA (Investment Association) methodology, performance data covering periods prior to share class launch includes returns calculated using the fund's highest fee share class. Performance data covering the period since share class launch is a record of actual returns achieved by the share class shown.

## Risks

Market and exchange rate movements can cause the value of an investment to fall as well as rise, and you may get back less than originally invested. **Investors should carefully read the Key Investor Information Document (KIID), Supplementary Information Document (SID) and Scheme Particulars before making an investment decision.** All of the portfolio's expenses are charged to capital, which can reduce the potential for capital growth. The NURS KIID, SID and Scheme Particulars are available from Jupiter on request. This portfolio can invest more than 35% of its value in securities issued or guaranteed by an EEA state. For definitions please see the glossary of this factsheet or at [www.jupiteram.com](http://www.jupiteram.com).

**Fund Manager Style**

The philosophy of unconstrained investing by the Jupiter Independent Funds Team adheres to the following principles:

**Invest for the future**

Make decisions looking forwards, not backwards, recognising that indices (benchmarks) at best reflect the current situation.

**Invest with talented individuals**

Investment is a people business; the skills of individuals (fund managers) and identification of their 'style bias' are critical for success.

**Back your convictions**

When you find the right combination of a fund manager with the 'wind behind them', make sure you have enough money invested with them to make a difference.

**Regular withdrawal facility**

This is available for all the Jupiter Merlin Portfolios with a minimum lump sum investment of £5,000 per portfolio. You can choose the amount paid to you each month or quarterly. Any such withdrawals which exceed investment returns will result in an erosion of capital.

**3rd Party Links**

The Jupiter Merlin Portfolios are available via a wide range of platforms, wraps, and Life and Pension companies both onshore and offshore.

**Investment Opportunities**

Unit Trust | SIPP (via 3rd party links) | ISA | ISA Transfers.

**Enhanced Reporting**

We provide in-depth reporting to keep you informed, not confused. Portfolio statements include Manager's Commentary, half-yearly and annual Reports.

**Fund Holdings as at 30.04.2022**

<b>Fixed Interest</b>	<b>59.0%</b>
Allianz Strategic Bond Hermes Multi Strategy Credit Jupiter Corporate Bond Jupiter Global High Yield Bond Jupiter Strategic Bond TwentyFour Global Unconstrained Bond	
<b>Global Equities</b>	<b>18.8%</b>
BlackRock Natural Resources Growth & Income Bluebox Global Technology Fundsmith Equity Jupiter Global Value	
<b>UK Equities</b>	<b>11.6%</b>
Jupiter UK Special Situations Man GLG Income TB Evenlode Income	
<b>Other</b>	<b>5.4%</b>
Wisdomtree Core - Physical Gold	
<b>Japanese Equities</b>	<b>1.7%</b>
LF Morant Wright Nippon	
<b>Absolute Return</b>	<b>1.4%</b>
Tm Tellwor Uk Inc & Gro-Fgbpi	
<b>Cash</b>	<b>2.1%</b>
<b>Total<sup>1</sup></b>	<b>100.0%</b>

<sup>1</sup>The figures may not equal 100% due to rounding.

**Charges and Codes**

Share Class	Income Distribution Policy	ISIN	Bloomberg	Initial Charge (max.)	Ongoing Charges Figure	Annual Management Charge (max.)	Minimum Initial Investment	Minimum Top Up Investment
I GBP ACC	Accumulation	GB00B8GDL536	JUPMCIA LN	0.00%	0.95%	0.50%	GBP 1,000,000	GBP 50,000
I GBP INC	Quarterly paid out	GB00B8GDLV64	JUPMCII LN	0.00%	0.95%	0.50%	GBP 1,000,000	GBP 50,000
L GBP ACC	Accumulation	GB00B8GDMB34	JUPMCVA LN	0.00%	1.70%	1.25%	GBP 500	GBP 250
L GBP INC	Quarterly paid out	GB00B8GDMD57	JUPMCVI LN	0.00%	1.70%	1.25%	GBP 500	GBP 250
J GBP ACC	Accumulation	GB00BJJQF516	JUJMCJG	0.00%	1.40%	0.95%	GBP 500	GBP 250
J GBP INC	Quarterly paid out	GB00BJJQF623	JUPMCJI	0.00%	1.40%	0.95%	GBP 500	GBP 250

The Ongoing Charges Figure includes the Annual Management Charge and aggregate operating expenses chargeable to the fund. Where the fund invests in other funds, it includes the impact of the charges made in those other funds. Jupiter does not engage in stock lending. For details of all units and fees and charges, please refer to the Scheme Particulars and Annual Report for each financial year.

**Fund Information as at 30.04.2022****Product Information**

Launch Date Fund:	28.09.2012
Launch Date Share Class:	28.09.2012
Morningstar Category:	GBP Moderately Cautious Allocation
Target Benchmark:	IA Mixed Investment 0-35% Shares

**Yield**

Distribution Yield	2.10%
--------------------	-------

The Distribution Yield reflects the amounts that may be expected to be distributed over the next twelve months as a percentage of the mid-market unit price of the fund as at the date shown is based on a snapshot of the portfolio on that day. It does not include any initial charge and investors may be subject to tax on distributions. The Distribution Yield is the same as the Underlying Yield for this fund. All of the Fund's expenses are charged to capital, which can reduce the potential for capital growth. This has had the effect of increasing the distributions paid on an annualised basis on I-Class Units by up to 0.63% of the class' average Net Asset Value during the period under review and constraining the class' capital performance to an equivalent extent.

**Price Information**

Valuation Day:	Every Business Day in the United Kingdom
Base Currency Fund:	GBP
Currency Share Class:	GBP
Available on:	www.jupiteram.com

**Fund Size**

Fund Value:	GBP 240m
Holdings:	16

**Distribution**

XD Date	01/03; 01/06; 01/09; 01/12
Payment Date	31/01; 30/04; 31/07; 31/10

**Benchmark Information:** Target benchmark - IA Mixed Investment 0%-35% Shares Sector. Many funds sold in the UK are grouped into sectors by the Investment Association (the trade body that represents UK investment managers), to help investors to compare funds with broadly similar characteristics. This Fund is classified in the IA Mixed Investment 0%-35% Shares Sector. The Fund is actively managed. This means the fund manager is taking investment decisions with the intention of achieving the Fund's investment objective; this may include decisions regarding asset selection, regional allocation, sector views and overall level of exposure to the market.

# Jupiter Merlin Real Return

The Jupiter Independent Funds Team

## Fund Objective and Investment Policy

**Objective:** The objective of the Fund is to achieve a return, net of fees, that is at least 3% per annum higher than the Consumer Price Index over 3-year rolling periods. Capital invested in the Fund is at risk and there is no guarantee that the investment objective will be achieved over 3-year rolling periods or in respect of any other time period. The Consumer Price Index is an inflationary indicator published monthly by the UK Office for National Statistics that measures the change in the cost of a fixed basket of products and services, including housing, electricity, food, and transportation.

**Policy:** At least 70% of the Fund is invested in collective investment schemes. Up to 30% of the Fund may be invested in other assets, including shares of companies, cash and near cash.

## Fund Management

The Jupiter Merlin Portfolios are managed by the Jupiter Independent funds team, consisting from left to right of Algy Smith-Maxwell, Alastair Irvine, John Chatfeild-Roberts, David Lewis, Amanda Sillars and George Fox.

## Risk and Reward Profile



**Synthetic Risk Reward Indicator (SRRI):** The SRRI is based on past data, may change over time and may not be a reliable indication of the future risk profile of the fund. The lowest category does not mean 'no risk'. Please see the KIID for further information.



## Fund Ratings and Awards

★★★★  
Morningstar Rating™

Ratings should not be taken as a recommendation. © 2022 Morningstar, Inc. All rights reserved. The information contained herein: (1) is proprietary to Morningstar and/or its content providers; (2) may not be copied or distributed; and (3) is not warranted to be accurate, complete, or timely. Neither Morningstar nor its content providers are responsible for any damages or losses arising from any use of this information. Past performance is no guarantee of future results.

## Fund Performance as at 30.04.2022

### Performance (%)

	1 m	3 m	YTD	1 yr	3 yrs	5 yrs	SI
Fund	-1.7	-0.5	-4.8	-2.5	8.5	-	5.7
Target Benchmark	1.3	3.8	3.9	10.5	19.9	-	24.9

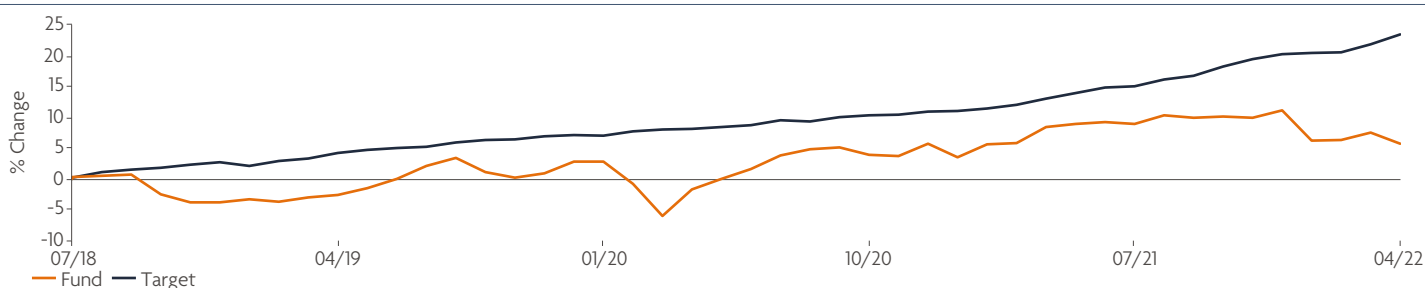
### Rolling 12-month Performance (%)

	01 May '21 to 30 Apr '22	01 May '20 to 30 Apr '21	01 May '19 to 30 Apr '20	01 May '18 to 30 Apr '19	01 May '17 to 30 Apr '18	01 May '16 to 30 Apr '17	01 May '15 to 30 Apr '16	01 May '14 to 30 Apr '15	01 May '13 to 30 Apr '14	01 May '12 to 30 Apr '13
Fund	-2.5	10.2	1.0	-	-	-	-	-	-	-
Target Benchmark	10.5	4.5	3.8	-	-	-	-	-	-	-

### Calendar Year Performance (%)

	2021	2020	2019	2018	2017	2016	2015	2014	2013	2012
Fund	5.1	2.8	6.9	-	-	-	-	-	-	-
Target Benchmark	8.4	3.6	4.3	-	-	-	-	-	-	-

### Performance Since Launch (%)



**Past Performance is no guide to the future.** Fund performance data is calculated on a bid to NAV or NAV to NAV basis dependent on the period of reporting, all performance is net of fees with income reinvested. Source: Morningstar. 30.04.2022. CPI +3% figures are to previous month end as current month end data has not yet been released.

## Risks

Market and exchange rate movements can cause the value of an investment to fall as well as rise, and you may get back less than originally invested. **Investors should carefully read the Key Investor Information Document (KIID), Supplementary Information Document (SID) and Scheme Particulars before making an investment decision.** The NURS KIID, SID and Scheme Particulars are available from Jupiter on request. For definitions please see the glossary of this factsheet or at [www.jupiteram.com](http://www.jupiteram.com).

**Fund Manager Style**

The philosophy of unconstrained investing by the Jupiter Independent Funds Team adheres to the following principles:

**Invest for the future**

Make decisions looking forwards, not backwards, recognising that indices (benchmarks) at best reflect the current situation.

**Invest with talented individuals**

Investment is a people business; the skills of individuals (fund managers) and identification of their 'style bias' are critical for success.

**Back your convictions**

When you find the right combination of a fund manager with the 'wind behind them', make sure you have enough money invested with them to make a difference.

**Regular withdrawal facility**

This is available for all the Jupiter Merlin Portfolios with a minimum lump sum investment of £5,000 per portfolio. You can choose the amount paid to you each month or quarterly. Any such withdrawals which exceed investment returns will result in an erosion of capital.

**3rd Party Links**

The Jupiter Merlin Portfolios are available via a wide range of platforms, wraps, and Life and Pension companies both onshore and offshore.

**Investment Opportunities**

Unit Trust | SIPP (via 3rd party links) | ISA | ISA Transfers.

**Enhanced Reporting**

We provide in-depth reporting to keep you informed, not confused. Portfolio statements include Manager's Commentary, half-yearly and annual Reports.

**Fund Holdings as at 30.04.2022**

<b>Absolute Return</b>	<b>41.6%</b>
Blackrock UK Emerging Companies Absolute Return Eleva Absolute Return Europe Man Funds GLG Alpha Select Tm Tellworth Uk Select-Fna	
<b>Global Equities</b>	<b>34.8%</b>
Blackrock Natural Resources Growth & Income Fund Bluebox Global Tec Fd-J Usd Acc Brook Developed Markets Fundsmith Equity Guinness Sustainable Energy Jupiter Global Equity Growth Unconstrained Jupiter Global Value	
<b>US Equities</b>	<b>6.0%</b>
Findlay Park American	
<b>Japanese Equities</b>	<b>5.1%</b>
LF Morant Wright Japan Fund	
<b>UK Equities</b>	<b>2.4%</b>
Chrysalis Investments	
<b>Other</b>	<b>2.4%</b>
Wisdomtree Core - Physical Gold	
<b>Cash</b>	<b>7.7%</b>
<b>Total<sup>1</sup></b>	<b>100.0%</b>

<sup>1</sup>The figures may not equal 100% due to rounding.

**Charges and Codes**

Share Class	Income Distribution Policy	ISIN	Bloomberg	Initial Charge (max.)	Ongoing Charges Figure	Annual Management Charge (max.)	Minimum Initial Investment	Minimum Top Up Investment
I GBP ACC	Accumulation	GB00BZ1M2690	JMRRIGA LN	0.00%	1.58%	0.50%	GBP 1,000,000	GBP 50,000
J GBP ACC	Accumulation	GB00BJJQL77	JMRRJGA	0.00%	2.03%	0.95%	GBP 500	GBP 250
L GBP ACC	Accumulation	GB00BZ1M2583	JMRRRGA LN	0.00%	2.33%	1.25%	GBP 500	GBP 250

The Ongoing Charges Figure includes the Annual Management Charge and aggregate operating expenses chargeable to the fund. Where the fund invests in other funds, it includes the impact of the charges made in those other funds. Jupiter does not engage in stock lending. For details of all units and fees and charges, please refer to the Scheme Particulars and Annual Report for each financial year.

**Fund Information as at 30.04.2022****Product Information**

Launch Date Fund:	09.07.2018
Launch Date Share Class:	09.07.2018
Morningstar Category:	Multistrategy GBP
Target Benchmark:	

**Price Information**

Valuation Day:	Every Business Day in the United Kingdom
Base Currency Fund:	GBP
Currency Share Class:	GBP
Available on:	www.jupiteram.com

**Fund Size**

Fund Value:	GBP 7m
Holdings:	15

**Distribution**

XD Date	1/7
Payment Date	31/8

**Benchmark Information:** Target benchmark - CPI + 3% p.a. over rolling three years. The Consumer Price Index is an inflationary indicator published monthly by the UK Office for National Statistics that measures the change in the cost of a fixed basket of products and services, including housing, electricity, food, and transportation and is a good relative measure to assess real capital appreciation. The Fund is actively managed. This means the fund manager is taking investment decisions with the intention of achieving the Fund's investment objective; this may include decisions regarding asset selection, regional allocation, sector views and overall level of exposure to the market. The fund manager is not in any way constrained by a benchmark in their portfolio positioning.

**Index and Sector Disclaimer:** Investments that aim to react in a similar way as the Consumer Price Index (CPI) are likely to provide a degree of protection to investor capital which is not provided by investment into the Jupiter Merlin Real Return. Industry Classification Benchmark ('ICB') is a product of FTSE International Limited ('FTSE') and all intellectual property rights in and to ICB vest in FTSE. Jupiter Asset Management Limited has been licensed by FTSE to use ICB. 'FTSE' is a trade mark owned by the London Stock Exchange Plc and is used by FTSE under licence. FTSE and its licensors do not accept liability to any person for any loss or damage arising out of any error or omission in ICB.

## Jupiter Factsheets - Glossary of Terms

**Absolute return:** the total return of an asset, portfolio or fund over a given period of time OR an investment approach that attempts to achieve a return which is not benchmarked against an index.

**Ask / Bid price:** the lowest price a seller is willing to sell a security for / the highest price a buyer is willing to pay for a security.

**Bond** a debt instrument ('I Owe You') issued by a company (corporate bond), government (sovereign/government bond) or other institution in order to raise money. In most cases, bonds pay a fixed interest rate (coupon) over a fixed period of time and will be repaid on a particular date. See **Coupon**.

**CFROI:** means cash flow return on investment.

**Convertibles:** securities (e.g. bonds or preference shares) that can be exchanged at some point in the future for a specified number of shares at a specified price of the company issuing the securities. See **Bond**.

**Coupon:** denotes the interest in % paid on a bond See **Bond**.

**Credit rating:** an assessment of a borrower's credit worthiness, i.e. the likelihood of the borrower to repay its debts.

**Delta/Weighted Average Delta:** delta measures the change in value of a derivative from a change in the price of the underlying asset. It is sometimes referred to as the "hedge ratio." **Weighted Average Delta** refers to the overall delta of a collection of derivatives based on the delta of each individual derivative and their respective "weight" or size in the collection as a whole. See **Derivative**.

**Derivative:** a financial instrument that derives its value from its underlying assets. Common underlying assets include stocks, bonds, commodities, currencies, interest rates and market indices. Futures contracts, forward contracts, options and swaps are the most common types of derivatives. Derivatives can be purchased 'on margin', i.e. at a fraction of the value of the underlying asset. Thus, they are 'leveraged' instruments where the risk of loss can be greater than the initial outlay. Derivatives can be used like insurance contracts (i.e. to hedge market risk) or for investment purposes. See **Hedge, Leverage**

**Distribution Yield:** the total interest paid by a fund divided by the fund's value.

**Duration/Modified Duration:** Duration estimates the sensitivity of a bond or bond fund to changes in interest rates. It is measured in years. The longer a bond's duration, the more sensitive it is to interest rate movements. **Modified duration** estimates the effect that a 1% change in interest rates will have on the price of a bond or bond fund.

**Economic Gross:** the gross exposure adjusted to account for investments with mutually exclusive outcomes, for example a short position hedge on a share that is also held as a long position. See **Gross exposure, Long/short position, Hedge**.

**Effective duration** estimates the sensitivity of a bond's price to changes in benchmark interest rates. Effective duration is required for the measurement of interest rate risk for complex types of bonds. See **Bond**.

**Engagement:** means dialogue with management teams and boards, including non-executive directors. Engagement enables us to assess and influence how businesses are managed.

**Equity:** a share representing an ownership interest in a company. Equity market means stock market.

**Exchange Traded Fund (ETF):** a fund vehicle that is traded like a stock on a stock exchange. It is used to track and mimic the performance of a specific market index.

**Exposure:** describes the level of risk to a particular asset, asset type, sector, market or government. Also, the directional market exposure of a (absolute return) fund. See **Absolute Return, Gross/Net exposure**.

**Fixed interest/income:** denotes debt instruments (securities) that pay a fixed interest rate (e.g. bond, commercial paper). Also, a universal term for bond or debt investing. See **Bond**

**Floating rate note (FRN):** a bond with a variable interest rate. The interest rate is variable as it is tied to a benchmark such as LIBOR (London Interbank Offered Rate). See **Bond**.

**Futures:** an exchange traded contract between two parties to buy or sell a commodity or a financial instrument at a pre-determined price at a future date. See **Bond Future, Derivative**.

**Gearing:** measures a company's borrowings (debt) as a proportion of assets. See **Leverage**.

**Gross exposure:** the percentage value of the long positions plus the percentage value of the short positions. See **Net exposure**.

**Hedge:** an investment designed to reduce the risk of adverse price movements in an asset by taking an offsetting position. Derivatives are usually used as hedging tools. See **Derivative**.

**High Water Mark:** the highest level that a fund's net asset value (NAV) has reached at the end of any 12-month accounting period. See **Net Asset Value**.

**High yield bond:** a bond with a high coupon payment and typically a low/no credit rating (below investment grade, e.g. BBB-). See **Bond, Coupon**.

**Hurdle Rate:** the minimum level of return required before a fund can charge a performance fee. See **Performance fee**.

**Leverage:** the use of financial instruments (e.g. debt) to increase the potential return of an investment. See **Notional value**.

**Liquidity:** measures how easily an asset or security can be converted into cash.

**Long/short position:** a long position is buying a security with the expectation that it will deliver a positive return if its value goes up and a negative return if its value falls. Conversely, a short position involves selling a borrowed security with

the expectation of buying it back at a lower price to make a profit. However, if the security goes up in value, a short position will make a loss.

**Maturity:** refers to a finite time period at the end of which a security/debt instrument is due to be repaid. See **Bond**.

**Money market:** markets in which short-term (less than one year) debt instruments are traded. **Money market instruments** are typically cash deposits and commercial papers.

**Net asset value:** in relation to a fund, the market value of its assets less its liabilities. The market value is usually determined by the price at which an investor can redeem shares.

**Net exposure:** the percentage value of the long positions less the percentage value of the short positions. See **Gross Exposure, Long/short Position**

**Non-rated bonds:** bonds that are not rated. See **Bond**.

**Notional value:** commonly used in relation to a derivative, denotes the theoretical value of its underlying asset. See **Derivative**.

**Open-ended Investment Company (OEIC):** a fund vehicle, which can issue a limitless number of shares whose value are directly linked to the value of its underlying investments. OEICs normally list a single price based on the NAV. See **Net Asset Value**.

**Performance fee:** a fee paid to an asset manager for generating positive returns above a **hurdle rate**.

**Preferred bonds:** have greater seniority when a bond issuer repays its debts. In the event that the issuer cannot repay all its debt, the holders of preferred bonds will be further forward in the queue for repayment than holders of other ('non-preferred') bonds.

**Risk and Reward Profile:** The Risk and Reward Indicator table demonstrates where the Fund ranks in terms of its potential risk and reward. The higher the rank the greater the potential reward but the greater the risk of losing money. The lowest rank does not mean 'no risk'. It is based on past data, may change over time and may not be a reliable indication of the future risk profile of the Fund.

**Share:** a unit of ownership interest in a company or financial asset. Also **Equity**.

**SICAV:** Société d'Investissement à Capital Variable. A type of open-ended fund widely used in Europe.

**Spread:** the difference between the bid and the ask price of a single security. It can also refer to the difference in price between two securities. See **Ask/Bid price**.

**Total return:** the capital gain or loss plus any income generated by an investment over a given period.

**Stewardship:** our responsibility to understand and manage investment risks we take on behalf of our clients. We consider material Environmental, Social and Governance ('ESG') information in the same way as we consider other types of investment analysis. These three factors enable us to evaluate how companies interact with the Environment (such as climate change), Society (human rights) and Governance (management). Stewardship entails a responsibility to monitor and engage with the companies in which we invest.

**Sustainability:** by appropriately considering ESG risks and engaging with companies, we strive to generate long term, sustainable returns for our clients.

**Unit Trust:** A fund vehicle which can issue a limitless number of units whose value are directly linked to the value of its underlying investments. Jupiter Unit Trusts are single priced, which means they have one price for buying and selling.

**Value at Risk (VaR):** value at Risk, a mathematical way of measuring the maximum expected loss of an investment over a period of time.

**Volatility:** measures how much the price of a security moves up or down over a period of time. A stock that experiences big price swings has high volatility, while one which moves up or down in smaller increments has low volatility.

**Yield to Maturity:** Yield to maturity (YTM) measures the annual return an investor can anticipate for holding a particular bond until it matures. When considering an entire bond portfolio, an average yield is used based on the weightings of individual bonds within that portfolio.

**Yield:** the rate of interest or income on an investment, usually expressed as a percentage

## Fund Manager Style

The philosophy of unconstrained investing by the Jupiter Independent Funds Team adheres to the following principles:

### Invest for the future

Make decisions looking forwards, not backwards, recognising that indices (benchmarks) at best reflect the current situation.

### Invest with talented individuals

Investment is a people business; the skills of individuals (fund managers) and identification of their 'style bias' are critical for success.

### Back your convictions

When you find the right combination of a fund manager with the 'wind behind them', make sure you have enough money invested with them to make a difference.

## Regular withdrawal facility

This is available for all the Jupiter Merlin Portfolios with a minimum lump sum investment of £5,000 per portfolio. You can choose the amount paid to you each month or quarterly. Any such withdrawals which exceed investment returns will result in an erosion of capital.

## Enhanced Reporting

We provide in-depth reporting to keep you informed, not confused. Portfolio statements include Manager's Commentary, half-yearly and annual Reports.

## Investment Opportunities

Unit Trust | SIPP (via 3rd party links) | ISA | ISA Transfers.

## 3rd Party Links

The Jupiter Merlin Portfolios are available via a wide range of platforms, wraps, and Life and Pension companies both onshore and offshore.



## In need of advice?

If you do not have a financial adviser (IFA), we have included the details below of two organisations that can help you find one.

The Personal Finance Society provide a free search service designed to help you find a local professional financial adviser.

**Website:** [www.findanadviser.org](http://www.findanadviser.org)

**Address:** Personal Finance Society, 20 Aldermanbury, London, EC2V 7HY

You can confidentially search for details of local IFAs by using the online 'Find an IFA' search facility.

**Website:** [www.unbiased.co.uk](http://www.unbiased.co.uk)

**Address:** Unbiased Ltd, 2nd Floor, 117 Farringdon Road, London, EC1R 3BX

## Risks

The NURS Key Investor Information Document, Supplementary Information Document and Scheme Particulars are available from Jupiter on request. The Jupiter Merlin Conservative portfolio can invest more than 35% of its value in securities issued or guaranteed by an EEA state. For the Jupiter Merlin Income, Jupiter Merlin Balanced and Jupiter Merlin Conservative all of the Portfolio's expenses are charged to capital, which can reduce the potential for capital growth.

**Contact:** Jupiter Unit Trust Managers Ltd

**Telephone:** 0800 561 4000 **Email:** [advisersupport@jupiteram.com](mailto:advisersupport@jupiteram.com) **www.jupiteram.com**

**Important information:** We recommend you discuss any investment decisions with a financial adviser, particularly if you are unsure whether an investment is suitable. Jupiter is unable to provide investment advice. Initial charges are likely to have a greater proportionate effect on returns if investments are liquidated in the shorter term. Every effort is made to ensure the accuracy of any information provided but no assurances or warranties are given. Jupiter Unit Trust Managers Limited (JUTM) and Jupiter Asset Management Limited (JAM) are both authorised and regulated by the Financial Conduct Authority and their registered address is The Zig Zag Building, 70 Victoria Street, London SW1E 6SQ. No part of this document may be reproduced in any manner without the prior permission of JUTM and/or JAM.