

Benchmark

Benchmark	Mstar (IA) Asia Pacific Excluding Japan
IA sector	Asia Pacific Excluding Japan

Identification Codes

Sedol code	B0NVC69
Mex code	FMFEI
ISIN code	GB00B0NVC693

Fund Overview

Price	Bid 218.03p
	Offer 218.03p (02/10/2023)
Historic yield	0.50%
Fund size	£17.2m
Number of holdings	60
Portfolio turnover rate	203.17%

Charges

Initial charge	5.25%
Exit charge	None
Performance fees	No
Ongoing Charges	1.72%

Fund Background

Valuation point	Daily 12:00
Fund type	OEIC
Launch date	21/11/2005
Launch price	£1.00
Fund currency	Pound Sterling
Fund domicile	United Kingdom
NISA allowable?	Yes
SIPP allowable?	Yes

Dealing

Settlement period: buy	4 days
Settlement period: sell	4 days
Pricing basis	Forward

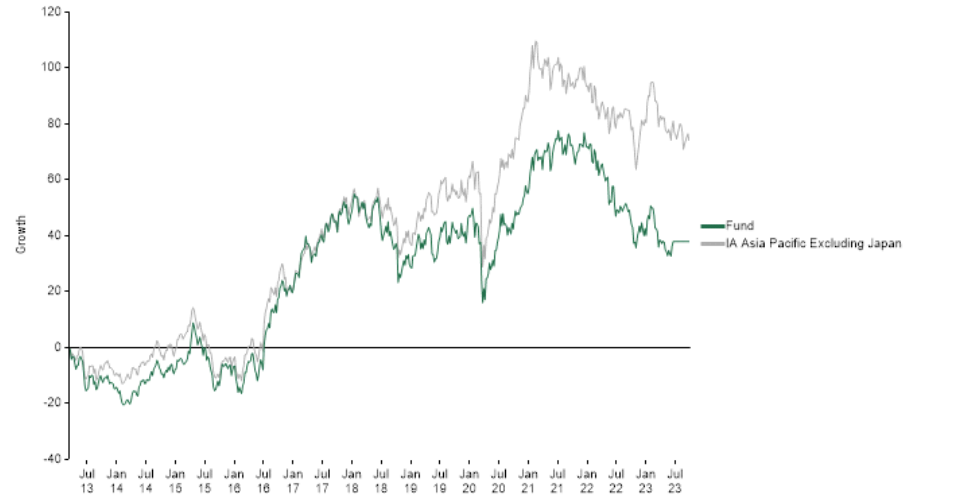
Distribution Dates

Ex dividend date(s)	Income payment date (s)
31st July	30th September
31st January	31st March

Aims

The aim of the Fund is to provide capital growth, that is, to increase the value of your investment, over a minimum of 5 years. The Fund aims to outperform the average of the IA Asia Pacific excluding Japan sector over any 5 year period.

Performance



Cumulative Performance (%)

	1 year	3 years	5 years	10 years
Fund	-2.09%	-4.84%	-0.13%	59.00%
Sector	0.25%	3.58%	18.51%	92.83%
Rank	-	-	-	-
Quartile	-	-	-	-

Discrete Performance (%) - to last month end

	09/22 to 09/23	09/21 to 09/22	09/20 to 09/21	09/19 to 09/20	09/18 to 09/19
Fund	-2.09%	-17.70%	18.08%	2.28%	2.61%

Fund Managers



Name:	Szu Fuei Chong
Manager for:	1 yrs, 9 mths

Ratings

Morningstar
Rating



ELITE PROVIDER
rated for equities by FundCalibre.com
2022



Group Details

Group address	Marlborough House, 59 Chorley New Road, Bolton, BL1 4QP
Group telephone	0808 145 2500
Dealing telephone	0808 145 2501
Email	enquiries@marlboroughfunds.com
Homepage	www.marlboroughfunds.com
Fax number	01204 533045

Capital is at risk. The value and income from investments can go down as well as up and are not guaranteed. An investor may get back significantly less than they invest. Past performance is not a reliable indicator of current or future performance and should not be the sole factor considered when selecting funds.


Performance data is sourced by Morningstar and is calculated on a NAV-NAV basis, net of fees and reinvestment of all dividends and capital gains. The remaining data is sourced by Investment Fund Services Limited (IFSL).

Data accurate as of 02/10/2023.

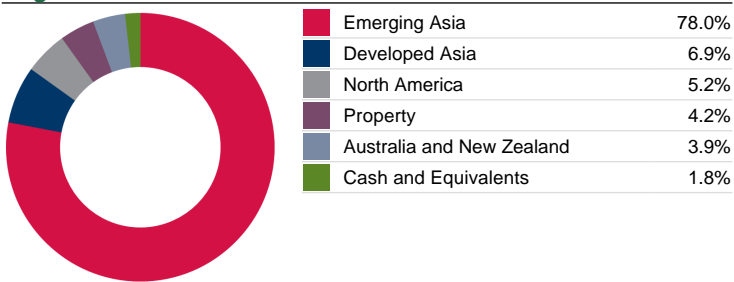
Top 10 Holdings

Name	% Weight	Country	Sector
1 SAMSUNG ELECTRONICS CO. LTD	7.5	South Korea	Telecommunications
2 TAIWAN SEMICONDUCTOR MANUFACTURING CO.	6.6	Taiwan	Technology
3 ICICI BANK LIMITED	3.7	India	Financials
4 PETROCHINA COMPANY LIMITED	3.7	China	Energy
5 SK HYNIX INC	3.3	South Korea	Technology
6 TENCENT HOLDINGS LIMITED	3.2	China	Technology
7 LARSEN & TOUBRO LIMITED	3.0	India	Industrials
8 BYD CO.	2.4	China	Consumer Discretionary
9 SBI LIFE INSURANCE COMPANY LIMITED	2.2	India	Financials
10 PROLOGIS INC	2.2	Direct Property and REITs	Real Estate

Asset Allocation



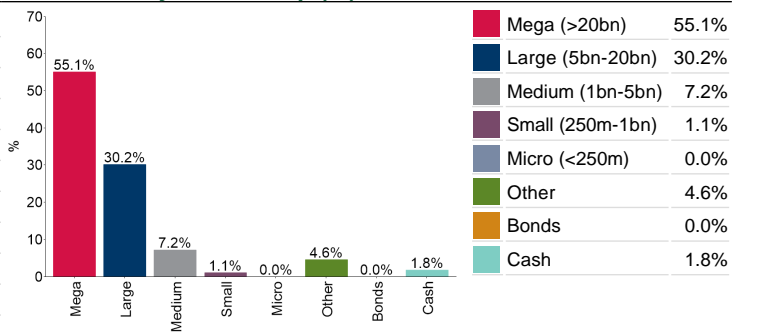
Regional Allocation



Top Country Weightings

India	22.3%
China	18.8%
Taiwan	17.4%
South Korea	12.7%
United States	5.2%
Hong Kong	4.6%
Indonesia	4.2%
Direct Property and REITs	4.2%
Australia	3.9%
Singapore	2.3%
Other	2.6%
Cash	1.8%

Breakdown By Market Cap (%)



Data for the above tables is sourced by Investment Fund Services Limited (IFSL) and presented by Broadridge Financial Solutions Inc. Allocations are subject to change.

This fact sheet may also contain data provided by FTSE International Limited ("FTSE") © FTSE 2023. "FTSE®" is a trade mark of the London Stock Exchange Group companies and is used by FTSE International Limited under licence. All rights in the FTSE indices and / or FTSE ratings vest in FTSE and/or its licensors. Neither FTSE nor its licensors accept any liability for any errors or omissions in the FTSE indices and / or FTSE ratings or underlying data. No further distribution of FTSE Data is permitted without FTSE's express written consent.

Capital is at risk. The value and income from investments can go down as well as up and are not guaranteed. An investor may get back significantly less than they invest. Past performance is not a reliable indicator of current or future performance and should not be the sole factor considered when selecting funds. The Fund will be exposed to stock markets and market conditions can change rapidly. Prices can move irrationally and be affected unpredictably by diverse factors, including political and economic events. The Fund will be exposed to emerging markets which are typically riskier than more established markets. Difficulty in trading may arise, resulting in a negative impact on your investment. The Fund invests in other currencies. Changes in exchange rates will therefore affect the value of your investment. In certain market conditions some assets may be less predictable than usual. This may make it harder to sell at a desired price and/or in a timely manner. In extreme market conditions redemptions in the underlying funds or the Fund itself may be deferred or suspended. The insolvency of any institution providing services, such as safekeeping of assets or holding investments with returns linked to financial contracts (known as derivatives), may expose the Fund to financial loss. The Fund may enter into various financial contracts (known as derivatives) in an attempt to protect the value of the Fund's assets or to reduce the costs of investing, although this may not be achieved.

This document is provided for general information purposes only and is not personal advice to anyone to invest in any fund or product.

The Key Investor Information Documents and the Prospectuses for all funds are available, in English, free of charge and can be obtained directly using the contact details in the Group Details section. They can also be downloaded from www.marlboroughfunds.com. An investor must always read these before investing. Information taken from trade and other sources is believed to be reliable, although we don't represent this as accurate or complete and it shouldn't be relied upon as such. Calls may be recorded for training and monitoring purposes.

Issued by Marlborough Investment Management Limited, authorised and regulated by the Financial Conduct Authority (reference number 115231). Registered office: PO BOX 1852 Lichfield, Staffordshire, England, WS13 8XU. Registered in England No. 01947598.

Data accurate as of 02/10/2023.