

# HSBC Global Investment Funds

## CHINESE EQUITY

Monthly report 31 December 2023 | Share class ACGBP



### Investment objective

The Fund aims to provide long term capital growth by investing in a portfolio of Chinese shares, while promoting environmental, social and governance (ESG) characteristics. The Fund qualifies under Article 8 of SFDR.



### Investment strategy

The Fund is actively managed.

In normal market conditions, the Fund will invest at least 90% of its assets in shares (or securities similar to shares) of companies of any size that are based in or carry out the larger part of their business activities in, China, including Hong Kong SAR.

The Fund includes the identification and analysis of a company's ESG Credentials as an integral part of the investment decision making process to reduce risk and enhance returns. The Fund will not invest in companies with involvement in specific excluded activities, such as: companies involved in the production of controversial weapons and tobacco; companies with more than 10% revenue generated from thermal coal extraction; and companies with more than 10% revenue generated from coal-fired power generation.

The Fund can invest up to 70% in China A and China B-shares, up to 10% of its assets in other funds and up to 10% in Real Estate Investment Trusts.

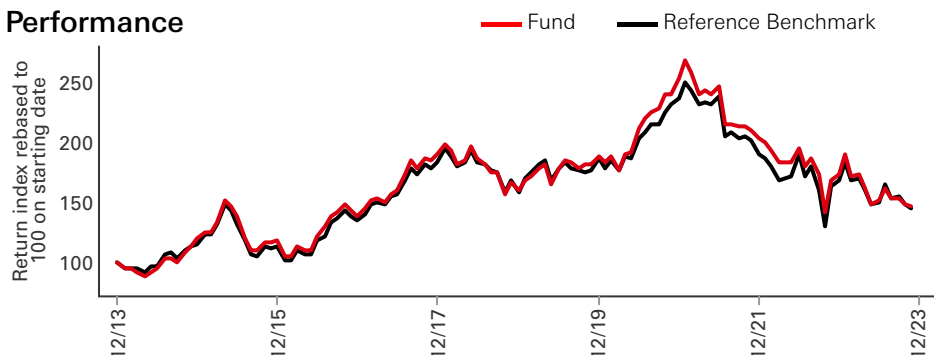
See the Prospectus for a full description of the investment objectives and derivative usage.



### Main risks

- The value of investments and any income from them can go down as well as up and you may not get back the amount originally invested.
- Investing in assets denominated in a currency other than that of the investor's own currency exposes the value of the investment to exchange rate fluctuations
- The value of investible securities can change over time due to a wide variety of factors, including but not limited to: political and economic news, government policy, changes in demographics, cultures and populations, natural or human-caused disasters etc.

### Performance



### Share class details

#### Key metrics

|                     |                  |
|---------------------|------------------|
| NAV per share       | <b>GBP 16.05</b> |
| Performance 1 month | <b>-3.59%</b>    |
| Volatility 3 years  | <b>22.59%</b>    |

#### Fund facts

|                                 |                                  |
|---------------------------------|----------------------------------|
| UCITS V compliant               | <b>Yes</b>                       |
| UK reporting fund status (UKRS) | <b>Yes</b>                       |
| ISA eligible                    | <b>Yes</b>                       |
| Dividend treatment              | <b>Accumulating</b>              |
| Dealing frequency               | <b>Daily</b>                     |
| Valuation time                  | <b>17:00 Luxembourg</b>          |
| Share class base currency       | <b>GBP</b>                       |
| Domicile                        | <b>Luxembourg</b>                |
| Inception date                  | <b>28 October 2011</b>           |
| Fund size                       | <b>USD 605,541,869</b>           |
| Reference benchmark             | <b>100% MSCI China 10/40 Net</b> |
| Managers                        | <b>Caroline Yu Maurer</b>        |

#### Fees and expenses

|   |                  |
|---|------------------|
| Minimum initial investment <sup>1</sup> | <b>USD 5,000</b> |
| Ongoing charge figure <sup>2</sup>      | <b>1.900%</b>    |

#### Codes

|                  |                     |
|------------------|---------------------|
| ISIN             | <b>LU0544978140</b> |
| Bloomberg ticker | <b>HSCEAAS LX</b>   |
| SEDOL            | <b>B43CBV8</b>      |

<sup>1</sup>Please note that initial minimum subscription may vary across different distributors

<sup>2</sup>Ongoing Charges Figure is based on expenses over a year. The figure includes annual management charge but not the transaction costs. Such figures may vary from time to time.

Past performance does not predict future returns. The figures are calculated in the share class base currency, dividend reinvested, net of fees.

This is a marketing communication. Please refer to the prospectus and to the KIID before making any final investment decisions.

For definition of terms, please refer to the Glossary QR code and Prospectus.

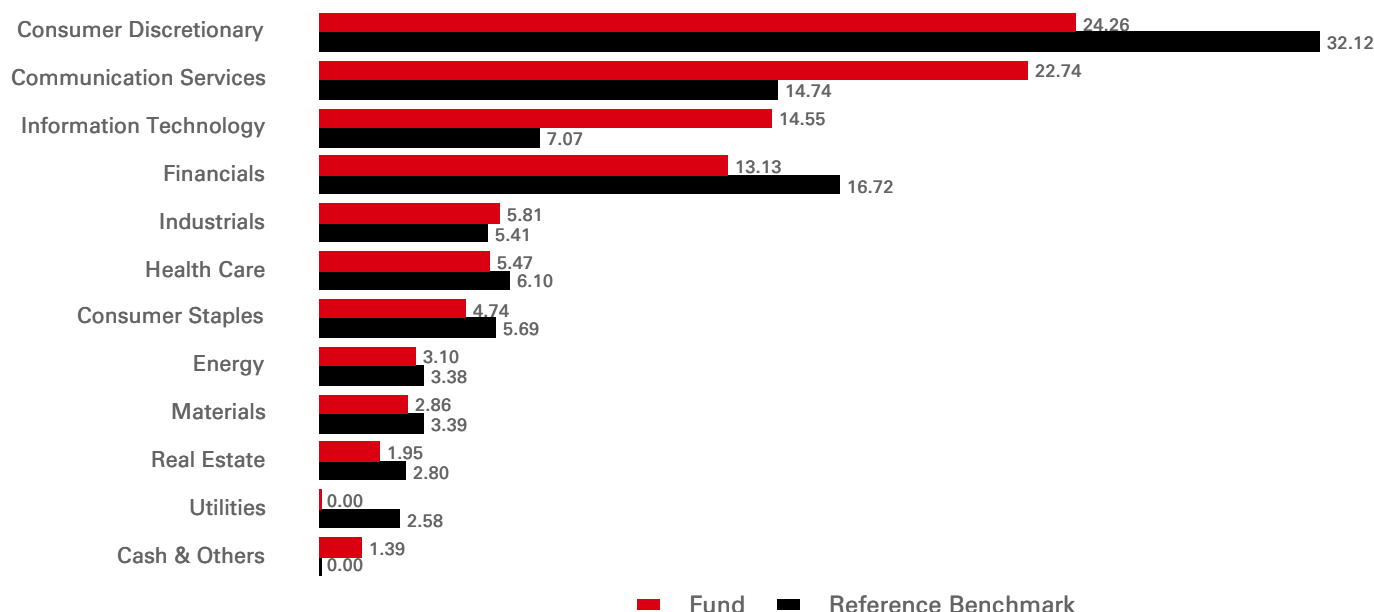
Source: HSBC Asset Management, data as at 31 December 2023

| Performance (%)     | YTD           | 1 month      | 3 months     | 6 months     | 1 year        | 3 years ann   | 5 years ann  | 10 years ann |
|---------------------|---------------|--------------|--------------|--------------|---------------|---------------|--------------|--------------|
| <b>ACGBP</b>        | <b>-18.53</b> | <b>-3.59</b> | <b>-7.99</b> | <b>-6.39</b> | <b>-18.53</b> | <b>-17.83</b> | <b>-2.41</b> | <b>3.52</b>  |
| Reference Benchmark | -16.00        | -2.60        | -8.23        | -5.92        | -16.00        | -15.74        | -2.29        | 3.53         |

| Rolling performance (%) | 31/12/22-31/12/23 | 31/12/21-31/12/22 | 31/12/20-31/12/21 | 31/12/19-31/12/20 | 31/12/18-31/12/19 | 31/12/17-31/12/18 | 31/12/16-31/12/17 | 31/12/15-31/12/16 | 31/12/14-31/12/15 | 31/12/13-31/12/14 |
|-------------------------|-------------------|-------------------|-------------------|-------------------|-------------------|-------------------|-------------------|-------------------|-------------------|-------------------|
| <b>ACGBP</b>            | <b>-18.53</b>     | <b>-14.83</b>     | <b>-20.04</b>     | <b>34.89</b>      | <b>18.27</b>      | <b>-15.70</b>     | <b>37.39</b>      | <b>17.21</b>      | <b>-1.07</b>      | <b>18.84</b>      |
| Reference Benchmark     | -16.00            | -11.64            | -19.40            | 26.72             | 17.46             | -13.17            | 36.40             | 19.79             | -2.69             | 15.13             |

| Equity characteristics       | Fund    | Reference Benchmark | 3-Year Risk Measures | ACGBP  | Reference Benchmark |
|------------------------------|---------|---------------------|----------------------|--------|---------------------|
| No. of holdings ex cash      | 62      | 766                 | Volatility           | 22.59% | 26.51%              |
| Average market cap (USD Mil) | 142,674 | 81,167              | Information ratio    | -0.33  | --                  |
|                              |         |                     | Beta                 | 0.83   | --                  |

#### Sector allocation (%)




| Top 10 holdings                | Sector                 | Weight (%) |
|--------------------------------|------------------------|------------|
| Tencent Holdings Ltd           | Communication Services | 9.12       |
| Alibaba Group Holding Ltd      | Consumer Discretionary | 8.30       |
| Taiwan Semiconductor Co Ltd    | Information Technology | 6.76       |
| PDD Holdings Inc               | Consumer Discretionary | 6.43       |
| China Construction Bank Corp   | Financials             | 5.04       |
| NetEase Inc                    | Communication Services | 4.94       |
| Kweichow Moutai Co Ltd         | Consumer Staples       | 4.37       |
| New Oriental Education & Techn | Consumer Discretionary | 3.71       |
| CNOOC Ltd                      | Energy                 | 3.10       |
| Baidu Inc                      | Communication Services | 2.64       |

## Risk disclosures

- The Fund may invest in Emerging Markets, these markets are less established, and often more volatile, than developed markets and involve higher risks, particularly market, liquidity and currency risks.
- Investment Leverage occurs when the economic exposure is greater than the amount invested, such as when derivatives are used. A Fund that employs leverage may experience greater gains and/or losses due to the amplification effect from a movement in the price of the reference source.
- Where overseas investments are held the rate of currency exchange may cause the value of such investments to go down as well as up.
- Further information on the potential risks can be found in the Key Information Document (KID) and/or the Prospectus or Offering Memorandum.

Follow us on:



UK Investor/Adviser E-mail:  
wholesale.clientservices@hsbc.com  
Lines are open 9am to 5pm Monday to Friday (excluding public holidays). To help the ACD and the Administrator continually improve their services and in the interests of security, they may monitor and/or record your communications with them.

---

## Glossary



## Index disclaimer

Source: MSCI. The MSCI information may only be used for your internal use, may not be reproduced or disseminated in any form and may not be used as a basis for or a component of any financial instruments or products or indices. None of the MSCI information is intended to constitute investment advice or a recommendation to make (or refrain from making) any kind of investment decision and may not be relied on as such. Historical data and analysis should not be taken as an indication or guarantee of any future performance analysis, forecast or prediction. The MSCI information is provided on an "as is" basis and the user of this information assumes the entire risk of any use made of this information. MSCI, each of its affiliates and each other person involved in or related to compiling, computing or creating any MSCI information (collectively, the "MSCI Parties") expressly disclaims all warranties (including, without limitation, any warranties of originality, accuracy, completeness, timeliness, non-infringement, merchantability and fitness for a particular purpose) with respect to this information. Without limiting any of the foregoing, in no event shall any MSCI Party have any liability for any direct, indirect, special, incidental, punitive, consequential (including, without limitation, lost profits) or any other damages. (www.msci.com)

## Benchmark disclosure

The Investment Advisor will use its discretion to invest in securities not included in the reference benchmark based on active investment management strategies and specific investment opportunities. It is foreseen that a significant percentage of the Fund's investments will be components of the reference benchmark. However, their weightings may deviate materially from those of the reference benchmark. Any deviations with respect to the benchmark are monitored within a comprehensive risk framework, which includes monitoring at security level. The deviation of the Fund's performance relative to the benchmark is monitored, but not constrained, to a defined range. The reference benchmark has a high level of concentration. This means that a small number of securities make up a significant proportion of the benchmark.

Source: HSBC Asset Management, data as at 31 December 2023

## Important information

The material contained herein is for marketing purposes and is for your information only. This document is not contractually binding nor are we required to provide this to you by any legislative provision. It does not constitute legal, tax or investment advice or a recommendation to any reader of this material to buy or sell investments. You must not, therefore, rely on the content of this document when making any investment decisions.

This material is not intended for distribution to or use by any person or entity in any jurisdiction or country where such distribution or use would be contrary to law or regulation. This material is not and should not be construed as an offer to sell or the solicitation of an offer to purchase or subscribe to any investment.

Any views expressed were held at the time of preparation and are subject to change without notice. While any forecast, projection or target where provided is indicative only and not guaranteed in any way. HSBC Global Asset Management (UK) Limited accepts no liability for any failure to meet such forecast, projection or target.

This fund is a sub-fund of the HSBC Global Investment Funds, a Luxembourg domiciled Société d'investissement à Capital Variable (SICAV). UK based investors in HSBC Global Investment Funds are advised that they may not be afforded some of the protections conveyed by the provisions of the Financial Services and Markets Act 2000. HSBC Global Investment Funds is recognised in the United Kingdom by the Financial Conduct Authority under section 264 of the Act. The shares in HSBC Global Investment Funds have not been and will not be offered for sale or sold in the United States of America, its territories or possessions and all areas subject to its jurisdiction, or to United States Persons. All applications are made on the basis of the current HSBC Global Investment Funds Prospectus, Key Investor Information Document (KIID), Supplementary Information Document (SID) and most recent annual and semi-annual reports, which can be obtained upon request free of charge from HSBC Global Asset Management (UK) Limited, 8 Canada Square, Canary Wharf, London, E14 5HQ. UK, or the local distributors. Investors and potential investors should read and note the risk warnings in the prospectus and relevant KIID and additionally, in the case of retail clients, the information contained in the supporting SID.

Further information about the Company including the Prospectus, the most recent annual and semi-annual reports of the Company and the latest share prices, may be obtained free of charge, in English, from the Registrar and Transfer Agent by emailing [amgtransferagency@lu.hsbc.com](mailto:amgtransferagency@lu.hsbc.com) , or by visiting [www.global.assetmanagement.hsbc.com](http://www.global.assetmanagement.hsbc.com).

The most recent Prospectus is available in English and German. Key Investor Information Document (KIID) are available in the local language where they are registered.

To help improve our service and in the interests of security we may record and/or monitor your communication with us. HSBC Global Asset Management (UK) Limited provides information to Institutions, Professional Advisers and their clients on the investment products and services of the HSBC Group.

Approved for issue in the UK by HSBC Global Asset Management (UK) Limited, who are authorised and regulated by the Financial Conduct Authority. [www.assetmanagement.hsbc.co.uk](http://www.assetmanagement.hsbc.co.uk)

Copyright © HSBC Global Asset Management (UK) Limited 2023. All rights reserved.

Further Information can be found in the prospectus and in our Key Investor Information Documents published in our Fund Centre at [www.assetmanagement.hsbc.co.uk](http://www.assetmanagement.hsbc.co.uk)

Term: The management company cannot terminate the Fund unilaterally. The Board of Directors may furthermore decide to liquidate the Fund in certain circumstances set out in the prospectus and articles of incorporation of the Fund. Further additional and complete information (including but not limited to) investor rights, costs and charges, please refer to the prospectus.

Detailed information for article 8 and 9 sustainable investment products, as categorised under the Sustainable Finance Disclosure Regulation (SFDR), including; description of the environmental or social characteristics or the sustainable investment objective; methodologies used to assess, measure and monitor the environmental or social characteristics and the impact of the selected sustainable investments and; objectives and benchmark information, can be found at: <https://www.assetmanagement.hsbc.co.uk/en/intermediary/investment-expertise/sustainable-investments/sustainable-investment-product-offering>