

C Accumulation USD | Data as at 31.07.2023

## Fund objectives and investment policy

The fund aims to deliver an income of 7% per year by investing in equities of companies worldwide. This is not guaranteed and could change depending on market conditions.

**Above is the Investment Objective of the fund. For details on the full fund's Investment Policy please see the KIID.**

This fund does not have the objective of sustainable investment or binding environmental or social characteristics as defined by Regulation (EU) 2019/2088 on Sustainability-related Disclosures in the Financial Services Sector (the "SFDR"). Any references to the integration of sustainability considerations are made in relation to the processes of the investment manager or the Schroders Group and are not specific to the fund.

**Relevant risks associated with an investment in this fund are shown below and should be carefully considered before making any investment. Past Performance is not a guide to future performance and may not be repeated. The value of investments and the income from them may go down as well as up and investors may not get back the amounts originally invested. Exchange rate changes may cause the value of investments to fall as well as rise. Performance data does not take into account any commissions and costs, if any, charged when units or shares of any fund, as applicable, are issued and redeemed.**

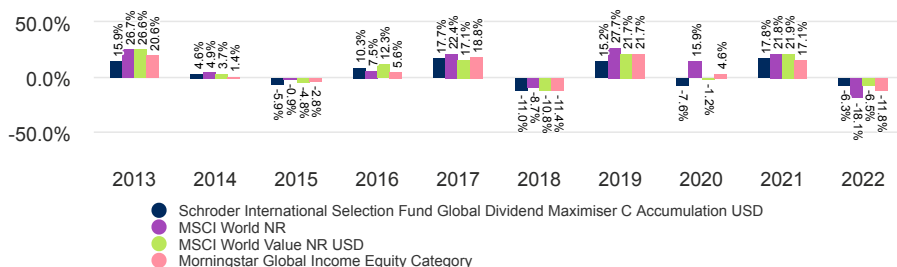
## Share class performance (%)

Cumulative performance	1 month	3 months	YTD	1 year	3 years	5 years	10 years
Share class (Net)	3.7	4.3	15.0	17.2	54.4	20.2	67.9
Comparator 1	3.4	8.5	19.0	13.5	39.2	54.7	143.4
Comparator 2	3.8	5.0	8.0	9.9	44.3	31.9	88.8
Comparator 3	2.9	3.7	10.6	10.2	30.5	29.5	74.0

Discrete yearly performance (%)	Jul 13 - Jul 14	Jul 14 - Jul 15	Jul 15 - Jul 16	Jul 16 - Jul 17	Jul 17 - Jul 18	Jul 18 - Jul 19	Jul 19 - Jul 20	Jul 20 - Jul 21	Jul 21 - Jul 22	Jul 22 - Jul 23
Share class (Net)	13.9	1.0	-3.9	16.6	8.2	-4.7	-18.3	40.0	-5.8	17.2
Comparator 1	16.0	4.9	-0.5	16.1	11.9	3.6	7.2	35.1	-9.2	13.5
Comparator 2	15.9	-0.5	-0.9	17.0	7.0	0.4	-8.9	35.3	-3.0	9.9
Comparator 3	14.2	-0.6	-0.3	12.2	5.9	0.7	-1.5	28.5	-7.8	10.2

Calendar year performance	2013	2014	2015	2016	2017	2018	2019	2020	2021	2022
Share class (Net)	15.9	4.6	-5.9	10.3	17.7	-11.0	15.2	-7.6	17.8	-6.3
Comparator 1	26.7	4.9	-0.9	7.5	22.4	-8.7	27.7	15.9	21.8	-18.1
Comparator 2	26.6	3.7	-4.8	12.3	17.1	-10.8	21.7	-1.2	21.9	-6.5
Comparator 3	20.6	1.4	-2.8	5.6	18.8	-11.4	21.7	4.6	17.1	-11.8

## Performance over 10 years (%)



## Ratings and accreditation



Please refer to the Source and ratings information section for details on the icons shown above.

## Fund facts

Fund manager	Ghokhulan Manickavasagar Mike Hodgson Scott Thomson Liam Nunn Simon Adler Jeegar Jagani Nick Kिरrage
Managed fund since	01.08.2017 ; 26.07.2016 ; 25.03.2009 ; 01.03.2020 ; 01.04.2018 ; 23.01.2012 ; 01.04.2018
Fund management company	Schroder Investment Management (Europe) S.A.
Domicile	Luxembourg
Fund launch date	13.07.2007
Share class launch date	13.07.2007
Fund base currency	USD
Share class currency	USD
Fund size (Million)	USD 1,121.08
Number of holdings	51
Comparator 1	MSCI World NR
Comparator 2	MSCI World Value NR USD
Comparator 3	Morningstar Global Income Equity Category
Unit NAV	USD 15.6488
Dealing frequency	Daily
Distribution frequency	No Distribution

## Fees & expenses

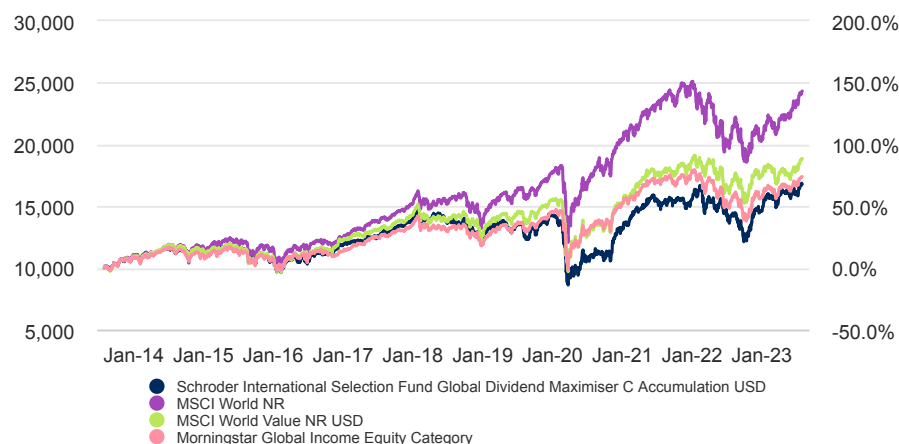
Ongoing charge	1.06%
Redemption fee	0.00%

## Purchase details

Minimum initial subscription	USD 1,000 ; EUR 1,000 or their near equivalent in any other freely convertible currency.
------------------------------	--

C Accumulation USD | Data as at 31.07.2023

## 10 year return of USD 10,000



The chart is for illustrative purposes only and does not reflect an actual return on any investment.

Returns are calculated bid to bid (which means performance does not include the effect of any initial charges), net income reinvested, net of fees.

## Risk considerations

**Capital risk / distribution policy:** As the fund intends to pay dividends regardless of its performance, a dividend may represent a return of part of the amount you invested.

**Counterparty risk:** The fund may have contractual agreements with counterparties. If a counterparty is unable to fulfil their obligations, the sum that they owe to the fund may be lost in part or in whole.

**Currency risk:** The fund may lose value as a result of movements in foreign exchange rates, otherwise known as currency rates.

**Currency risk / hedged share class:** The currency hedging of the share class may not be fully effective and residual currency exposure may remain. The cost associated with hedging may impact performance and potential gains may be more limited than for unhedged share classes.

**Derivatives risk:** Derivatives, which are financial instruments deriving their value from an underlying asset, may be used to manage the portfolio efficiently. The fund may also materially invest in derivatives including using short selling and leverage techniques with the aim of making a return. A derivative may not perform as expected, may create losses greater than the cost of the derivative and may result in losses to the fund.

**Emerging markets & frontier risk:** Emerging markets, and especially frontier markets, generally carry greater political, legal, counterparty, operational and liquidity risk than developed markets.

**Higher volatility risk:** The price of this fund may be volatile as it may take higher risks in search of higher rewards, meaning the price may go up and down to a greater extent.

**IBOR risk:** The transition of the financial markets away from the use of interbank offered rates (IBORs) to alternative reference interest rates may impact the valuation of certain holdings and disrupt liquidity in certain instruments. This may impact the investment performance of the fund.

**Liquidity risk:** In difficult market conditions, the fund may not be able to sell a security for full value or at all. This could affect performance and could cause the fund to defer or suspend redemptions of its shares, meaning investors may not be able to have immediate access to their holdings.

**Market risk:** The value of investments can go up and down and an investor may not get back the amount initially invested.

**Maximiser funds:** Derivatives, which are financial instruments deriving their value from an underlying asset, are used to generate income (which is paid to investors) and to reduce the volatility of returns but they may also reduce fund performance or erode capital value.

**Operational risk:** Operational processes, including those related to the safekeeping of assets, may fail. This may result in losses to the fund.

**Performance risk:** Investment objectives express an intended result but there is no guarantee that such a result will be achieved. Depending on market conditions and the macro economic environment, investment objectives may become more difficult to achieve.

## Codes

ISIN	LU0306807156
Bloomberg	SGENYAC LX
SEDOL	B23Y0T1
Reuters code	LU0306807156.LUF

## Synthetic risk &amp; reward indicator (SRRI)



The risk category was calculated using historical performance data and may not be a reliable indicator of the fund's future risk profile. The fund's risk category is not guaranteed to remain fixed. Please see the Key Investor Information Document for more information.

## Risk statistics &amp; financial ratios

	Fund	Comparator 1
Annual volatility (%) (3y)	18.7	17.8
Alpha (%) (3y)	5.0	-
Beta (3y)	0.9	-
Sharpe ratio (3y)	0.8	0.6
Information ratio (3y)	0.4	-
Dividend Yield (%)	4.4	-
Price to book	1.2	-
Price to earnings	11.5	-
Predicted Tracking error (%)	7.9	-

Source: Morningstar. The above ratios are based on bid to bid price based performance data.

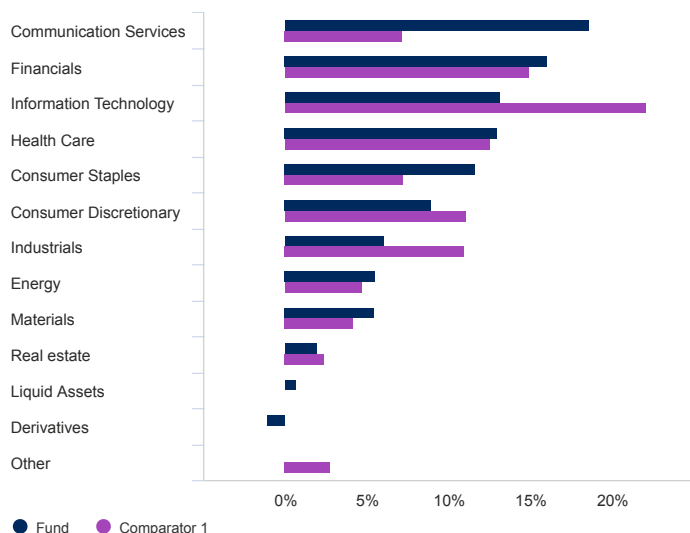
Source: Morningstar, and Schroders for the Predicted tracking error. The above ratios are based on bid to bid price based performance data. These financial ratios refer to the average of the equity holdings contained in the fund's portfolio and in the benchmark (if mentioned) respectively.

C Accumulation USD | Data as at 31.07.2023

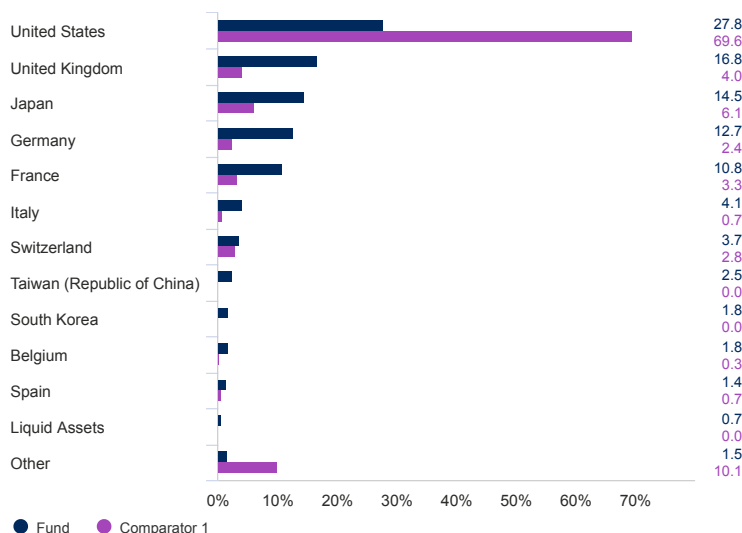
**Stock connect risk:** The fund may be investing in China "A" shares via the Shanghai-Hong Kong Stock Connect and Shenzhen-Hong Kong Stock Connect which may involve clearing and settlement, regulatory, operational and counterparty risks.

## Asset allocation

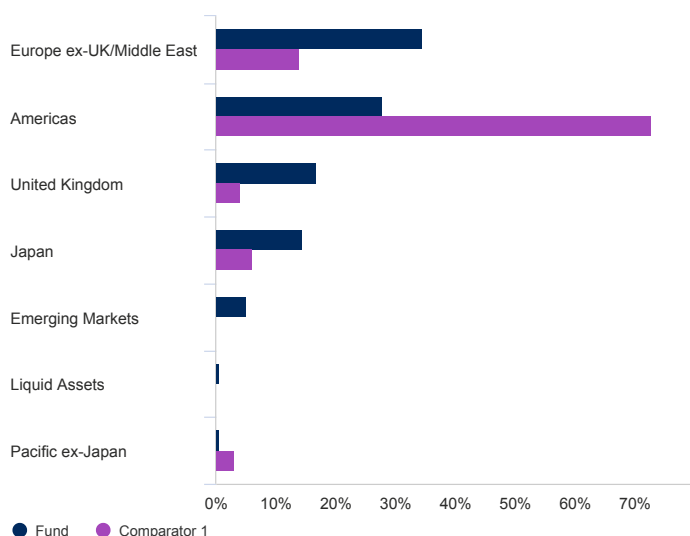
### Sector (%)



### Geographical breakdown (%)



### Region (%)



### Top 10 holdings (%)

Holding name	%
Continental AG	3.3
GSK PLC	2.9
Dentsu Group Inc	2.8
Standard Chartered PLC	2.8
Orange SA	2.7
KDDI Corp	2.7
Stanley Black & Decker Inc	2.7
Sanofi	2.7
Asustek Computer Inc	2.6
Verizon Communications Inc	2.5

Source: Schroders. Top holdings and asset allocation are at fund level.

## Share class available

	C Accumulation USD	C Income USD
<b>Distribution frequency</b>	No Distribution	Quarterly
<b>ISIN</b>	LU0306807156	LU0306809798
<b>Bloomberg</b>	SGENYAC LX	SGENYDC LX
<b>SEDOL</b>	B23Y0T1	B1YY9F2

C Accumulation USD | Data as at 31.07.2023

---

**Contact information**

---

Schroder Investment Management (Europe) S.A.  
5, rue Höhenhof  
Sennigerberg  
Luxembourg  
L-1736  
Tel: +352 341 342 202  
Fax: +352 341 342 342

For your security, communications may be taped or monitored.

---

**Information relating to changes in fund manager, investment objective, benchmark and corporate action information**

---

Some performance differences between the fund and the benchmark may arise because the fund performance is calculated at a different valuation point from the benchmark. The fund's performance should be assessed against the income target of 7% per year, and compared against the MSCI World (Net TR) index, MSCI World Value (Net TR) index and Morningstar Global Equity Income Category. The comparator benchmarks are only included for performance comparison purposes and do not have any bearing on how the investment manager invests the fund's assets. In relation to the MSCI World (Net TR) index and MSCI World Value (Net TR) index, the fund's investment universe is expected to overlap materially with the components of the comparator benchmarks. The investment manager invests on a discretionary basis and there are no restrictions on the extent to which the fund's portfolio and performance may deviate from the MSCI World (Net TR) index and the MSCI World Value (Net TR) index. The investment manager will invest in companies or sectors not included in the MSCI World (Net TR) index and the MSCI World Value (Net TR) index. The income target has been selected because the investment manager deploys strategies that aim to deliver the level of income stated in the investment objective. Any comparator benchmark has been selected because the investment manager believes that the benchmark is a suitable comparison for performance purposes given the fund's investment objective and policy.

**Benchmarks:**

Benchmark names in this document may be abbreviated. Please refer to the funds' legal documents for the full benchmark name. The investment manager invests on a discretionary basis and there are no restrictions on the extent to which the fund's portfolio and performance may deviate from the benchmark. The investment manager will invest in companies or sectors not included in the benchmark in order to take advantage of specific investment opportunities.

---

**Source and ratings information**

---

Source of all performance data, unless otherwise stated: Morningstar, bid to bid, net income reinvested, net of fees.

**Morningstar Rating:** © Morningstar 2023. All Rights Reserved. The information contained herein: (1) is proprietary to Morningstar and/or its content providers; (2) may not be copied or distributed; and (3) is not warranted to be accurate, complete or timely. Neither Morningstar nor its content providers are responsible for any damages or losses arising from any use of this information. Past performance is no guarantee of future results.

## Important information

---

### Costs:

Certain costs associated with your investment in the fund may be incurred in a different currency to that of your investment. These costs may increase or decrease as a result of currency and exchange rate fluctuations.

If a performance fee is applicable to this fund, details of the performance fee model and its computation methodology can be found in the fund's prospectus. This includes a description of the performance fee calculation methodology, the dates on which the performance fee is paid and details of how the performance fee is calculated in relation to the fund's performance fee benchmark, which may differ from the benchmark in the fund's investment objective or investment policy.

For further information regarding the costs and charges associated with your investment, please consult the funds' offering documents and annual report.

### General:

This document does not constitute an offer to subscribe for shares of Schroder International Selection Fund (the "Company"). Nothing in this document should be construed as advice or a recommendation to buy or sell shares. Subscriptions for shares of the Company can only be made on the basis of its latest Key Information Document and prospectus, together with the latest audited annual report (and subsequent unaudited semi-annual report, if published), copies of which can be obtained, free of charge, from Schroder Investment Management (Europe) S.A. The Company is a Luxembourg-registered UCITS recognised in the UK under Section 264 of the Financial Services and Markets Act 2000. An investment in the Company entails risks, which are fully described in the prospectus. Issued by Schroder Investment Management (Europe) S.A., 5, rue Höhenhof, L-1736 Senningerberg, Luxembourg. Registered No. B 37.799. Approved for issue in the UK by Schroder Investment Management Limited, 1, London Wall Place, London EC2Y 5AU. Authorised and regulated by the Financial Conduct Authority Schroders will be a data controller in respect of your personal data. For information on how Schroders might process your personal data, please view our Privacy Policy available at [www.Schroders.com/en/privacy-policy](http://www.Schroders.com/en/privacy-policy) or on request should you not have access to this webpage. Distributed in the UK by Schroder Investment Management Ltd, 1 London Wall Place, London EC2Y 5AU. Registration No 1893220 England. Authorised and regulated by the Financial Conduct Authority.