

abrdn (AAM) UK Smaller Companies Fund

A Acc GBP



31 May 2023

Objective

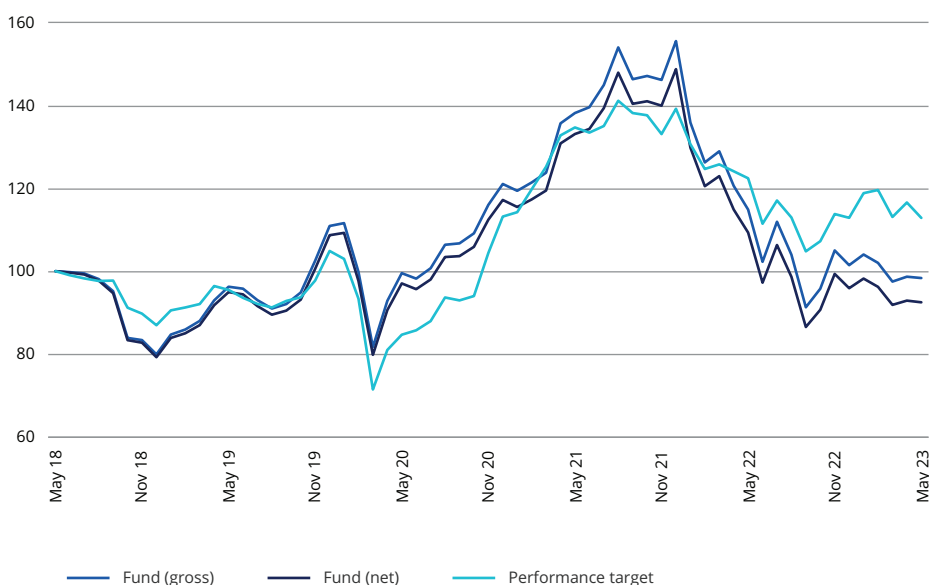
To generate growth over the long term (5 years or more) by investing in UK smaller capitalisation equities (company shares).

Performance Target: To achieve the return of the Numis Smaller Companies Plus AIM excluding Investment Companies Index, plus 3% per annum over rolling three year periods (before charges). The Performance Target is the level of performance that the management team hopes to achieve for the fund. There is however no certainty or promise that they will achieve the Performance Target. The ACD believes this is an appropriate target for the fund based on the investment policy of the fund and the constituents of the index.

Portfolio securities

- The fund will invest at least 60% in smaller capitalisation equities and equity related securities of companies listed, incorporated or domiciled in the UK or companies that derive a significant proportion of their revenues or profits from UK operations or have a significant proportion of their assets there.
- Smaller capitalisation companies are defined as any stock having a market capitalisation less than the 10th percentile stock of the overall UK equity market.
- The fund may also invest in mid and larger capitalisation companies listed, incorporated or domiciled in the UK.
- The fund may also invest in other funds (including those managed by abrdn), money-market instruments and cash.

Performance



Cumulative and annualised performance

	1 month	6 months	Year to date	1 year	3 years (p.a.)	5 years (p.a.)
Fund (gross) (%)	-0.33	-6.35	-3.07	-14.40	-0.40	-0.34
Fund (net) (%)	-0.44	-6.91	-3.55	-15.43	-1.59	-1.56
Performance target (%)	-3.20	-0.82	-0.02	-7.82	10.08	2.45

Discrete annual returns - year to 31/5

	2023	2022	2021	2020	2019
Fund (gross) (%)	-14.40	-16.90	38.90	3.42	-3.77
Fund (net) (%)	-15.43	-17.90	37.25	2.19	-5.06
Performance target (%)	-7.82	-9.12	59.23	-11.36	-4.53

Performance Data: Share Class A Acc.

Benchmark history: Performance target – Numis Smaller Companies Plus AIM ex Investment Companies +3.00% from 07/08/2019. FTSE Small Cap ex Investment Trusts +3.00% from 31/03/2006 to 06/08/2019

Source: Lipper. Basis: Total Return, NAV to NAV, UK Net/Gross Income Reinvested.


“Fund (Net)” refers to the actual unit price performance of the shareclass shown; “Fund(Gross)” adds back charges such as the annual management charge to present performance on the same basis as the performance target / performance comparator / portfolio constraining benchmark. These figures do not include the initial charge; if this is paid it will reduce performance from that shown.

Past performance is not a guide to future returns and future returns are not guaranteed.

Key facts

Fund manager(s)	Abby Glennie & Amanda Yeaman
Fund managers start date	01 August 2019
Fund launch date	30 April 1993
Share class launch date	30 April 1993
Authorised corporate director (ACD)	abrdn Fund Managers Limited
Fund size	£67.7m
Number of holdings	50
Performance target	Numis Smaller Companies Plus AIM ex Investment Companies +3.00%
Fund historic yield ¹	0.62%
Entry charge (up to) ²	0.00%
Annual management charge	1.20%
Ongoing charge figure ³	1.29%
Minimum initial investment	GBP 500
Fund type	OEIC
Valuation point	12:00 (UK time)
Base currency	GBP
Sedol	B07T463
ISIN	GB00B07T4636
Bloomberg	ABEEMAA LN
Citicode	UX95
Reuters	LP60008668
Domicile	United Kingdom

Risk and reward profile



This indicator reflects the volatility of the fund's share price. See the relevant UCITS Key Investor Information Document (KIID) or PRIIPs Key Information Document (KID) for details

Key risks

- The value of investments and the income from them can fall and investors may get back less than the amount invested.
- The fund invests in equity and equity related securities. These are sensitive to variations in the stock markets which can be volatile and change substantially in short periods of time.
- The shares of small and mid-cap companies may be less liquid and more volatile than those of larger companies.
- A concentrated portfolio may be more volatile and less liquid than a more broadly diversified one. The fund's investments are concentrated in a particular country or sector, or closely related group of industries or sectors.

Investor Services
0345 113 69 66

www.abrdn.com

Management process

- The management team use their discretion (active management) to maintain a diverse asset mix at sector and stock level.
- Their primary focus is on stock selection using the management team's quality, growth and momentum approach. It aims to identify companies that show a range of high quality characteristics, operate in growing markets and display positive business momentum.
- In seeking to achieve the Performance Target, the Numis Smaller Companies Plus AIM excluding Investment Companies Index is used as a reference point for portfolio construction and as a basis for setting risk constraints. The expected variation ('tracking error') between the returns of the fund and the index is not ordinarily expected to exceed 10%. Due to the active nature of the management process, the fund's performance profile may deviate significantly from that of the index.
- Please note: The fund's ability to buy and sell small and mid-capitalisation shares and the associated costs can be affected during periods of market stress. In certain circumstances investors in the fund may not be able to sell their investment when they want to.











Top Ten Holdings

Alpha Financial Markets Consulting PLC	3.8
CVS Group PLC	3.6
Gamma Communications PLC	3.5
DiscoverIE Group PLC	3.5
JTC PLC	3.4
Hollywood Bowl Group PLC	3.1
Diploma PLC	2.9
Cranswick PLC	2.9
4imprint Group PLC	4.2
Bytes Technology Group PLC	4.4
Assets in top ten holdings	35.3

Source : abrdn 31/05/2023

Figures may not always sum to 100 due to rounding.

Sector (%)

Industrials	28.6	
Information Technology	13.0	
Communication Services	11.9	
Financials	11.4	
Consumer Discretionary	9.1	
Health Care	6.9	
Consumer Staples	5.4	
Real Estate	3.5	
Other	7.4	
Cash	2.7	

- (e) The use of derivatives carries the risk of reduced liquidity, substantial loss and increased volatility in adverse market conditions, such as a failure amongst market participants. The use of derivatives may result in the fund being leveraged (where market exposure and thus the potential for loss by the fund exceeds the amount it has invested) and in these market conditions the effect of leverage will be to magnify losses.

Risk stats

Beta [^]	1.12
Fund Volatility [^]	20.19
Index Volatility [^]	15.65
Information Ratio [^]	-0.69
R-Squared [^]	0.76
Sharpe Ratio [^]	0.09
Tracking Error [^]	10.08

Source : abrdn. [^] Three year annualised.

Derivative usage

- The fund may use derivatives to reduce risk, reduce cost and/or generate additional income or growth consistent with the risk profile of the fund (often referred to as 'Efficient Portfolio Management').
- Derivative usage in the fund is expected to be very limited. Where derivatives are used, this would mainly be in response to significant inflows into the fund so that in these instances, cash can be invested while maintaining the fund's existing allocations to company shares.

To help you understand this fund and for a full explanation of risks and the overall risk profile of this fund and the shareclasses within it, please refer to the Key Investor Information Documents and Prospectus which are available on our website www.abrdn.com The Prospectus also contains a glossary of key terms used in this document.

¹The Historic Yield as at 30/04/2023 reflects distributions declared over the past twelve months as a percentage of the mid-market share price, as at the date shown. It does not include any preliminary charge and investors may be subject to tax on their distributions.

²These are the maximum charges that we might take out of your money before it is invested. In some cases, the charges may be less and you should speak to your financial advisor about this.

³The Ongoing Charge Figure (OCF), is the overall cost shown as a percentage of the value of the assets of the fund. It is made up of the Annual Management Charge (AMC) of 1.20% and other charges. It does not include any initial charges or the cost of buying and selling stocks for the fund. The Ongoing Charges figure can help you compare the annual operating expenses of different funds.

The fund is a sub-fund of abrdn OEIC I, an authorised open-ended investment company (OEIC).

The information contained in this document should not be considered as an offer, solicitation or investment recommendation to deal in the shares of any securities or financial instruments. It is not intended for distribution or use by any person or entity who is a citizen or resident of or located in any jurisdiction where such distribution, publication or use would be prohibited.

Nothing herein constitutes investment, legal, tax or other advice and is not to be relied upon in making an investment or other decision. No recommendation is made, positive or otherwise, regarding individual securities mentioned. This is not an invitation to subscribe for shares in the fund and is by way of information only.

Subscriptions will only be received and shares issued on the basis of the current Prospectus, relevant Key Investor Information Document (KIID) and Supplementary Information Document (SID) for the fund. These can be obtained free of charge from abrdn Fund Managers Limited, PO Box 9029, Chelmsford, CM99 2WJ or available on www.abrdn.com.

Any data contained herein which is attributed to a third party ("Third Party Data") is the property of (a) third party supplier(s) (the "Owner") and is licensed for use by abrdn*. Third Party Data may not be copied or distributed. Third Party Data is provided "as is" and is not warranted to be accurate, complete or timely. To the extent permitted by applicable law, none of the Owner, abrdn* or any other third party (including any third party involved in providing and/or compiling Third Party Data) shall have any liability for Third Party Data or for any use made of Third Party Data. Neither the Owner nor any other third party sponsors, endorses or promotes the fund or product to which Third Party Data relates.

* abrdn means the relevant member of abrdn group, being abrdn plc together with its subsidiaries, subsidiary undertakings and associated companies (whether direct or indirect) from time to time.

FTSE International Limited ("FTSE") © FTSE 2019. "FTSE®" is a trade mark of the London Stock Exchange Group companies and is used by FTSE International Limited under license. All Rights in the FTSE indices and / or FTSE ratings vest in FTSE and/or its licensors. Neither FTSE nor its licensors accept any liability for the errors or omissions in the FTSE indices and / or FTSE ratings or underlying data. No further distribution of FTSE Data is permitted without FTSE's express written consent.

United Kingdom (UK): Issued by abrdn Fund Managers Limited, registered in England and Wales (740118) at 280 Bishopsgate, London EC2M 4AG . Authorised and regulated by the Financial Conduct Authority in the UK.