

Benchmark

Benchmark	Mstar (IA) Mixed Investment 20-60% Shares
IA sector	Mixed Investment 20-60% Shares

Identification Codes

Sedol code	0854218
Mex code	SAPI
ISIN code	GB0008542184

Fund Overview

Price	Bid 82.27p
	Offer 82.27p (01/09/2023)
Historic yield	1.46%
Fund size	£5.4m
Number of holdings	40
Portfolio turnover rate	178.10%

Charges

Initial charge	5.25%
Exit charge	None
Performance fees	No
Ongoing Charges	2.10%

Fund Background

Valuation point	Daily 12:00
Fund type	Unit Trust
Launch date	01/06/1994
Launch price	£0.50
Fund currency	Pound Sterling
Fund domicile	United Kingdom
NISA allowable?	Yes
SIPP allowable?	Yes

Dealing

Settlement period: buy	4 days
Settlement period: sell	4 days
Pricing basis	Forward

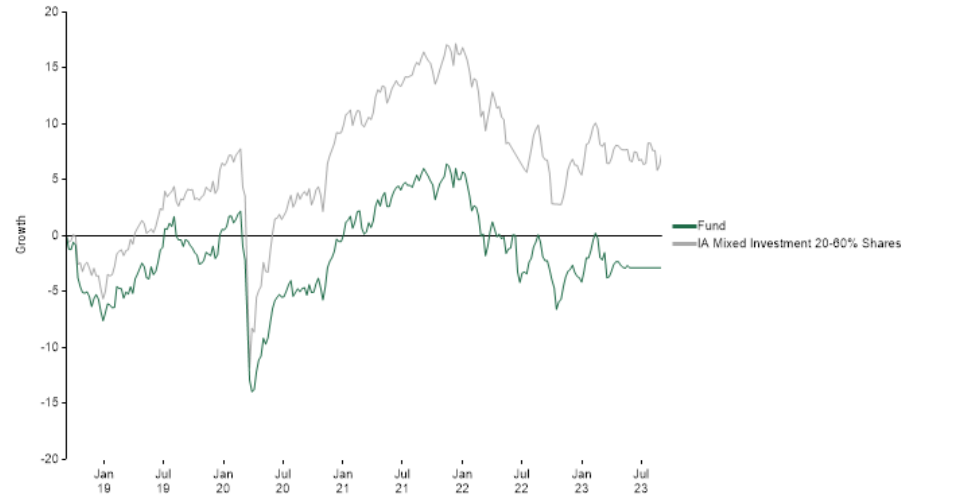
Distribution Dates

Ex dividend date(s)	Income payment date (s)
30th April	30th June
31st October	31st December

Aims

The aim of the Fund is to increase the value of your investment over a minimum of 5 years. The Fund aims to outperform the average of the IA Mixed Investment 20-60% Shares sector, after charges, over any 5 year period.

Performance





Cumulative Performance (%)

	1 year	3 years	5 years	10 years
Fund	-1.73%	1.91%	-3.04%	26.35%
Sector	-0.34%	3.71%	6.85%	39.23%
Rank	-	-	-	-
Quartile	-	-	-	-

Discrete Performance (%) - to last month end

	08/22 to 08/23	08/21 to 08/22	08/20 to 08/21	08/19 to 08/20	08/18 to 08/19
Fund	-1.73%	-6.37%	10.76%	-4.12%	-0.77%

Fund Managers

		
Name:	Nathan Sweeney	Scott Truter
Manager for:	1 yrs, 8 mths	0 yrs, 3 mths

Ratings

Morningstar
Rating



Group Details

Group address	Marlborough House, 59 Chorley New Road, Bolton, BL1 4QP
Group telephone	0808 145 2500
Dealing telephone	0808 145 2501
Email	enquiries@marlboroughfunds.com
Homepage	www.marlboroughfunds.com
Fax number	01204 533045

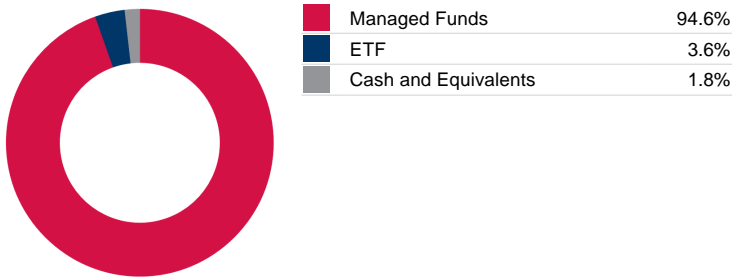
Capital is at risk. The value and income from investments can go down as well as up and are not guaranteed. An investor may get back significantly less than they invest. Past performance is not a reliable indicator of current or future performance and should not be the sole factor considered when selecting funds.

Performance data is sourced by Morningstar and is calculated on a NAV-NAV basis, net of fees and reinvestment of all dividends and capital gains. The remaining data is sourced by Investment Fund Services Limited (IFSL).

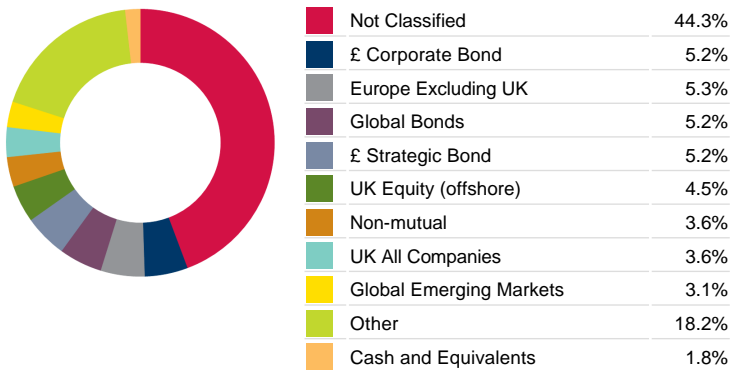
Data accurate as of 01/09/2023.

Standard Portfolio Analysis

Asset Allocation

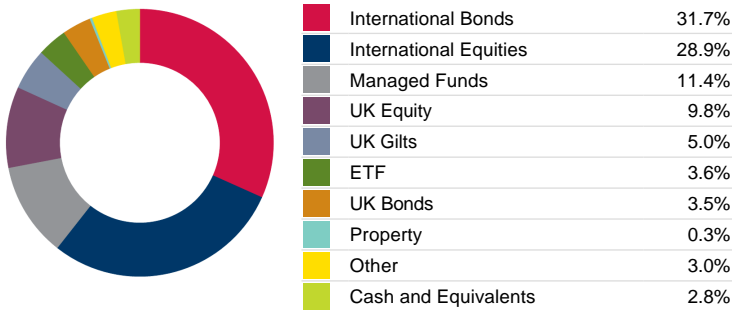


IA Sector Allocation

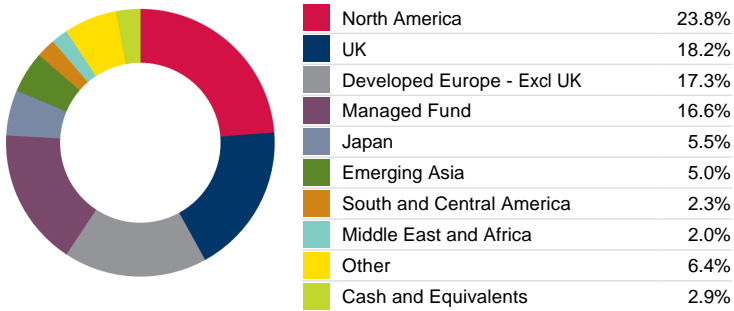


X-Ray Portfolio Analysis

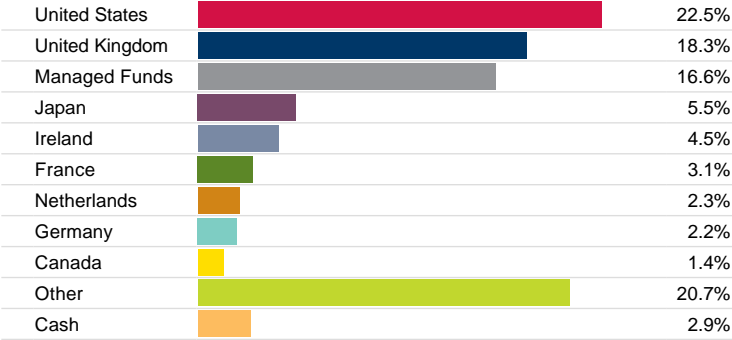
X-Ray Asset Allocation



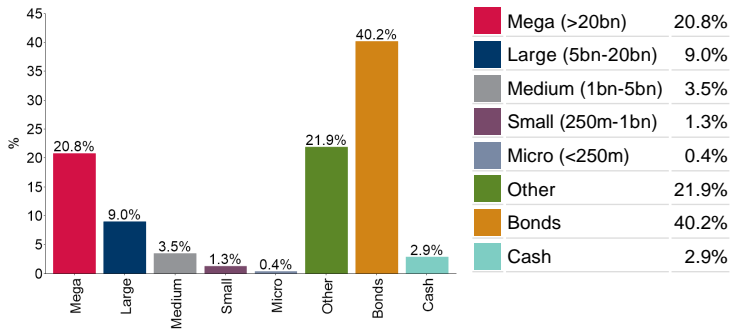
X-Ray Regional Allocation



Top Country Weightings



Breakdown By Market Cap (%)



Top 10 Analysis

Top 10 Holdings

Name	% Weight	Country	Sector
1 iShares iShares II plc J.P. Morgan \$ EM Bond UCITS ETF GBP Hedged	5.7	Managed Funds	Managed Funds
2 iShares iShares III plc Global Govt Bond UCITS ETF GBP Hedged (Dist)	5.2	Managed Funds	Managed Funds
3 XTrackers Xtrackers II Global Government Bond UCITS ETF	5.2	Managed Funds	Managed Funds
4 Vanguard Global Credit Bond Retail Hedged	5.2	Managed Funds	Managed Funds
5 Franklin Templeton FTF Brandywine Global Income Optimiser Class S	5.2	Managed Funds	Managed Funds
6 iShares iShares plc Core FTSE 100 UCITS ETF GBP (Dist)	4.5	Managed Funds	Managed Funds
7 iShares iShares VII plc Core S&P 500 UCITS ETF USD (Acc)	4.0	Managed Funds	Managed Funds
8 XTRACKERS NASDAQ 100	3.6	Ireland	Non-Classified
9 TB Evenlode Income Class C	3.6	Managed Funds	Managed Funds
10 Janus Henderson Investors European Focus Class I	3.5	Managed Funds	Managed Funds

Top 10 Holdings X-Ray Analysis

Name	% Weight	Country	Sector
1 XTrackers Xtrackers II Global Government Bond UCITS ETF	5.2	Managed Funds	Bonds
2 MICROSOFT CORP	0.5	United States	Technology
3 UNILEVER	0.5	United Kingdom	Consumer Staples
4 TAIWAN SEMICONDUCTOR MANUFACTURING CO.	0.5	Taiwan	Technology
5 DIAGEO	0.5	United Kingdom	Consumer Staples
6 RELX	0.4	United Kingdom	Consumer Discretionary
7 APPLE	0.4	United States	Technology
8 ASTRAZENECA	0.4	United Kingdom	Health Care
9 SHELL	0.4	United Kingdom	Energy
10 RECKITT BENCKISER GROUP	0.3	United Kingdom	Consumer Staples

Data for the above tables is sourced by Investment Fund Services Limited (IFSL) and presented by Broadridge Financial Solutions Inc. Allocations are subject to change.

This fact sheet may also contain data provided by FTSE International Limited ("FTSE") © FTSE 2023. "FTSE®" is a trade mark of the London Stock Exchange Group companies and is used by FTSE International Limited under licence. All rights in the FTSE indices and / or FTSE ratings vest in FTSE and/or its licensors. Neither FTSE nor its licensors accept any liability for any errors or omissions in the FTSE indices and / or FTSE ratings or underlying data. No further distribution of FTSE Data is permitted without FTSE's express written consent.

Capital is at risk. The value and income from investments can go down as well as up and are not guaranteed. An investor may get back significantly less than they invest. Past performance is not a reliable indicator of current or future performance and should not be the sole factor considered when selecting funds. The Fund will be exposed to stock markets and market conditions can change rapidly. Prices can move irrationally and be affected unpredictably by diverse factors, including political and economic events. The Fund has exposure to bonds, the prices of which will be impacted by factors including; changes in interest rates, inflation expectations and perceived credit quality. When interest rates rise, bond values generally fall. This risk is generally greater for longer term bonds and for bonds with perceived lower credit quality. The Fund invests in other currencies. Changes in exchange rates will therefore affect the value of your investment. The Fund may invest a large part of its assets in other funds for which investment decisions are made independently of the Fund. If these Investment Managers perform poorly, the value of your investment is likely to be adversely affected. Investment in other funds may also lead to duplication of fees and commissions. In certain market conditions some assets may be less predictable than usual. This may make it harder to sell at a desired price and/or in a timely manner. In extreme market conditions redemptions in the underlying funds or the Fund itself may be deferred or suspended. The insolvency of any institution providing services, such as safekeeping of assets or holding investments with returns linked to financial contracts (known as derivatives), may expose the Fund to financial loss. The Fund may enter into various financial contracts (known as derivatives) in an attempt to protect the value of the Fund's assets or to reduce the costs of investing, although this may not be achieved. All or part of the fees and expenses may be charged to the capital of the Fund rather than being deducted from income. Future capital growth may be constrained as a result of this.

This document is provided for general information purposes only and is not personal advice to anyone to invest in any fund or product.

The Key Investor Information Documents and the Prospectuses for all funds are available, in English, free of charge and can be obtained directly using the contact details in the Group Details section. They can also be downloaded from www.marlboroughfunds.com. An investor must always read these before investing. Information taken from trade and other sources is believed to be reliable, although we don't represent this as accurate or complete and it shouldn't be relied upon as such. Calls may be recorded for training and monitoring purposes.

Issued by Marlborough Investment Management Limited, authorised and regulated by the Financial Conduct Authority (reference number 115231). Registered office: PO BOX 1852 Lichfield, Staffordshire, England, WS13 8XU. Registered in England No. 01947598.

Data accurate as of 01/09/2023.