

Schroder International Selection Fund European Smaller Companies

C Accumulation EUR | Data as at 31.07.2023

Fund objectives and investment policy

The fund aims to provide capital growth in excess of the EMIX European Smaller Companies (TR) Index after fees have been deducted over a three to five year period by investing in equities of small-sized European companies.

Above is the Investment Objective of the fund. For details on the full fund's Investment Policy please see the KIID.

The Fund has environmental and/or social characteristics (within the meaning of Article 8 SFDR).

The fund maintains a higher overall sustainability score than its sustainability benchmark based on the investment manager's rating system.

Relevant risks associated with an investment in this fund are shown below and should be carefully considered before making any investment. Past Performance is not a guide to future performance and may not be repeated. The value of investments and the income from them may go down as well as up and investors may not get back the amounts originally invested. Exchange rate changes may cause the value of investments to fall as well as rise. Performance data does not take into account any commissions and costs, if any, charged when units or shares of any fund, as applicable, are issued and redeemed.

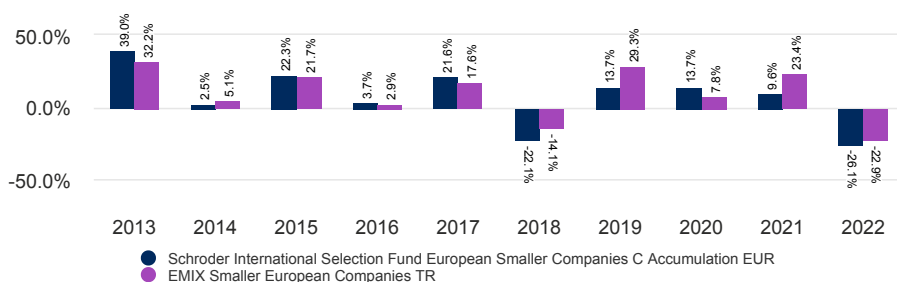
Share class performance (%)

Cumulative performance	1 month	3 months	YTD	1 year	3 years	5 years	10 years
Share class (Net)	3.7	2.8	12.4	2.8	15.0	-9.2	65.9
Target	3.6	2.1	9.9	1.0	30.0	21.9	124.9

Discrete yearly performance (%)	Jul 13 - Jul 14	Jul 14 - Jul 15	Jul 15 - Jul 16	Jul 16 - Jul 17	Jul 17 - Jul 18	Jul 18 - Jul 19	Jul 19 - Jul 20	Jul 20 - Jul 21	Jul 21 - Jul 22	Jul 22 - Jul 23
Share class (Net)	19.6	27.5	-10.5	25.2	6.9	-19.1	-2.5	45.8	-23.2	2.8
Target	21.8	23.5	-5.3	20.2	7.8	-4.1	-2.2	48.5	-13.4	1.0

Calendar year performance	2013	2014	2015	2016	2017	2018	2019	2020	2021	2022
Share class (Net)	39.0	2.5	22.3	3.7	21.6	-22.1	13.7	13.7	9.6	-26.1
Target	32.2	5.1	21.7	2.9	17.6	-14.1	29.3	7.8	23.4	-22.9

Performance over 10 years (%)



Ratings and accreditation

Morningstar
Sustainability Rating



MSCI
ESG RATINGS

CCC B BB BBB A AA AAA



Please refer to the Source and ratings information section for details on the icons shown above.

Fund facts

Fund manager	Jean Roche Hannah Piper
Managed fund since	01.06.2022 ; 01.10.2019
Fund management company	Schroder Investment Management (Europe) S.A.
Domicile	Luxembourg
Fund launch date	07.10.1994
Share class launch date	17.01.2000
Fund base currency	EUR
Share class currency	EUR
Fund size (Million)	EUR 75.13
Number of holdings	41
Target	EMIX Smaller European Companies TR
Unit NAV	EUR 49.0226
Dealing frequency	Daily
Distribution frequency	No Distribution

Fees & expenses

Ongoing charge	1.05%
Redemption fee	0.00%

Purchase details

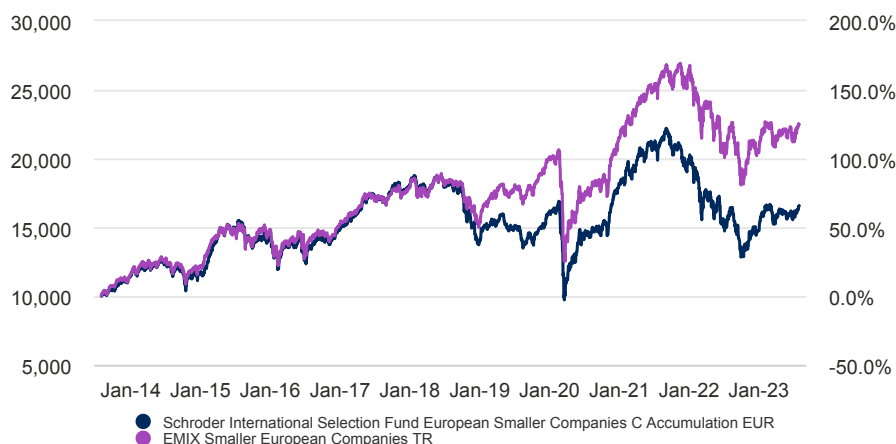
Minimum initial subscription	EUR 1,000 ; USD 1,000 or their near equivalent in any other freely convertible currency.
------------------------------	--

Codes

ISIN	LU0106238552
Bloomberg	SCHIECA LX
SEDOL	5795152
Reuters code	LU0106238552.LUF

C Accumulation EUR | Data as at 31.07.2023

10 year return of EUR 10,000



The chart is for illustrative purposes only and does not reflect an actual return on any investment.

Returns are calculated bid to bid (which means performance does not include the effect of any initial charges), net income reinvested, net of fees.

Risk considerations

Capital risk / distribution policy: As the fund intends to pay dividends regardless of its performance, a dividend may represent a return of part of the amount you invested.

Counterparty risk: The fund may have contractual agreements with counterparties. If a counterparty is unable to fulfil their obligations, the sum that they owe to the fund may be lost in part or in whole.

Currency risk: The fund may lose value as a result of movements in foreign exchange rates, otherwise known as currency rates.

Currency risk / hedged share class: The currency hedging of the share class may not be fully effective and residual currency exposure may remain. The cost associated with hedging may impact performance and potential gains may be more limited than for unhedged share classes.

Derivatives risk: Derivatives, which are financial instruments deriving their value from an underlying asset, may be used to manage the portfolio efficiently. The fund may also materially invest in derivatives including using short selling and leverage techniques with the aim of making a return. A derivative may not perform as expected, may create losses greater than the cost of the derivative and may result in losses to the fund.

Higher volatility risk: The price of this fund may be volatile as it may take higher risks in search of higher rewards, meaning the price may go up and down to a greater extent.

IBOR risk: The transition of the financial markets away from the use of interbank offered rates (IBORs) to alternative reference interest rates may impact the valuation of certain holdings and disrupt liquidity in certain instruments. This may impact the investment performance of the fund.

Liquidity risk: In difficult market conditions, the fund may not be able to sell a security for full value or at all. This could affect performance and could cause the fund to defer or suspend redemptions of its shares, meaning investors may not be able to have immediate access to their holdings.

Market risk: The value of investments can go up and down and an investor may not get back the amount initially invested.

Operational risk: Operational processes, including those related to the safekeeping of assets, may fail. This may result in losses to the fund.

Performance risk: Investment objectives express an intended result but there is no guarantee that such a result will be achieved. Depending on market conditions and the macro economic environment, investment objectives may become more difficult to achieve.

Smaller companies risk: Smaller companies generally carry greater liquidity risk than larger companies, meaning they are harder to buy and sell, and they may also fluctuate in value to a greater extent.

Sustainability risk: The fund has environmental and/or social characteristics. This means it may have limited exposure to some companies, industries or sectors and may forego certain investment opportunities, or dispose of certain holdings, that do not align with its sustainability criteria chosen by the investment manager. The fund may invest in companies that do not reflect the beliefs and values of any particular investor.

Synthetic risk & reward indicator (SRRI)

LOWER RISK

Potentially lower reward

HIGHER RISK

Potentially higher reward



The risk category was calculated using historical performance data and may not be a reliable indicator of the fund's future risk profile. The fund's risk category is not guaranteed to remain fixed. Please see the Key Investor Information Document for more information.

Risk statistics & financial ratios

	Fund	Target
Annual volatility (%) (3y)	21.3	19.4
Alpha (%) (3y)	-4.3	-
Beta (3y)	1.1	-
Sharpe ratio (3y)	0.3	0.5
Information ratio (3y)	-0.7	-
Dividend Yield (%)	2.2	-
Price to book	1.7	-
Price to earnings	15.8	-
Predicted Tracking error (%)	5.8	-

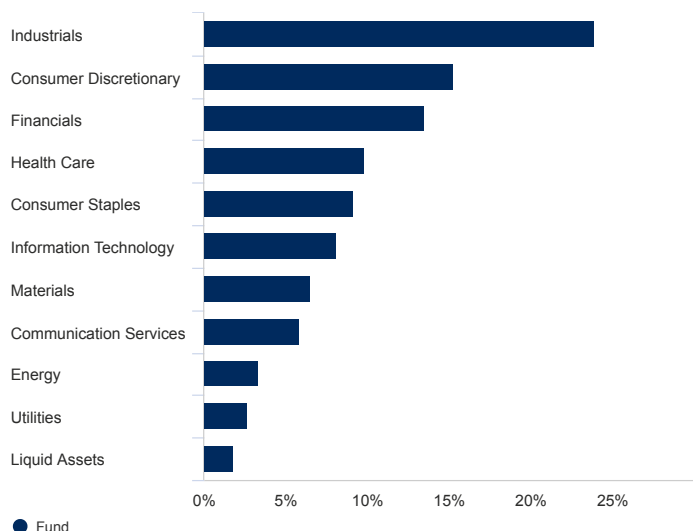
Source: Morningstar. The above ratios are based on bid to bid price based performance data.

Source: Morningstar, and Schroders for the Predicted tracking error. The above ratios are based on bid to bid price based performance data. These financial ratios refer to the average of the equity holdings contained in the fund's portfolio and in the benchmark (if mentioned) respectively.

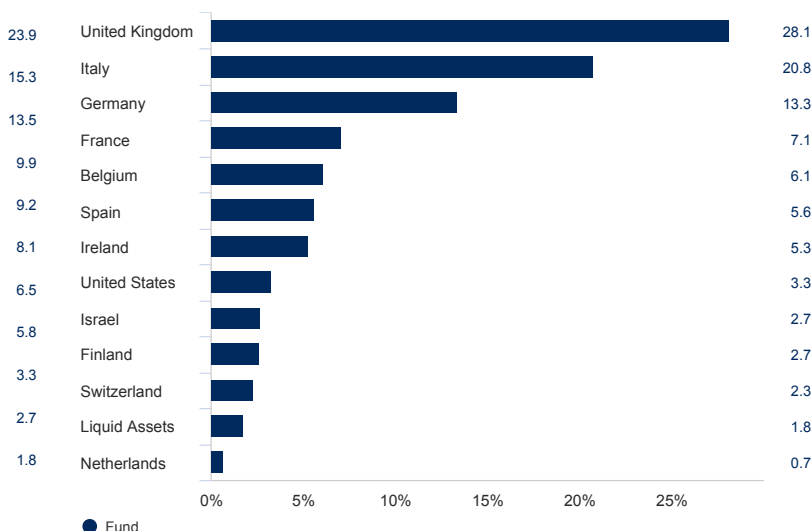
C Accumulation EUR | Data as at 31.07.2023

Asset allocation

Sector (%)



Geographical breakdown (%)



Top 10 holdings (%)

Holding name	%
Spire Healthcare Group PLC	4.1
HelloFresh SE	4.0
Zeal Network SE	3.9
Bank of Ireland Group PLC	3.8
Befesa SA	3.6
Montana Aerospace AG	3.5
Tenaris SA	3.3
Elementis PLC	3.3
Recordati Industria Chimica e Farmaceutica SpA	3.2
doValue SpA	3.2

Source: Schroders. Top holdings and asset allocation are at fund level.

Share class available

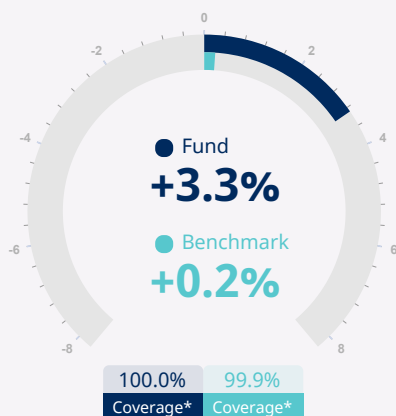
	C Accumulation EUR	C Income EUR
Distribution frequency	No Distribution	Annually
ISIN	LU0106238552	LU0062904858
Bloomberg	SCHIECA LX	SCHIECI LX
SEDOL	5795152	4962281

C Accumulation EUR | Data as at 31.07.2023

Proprietary Sustainability Metrics %

Overall Impact

Data as at 31.07.2023



The sustainability scores of the fund and the benchmark are shown. The benchmark is the EMIX Smaller Europe (inc UK).

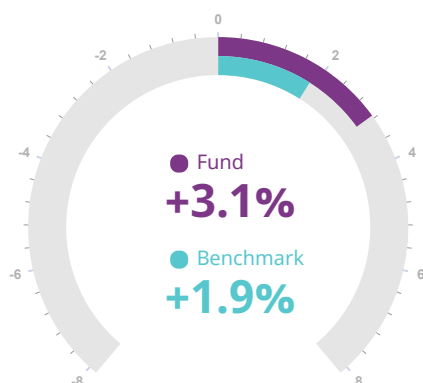
The Schroders Impact score is based on Schroders' proprietary tool, SustainEx™. SustainEx™ provides an estimate of the potential societal or environmental impact that may be created by the companies and other issuers in which the fund is invested. The result is expressed as a notional percentage (positive or negative) of sales of the relevant underlying companies and other issuers. For example, a SustainEx™ score of +2% would mean a company contributes \$2 of relative notional positive impact (i.e. benefits to society) per \$100 of sales.

We calculate SustainEx™ scores for companies and other issuers in the fund to arrive at the total fund score.

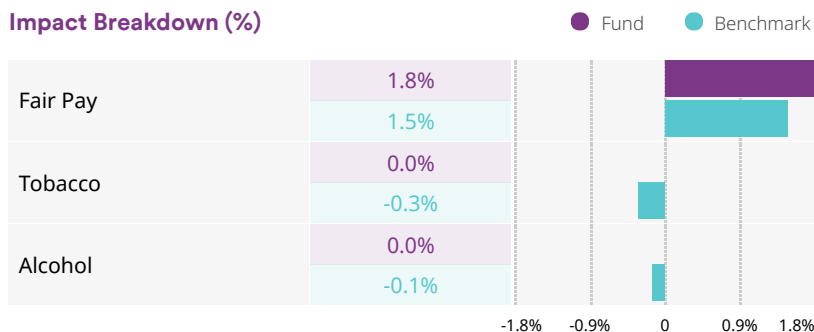
The "Overall Impact" shown is a measure of the fund's estimated impact compared to that of its benchmark, in each case calculated as a relative notional percentage as described above.

The "Impact on People" and "Impact on Planet" measure the fund's estimated underlying benefits and harms, as compared to its benchmark, in each case calculated as a relative notional percentage as described above.

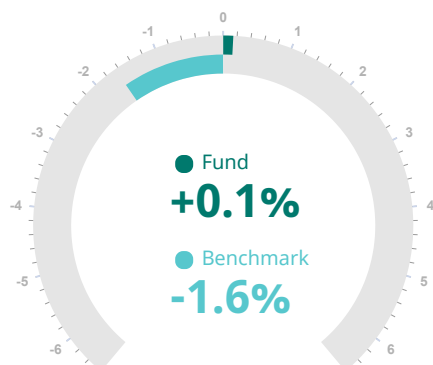
Overall Impact On: People



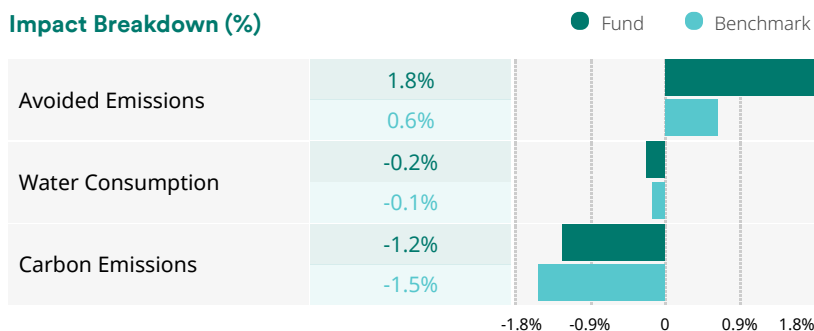
Impact Breakdown (%)



Overall Impact On: Planet



Impact Breakdown (%)

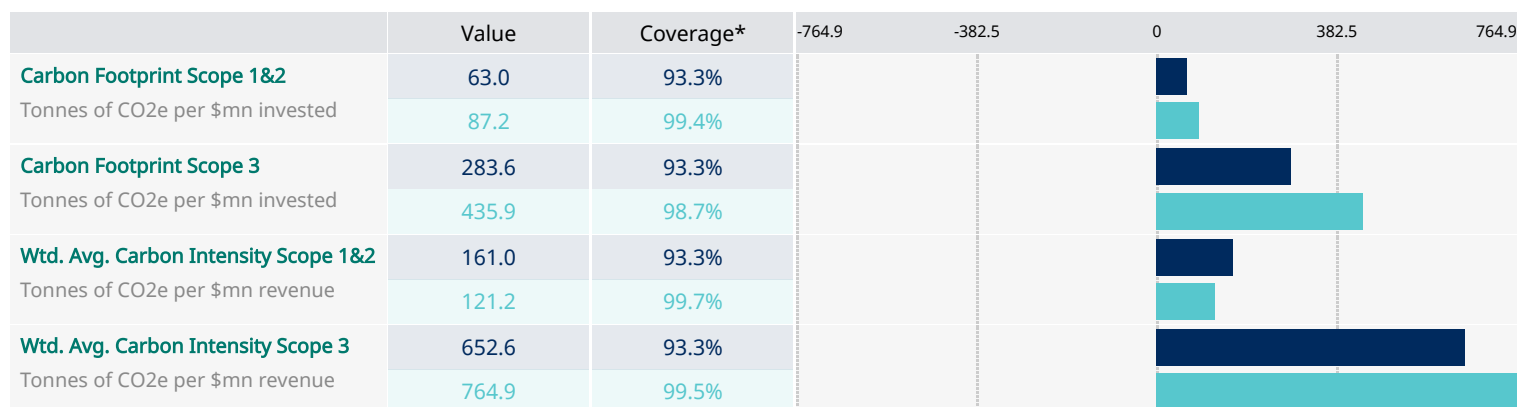


C Accumulation EUR | Data as at 31.07.2023

Climate dashboard

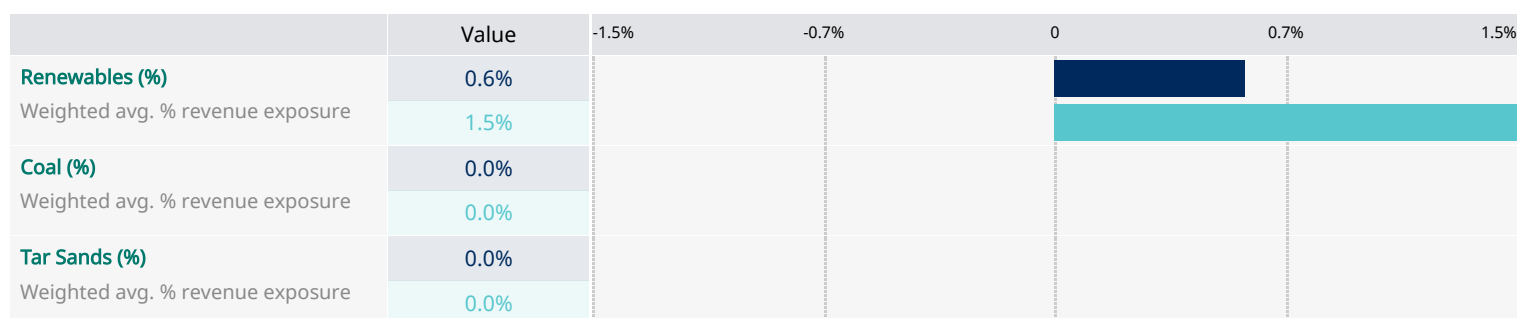
Carbon Metrics

● Fund ● Benchmark



Energy Exposure

● Fund ● Benchmark



Source: MSCI. The graphs above include the Weighted Average Carbon Intensity (WACI), carbon footprint and energy exposure of the fund and its benchmark, where applicable. WACI and carbon footprint are based on Scope 1, 2 and 3 emissions. WACI measures the carbon-intensity of the portfolio by assessing the ratio of emissions to revenue generated from underlying investee companies. Carbon footprint normalises the total carbon emissions of the portfolio to its market value. When calculating carbon metrics, Schroders will exclude neutral assets (such as cash) and other non-eligible assets. This means that Schroders aggregates company-level GHG emissions based on the portfolio's eligible assets only (which are listed equity and credit holdings, where applicable). The energy exposure metrics are calculated based on the revenue generated from these activities by the underlying investee companies and weighted by the fund's holdings. Fund exposure to 'Coal' represents Thermal Coal mining and reflects investments in companies whose coal-related revenues are below the accepted threshold. Please refer to the fund sustainability disclosures for more details on exclusions. All metrics use reported company data. Where data may not be available, then MSCI may use estimates. The fund's sustainability benchmark is the EMIX Smaller Europe (inc UK).

Adverse Impacts

The table below shows some adverse impacts of this fund and its benchmark, where applicable. The indicators referred to below aim to show the negative effects that investment decisions, made in respect of the fund's portfolio, have on certain sustainability factors, such as environmental, social and employee matters. We also identify the coverage, which refers to the percentage of indicator data available at month-end for the underlying holdings of the fund and the benchmark, where applicable.

Category	Indicator	Description	Units	Fund	Benchmark
People	UNGC and OECD principle policies	Share of investment in companies without policies to monitor compliance with UNGC and OECD principles	Ratio (%)	67.4% Coverage*: 87.4%	50.0% Coverage*: 94.0%
	Board Gender Diversity	Average ratio of female to male board members in investee companies	Ratio (%)	61.2% Coverage*: 87.4%	64.3% Coverage*: 94.0%
	UNGC and OECD principle violators	Share of investments in companies that have been involved in violations of UNGC and OECD principles	Ratio (%)	0.0% Coverage*: 87.4%	0.0% Coverage*: 94.0%
Planet	Non-renewable energy exposure	Share of non-renewable energy consumption and production	Ratio (%)	69.7% Coverage*: 62.1%	78.8% Coverage*: 73.2%
	Exposure to companies without carbon emissions reduction initiatives	Investing in companies without carbon emission reduction initiatives aligned with the Paris Agreement	Ratio (%)	36.6% Coverage*: 87.4%	36.2% Coverage*: 93.3%

Source: MSCI.

The aggregation of benchmark level metrics has been calculated by Schroders, not MSCI. Benchmark used is the EMIX Smaller Europe (inc UK).

Contact information

Schroder Investment Management (Europe) S.A.
5, rue Höhenhof
Sennigerberg
Luxembourg
L-1736
Tel: +352 341 342 202
Fax: +352 341 342 342

For your security, communications may be taped or monitored.

Information relating to changes in fund manager, investment objective, benchmark and corporate action information

Some performance differences between the fund and the benchmark may arise because the fund performance is calculated at a different valuation point from the benchmark. On 01.06.2022 Jean Roche and Hannah Piper replaced Andy Brough and Hannah Piper as Fund Managers. The fund's performance should be assessed against its target benchmark being to exceed the EMIX European Smaller Companies (TR) index. The fund's investment universe is expected to overlap materially with the components of the target benchmark. The investment manager invests on a discretionary basis and there are no restrictions on the extent to which the fund's portfolio and performance may deviate from the target benchmark. The investment manager will invest in companies or sectors not included in the target benchmark in order to take advantage of specific investment opportunities. The target benchmark has been selected because it is representative of the type of investments in which the fund is likely to invest and it is, therefore, an appropriate target in relation to the return that the fund aims to provide. The benchmark(s) does/do not take into account the environmental and social characteristics or sustainable objective (as relevant) of the fund.

Benchmarks:

Benchmark names in this document may be abbreviated. Please refer to the funds' legal documents for the full benchmark name.

The investment manager invests on a discretionary basis and there are no restrictions on the extent to which the fund's portfolio and performance may deviate from the benchmark. The investment manager will invest in companies or sectors not included in the benchmark in order to take advantage of specific investment opportunities.

Source and ratings information

Source of all performance data, unless otherwise stated: Morningstar, bid to bid, net income reinvested, net of fees.

Impact scores: These are generated using Schroders' proprietary tool SustainEx™. SustainEx™ provides an estimate of the potential "impact" that an issuer may create in terms of net social and environmental "costs" or "benefits" of that issuer. It does this by using certain metrics with respect to that issuer, and quantifying them positively (for example by paying 'fair wages') and negatively (for example the carbon an issuer emits) to produce an aggregate notional measure of the relevant underlying issuer's social and environmental "costs", "externalities" or "impacts". SustainEx™ utilises and is reliant on third party data (including third party estimates) as well as Schroders' own modelling assumptions, and the outcome may differ from other sustainability tools and measures.

Where SustainEx™ relies on data and estimates produced by third parties, Schroders seeks to ensure that such data and estimates are accurate, but Schroders cannot and does not warrant the accuracy, completeness and adequacy of such third party data and estimates. Like any model, SustainEx™ will evolve and develop over time as Schroders continues to assess, refine and add to the metrics and their relative contributions. Generating SustainEx™ scores involves an element of judgment and subjectivity across the different metrics chosen by Schroders, and accordingly Schroders does not accept any liability arising from any inaccuracy or omission in, or the use of or reliance on, SustainEx™ scores. As the model evolves, changes made to how metrics are applied may result in changes to the SustainEx™ score of any issuer and ultimately the overall fund/portfolio score. At the same time, of course, the issuer's SustainEx performance might improve or deteriorate.

The SustainEx scores show month-end data. Where a fund maintains a higher overall sustainability score than its sustainability benchmark based on the investment manager's rating system, this means that the fund's weighted average score in SustainEx over the previous six month period will be higher than the benchmark's score in SustainEx over the same period, based on month-end data. Where a fund maintains a positive absolute sustainability score based on the investment manager's rating system, this means that the fund's weighted average score in SustainEx over the previous six month period will be higher than zero over the same period based on month-end data and any comparison to its benchmark's score is shown here for information and illustrative purposes only. Where a fund has different sustainability criteria, the fund's weighted average score in SustainEx compared to its benchmark's score is shown here for information and illustrative purposes only.

Schroders' Proprietary tools: including SustainEx, may not cover all of the fund's holdings from time to time, in which case Schroders may use a range of alternative methods to assess the relevant holding. In addition, certain types of assets (such as cash and certain equivalent securities) are treated as neutral and are therefore not considered by our proprietary tools. Other types of assets such as equity indices and index derivatives may not be considered by our proprietary tools and in such case would be excluded from a product's sustainability score.

Aggregated SustainEx metric definitions are: Carbon emissions: Environmental and societal cost of carbon emissions (scope 1,2 and 3). Water consumption: Environmental and societal cost of companies' and countries' freshwater withdrawal. Assigned based on reported water usage. Avoided carbon emissions: Environmental and societal benefits of activities and technologies that enable system-wide reductions in carbon emissions, including companies' products and services and country investments in clean energy. Fair pay: Societal benefits or costs of companies over- or under-paying staff relative to local living wages (for regions in which they operate). Alcohol: Societal cost of alcohol consumption (assigned to alcohol producers). Tobacco: Societal cost of smoking (assigned to tobacco producers).

Energy exposure definitions are: Coal exposure: Measures the weight of the portfolio exposed to companies deriving revenue from the mining of thermal coal (including lignite, bituminous, anthracite and steam coal) and its sale to external parties. It excludes: revenue from metallurgical coal; coal mined for internal power generation (e.g. in the case of vertically integrated power producers); intra-company sales of mined thermal coal; and revenue from coal trading. Tar sands exposure: Measures the weight of the portfolio exposed to companies deriving revenue from oil sands extraction for a set of companies that own oil sands reserves and disclose evidence of deriving revenue from oil sands extraction. This factor does not include revenue from non-extraction activities (e.g. exploration, surveying, processing, refining); ownership of oil sands reserves with no associated extraction revenues; revenue from intra-company sales.

*Coverage, which refers to the percentage of indicator data available at month-end for the underlying holdings of the fund and the benchmark, where applicable.

Morningstar Rating: © Morningstar 2023. All Rights Reserved. The information contained herein: (1) is proprietary to Morningstar and/or its content providers; (2) may not be copied or distributed; and (3) is not warranted to be accurate, complete or timely. Neither Morningstar nor its content providers are responsible for any damages or losses arising from any use of this information. Past performance is no guarantee of future results.

Important information

Costs:

Certain costs associated with your investment in the fund may be incurred in a different currency to that of your investment. These costs may increase or decrease as a result of currency and exchange rate fluctuations.

If a performance fee is applicable to this fund, details of the performance fee model and its computation methodology can be found in the fund's prospectus. This includes a description of the performance fee calculation methodology, the dates on which the performance fee is paid and details of how the performance fee is calculated in relation to the fund's performance fee benchmark, which may differ from the benchmark in the fund's investment objective or investment policy.

For further information regarding the costs and charges associated with your investment, please consult the funds' offering documents and annual report.

General:

This document does not constitute an offer to subscribe for shares of Schroder International Selection Fund (the "Company"). Nothing in this document should be construed as advice or a recommendation to buy or sell shares. Subscriptions for shares of the Company can only be made on the basis of its latest Key Information Document and prospectus, together with the latest audited annual report (and subsequent unaudited semi-annual report, if published), copies of which can be obtained, free of charge, from Schroder Investment Management (Europe) S.A. The Company is a Luxembourg-registered UCITS recognised in the UK under Section 264 of the Financial Services and Markets Act 2000. An investment in the Company entails risks, which are fully described in the prospectus. Issued by Schroder Investment Management (Europe) S.A., 5, rue Höhenhof, L-1736 Senningerberg, Luxembourg. Registered No. B 37.799. Approved for issue in the UK by Schroder Investment Management Limited, 1, London Wall Place, London EC2Y 5AU. Authorised and regulated by the Financial Conduct Authority

The fund has environmental and/or social characteristics within the meaning of Article 8 of Regulation (EU) 2019/2088 on Sustainability-related Disclosures in the Financial Services Sector (the "SFDR"). For information on sustainability-related aspects of this fund please go to www.Schroders.com

Schroders will be a data controller in respect of your personal data. For information on how Schroders might process your personal data, please view our Privacy Policy available at www.Schroders.com/en/privacy-policy or on request should you not have access to this webpage. Distributed in the UK by Schroder Investment Management Ltd, 1 London Wall Place, London EC2Y 5AU. Registration No 1893220 England. Authorised and regulated by the Financial Conduct Authority.